

UNIVERSIDADE FEDERAL DO RIO GRANDE DO SUL  
INSTITUTO DE BIOCÊNCIAS

**SISTEMÁTICA E CONSERVAÇÃO DAS ESPÉCIES SUL-AMERICANAS NÃO  
ANDINAS DE *HYPERICUM* L. (HYPERICACEAE)**

CLEUSA VOGEL ELY



Porto Alegre  
2019

**SISTEMÁTICA E CONSERVAÇÃO DAS ESPÉCIES SUL-AMERICANAS NÃO  
ANDINAS DE *HYPERICUM* L. (HYPERICACEAE)**

CLEUSA VOGEL ELY

Tese apresentada ao Programa de Pós-Graduação em Botânica, da Universidade Federal do Rio Grande do Sul, como um dos requisitos para obtenção do grau de Doutora em Botânica.

Orientadora: Profa. Dra. Ilsi Iob Boldrini

Coorientador: Prof. Dr. João Ricardo Vieira Iganci

Comissão examinadora:

Dr. Jefferson Prado (Instituto de Botânica do Estado de São Paulo, Brasil)

Dr. Eduardo Héctor Marchesi de León (Universidad de la República, Montevideo)

Dra. Eudes Maria Stiehl-Alves (Universidade Federal do Rio Grande do Sul, Brasil)

Porto Alegre, 26 de abril de 2019

## Agradecimentos

Primeiramente gostaria de agradecer às pessoas que me trouxeram até aqui, minha família, em especial ao meu pai Pedro Egídio Ely e minha mãe Dulce Lorida Vogel Ely pelo incentivo e auxílio em todos os momentos e em todos os aspectos.

Ao Felipe Roberto Daronco pela sólida e sincera parceria. Agradeço imensamente pelo apoio, paciência, incentivo, carinho e compreensão de sempre. Você foi parte fundamental nesse processo. Gratidão!

À minha querida orientadora Ilsi Iob Boldrini pela sensibilidade e carinho com que sempre me tratou. Me orgulho muito de ter sido sua orientada, pois admiro enormemente a sua postura como profissional e como pessoa. Admiro especialmente o fato de estar sempre disposta a ajudar, jamais foge dos problemas e nem te deixa desamparada. Sempre muito objetiva, encara de frente e junto com seus alunos as dificuldades que surgem no dia a dia da pós-graduação. O fato é que a Ilsi é uma orientadora verdadeiramente presente e super acessível, isso fica evidente por sua sala estar sempre de portas abertas, literalmente. Enfim, sou imensamente grata por fazer parte da equipe Boldrini (LevCamp) e também por ser uma das poucas alunas que teve o privilégio de subir desafios vulcões com a orientadora (rsrsrs). Obrigada Ilsi pela amizade, confiança e pelo estímulo de sempre.

Ao meu coorientador João Ricardo Vieira Iganci pelo auxílio intelectual e logístico durante o caminhar da tese, por me abrir os olhos para o mundo da biogeografia e também pela amizade e pelas agradáveis conversas.

Ao Sérgio Augusto de Loreto Bordignon pela lindíssima amizade, pela humildade com que compartilha seu vasto conhecimento botânico e também pela prestatividade de sempre. Seu amor e dedicação à botânica me inspiram profundamente. O fato é que não existem palavras que demonstrem de forma autêntica a minha gratidão ao Sérgio, só posso dizer que você é um exemplo de pessoa e de botânico que eu pretendo seguir, te admiro profundamente. Agradeço também por ser o grande responsável por me fazer ingressar nesse maravilhoso porém desafiador mundo dos *Hypericum*.

À maravilhosa equipe LevCamp pela amizade, “janelas abertas”, churras, campos, pelas empolgantes discussões acadêmicas e políticas do RU, pelas gordices que proporcionaram uma significativa melhora no rendimento e, em síntese, por todas as boas relações criadas e por todo conhecimento compartilhado e adquirido nesses quatro anos.

À Eudes Maria Stiehl-Alves pela generosa, prestativa e impressionante ajuda em todo processo de extrações e ampliações realizadas no LABSIM da UFRGS, além é claro, da preciosa ajuda intelectual. Agradeço imensamente pelos ensinamentos, instruções, dicas e pelas agradáveis conversas.

Ao Leonardo Nogueira da Silva, anjo que entrou na minha vida e que me salvou nos momentos de maior dificuldade que enfrentei durante o doutorado. Agradeço pela linda amizade, pela generosa e prestativa ajuda analítica e intelectual, e também pelas maravilhosas comidinhas que me ensinastes a fazer. Léo obrigada por TUDO.

Ao Nicolai M. Nürk pela importante colaboração, proporcionando crescimento intelectual e reflexões relevantes sobre a presente tese, além do compartilhamento de sequências e de valiosas informações não publicadas.

À Bianca Ott Andrade pela importantíssima colaboração no manuscrito de qualificação da presente tese, e também pela amizade e pelas prazerosas conversas.

Aos inúmeros amigos do meio acadêmico pelos bons momentos compartilhados e por todas as dicas que deram certo e que me auxiliaram enormemente nesse doc. Especialmente à Ethiéne Guerra, pessoa que admiro profundamente e com quem muito aprendi nesses quatro anos, e ao Dióber B. Lucas pela parceria assídua e agradável em viagens de campo, revisões de herbários e eventos andinos. Com certeza foram pessoas e momentos que agregaram e alegraram muito esses anos de doutorado.

Ao Prof. Dr. Jefferson Prado pela gentil ajuda na resolução de inúmeras dúvidas nomenclaturais e ao Prof. Dr. Rafael Trevisan pelo auxílio prestativo com o Latim.

Ao Héctor A. Keller pelo generoso envio de amostras argentinas, inclusive pela doação de um parátipo de *Hypericum robsonii* ao herbário ICN da UFRGS. Da mesma forma, à Michelle Mota pelo envio de um espécime de *Hypericum austrobrasiliense* e amostras em sílica oriundas de Santa Catarina, e à Inara da Silva Batista pelo auxílio e envio de fotografias contendo detalhes de espécimes depositados no herbário R.

Aos amigos Andrés González e José Luis A. Zaballa pelo grande e agradável auxílio no campo em terras uruguaias e também pelo maravilhoso ‘asado uruguayo’.

À equipe Hypericaceae (projeto Flora do Brasil 2020) pela parceria e pelo auxílio nos mais diferentes aspectos, especialmente ao Lucas C. Marinho pelas longas e produtivas conversas, pelas gargalhadas e pelo espírito motivador de sempre.

À Profa. Gilsane Lino von Poser e ao Henrique Bridi, que dedicam suas pesquisas ao conhecimento farmacognóstico das espécies nativas de *Hypericum* (Departamento de



Farmácia da UFRGS), pela acessível troca de dados e experiências e também pelas perspectivas de colaboração no âmbito da quimiotaxonomia.

À Profa. Tatiana Chies por tornar nosso trabalho no LABSIM possível e prazeroso, e também pelas suas esclarecedoras e importantíssimas dicas e orientações no âmbito da biologia molecular.

À Profa. Silvia Miotto pelos agradáveis momentos em campo e também fora dele.

À todos que lembraram de coletar *Hypericum* pelo caminho: Dióber B. Lucas, Pedro Joel S. da Silva Filho, Leonardo Nogueira da Silva, Fábio P. Torchelsen, Guilherme Coelho, Jonas Castro, Martin Grings, Gabriel E. Ferreira, Luciana Menezes, Anderson Christ, Cássio Rabuske, Carolina Costa Alff, Fernanda Schmidt, Matias Köhler, Rosângela Rolim, Juliana Schaefer, Felipe Gonzatti, Josimar Külkamp, Eduardo Lozano, Cristiano Buzatto, Michelle Nervo, Silviane C. Pesamosca e Marlon G. Facco. Obrigada de coração!

À curadora Mara Ritter e às funcionárias Camila e Márcia do herbário ICN da UFRGS pela prestatividade e auxílio durante todo o doutorado. Vocês foram essenciais!

Aos funcionários e curadores dos herbários visitados, especialmente àqueles que nos receberam e nos auxiliaram num contexto que vai muito além das coleções, tais como: Eduardo Marchesi do MVFA, Manuel Garcia do MVM, Liliana Delfino do MVJB, Norma Deginani do SI, Ruy Válka Alves do R e José Tadeu Motta do MBM. Agradeço também aos curadores e funcionários dos herbários FCAB, HBEI, HDCE, HRCB e SAMES pelo envio de fotos dos espécimes de *Hyperium* desses herbários.

Ao CNPq pela bolsa concedida e à PROPesq pela ajuda de custo em viagens com o intuito de promover a divulgação acadêmica, especialmente para os trabalhos apresentados nas Jornadas Argentinas de Botânica em Mendoza (Argentina) e no Congresso Latino Americano de Botânica em Quito (Equador).

Ao 'Neotropical Grassland Conservancy' pelo recurso fornecido. Sem este auxílio não teria sido possível finalizar as revisões de herbário, os campos e o sequenciamento de todas as amostras previstas no meu projeto de doutorado.

À todos que contribuíram de forma direta ou indireta para que este trabalho fosse possível, obrigada!

## Resumo

Hypericaceae é uma família da ordem Malpighiales, composta por seis gêneros e cerca de 620 espécies, das quais mais de 80% pertencem ao gênero *Hypericum*. Com distribuição quase cosmopolita, *Hypericum* possui dois importantes centros de diversidade na América do Sul: os Páramos andinos (seção *Brathys*) e os campos do sudeste da América do Sul (seção *Trigynobrathys*). Estudos filogenéticos recentes têm demonstrado que essas duas maiores seções do gênero, *Brathys* and *Trigynobrathys*, são não monofiléticas. De acordo com a compreensão atual, todas as espécies sul-americanas de *Hypericum*, juntamente com espécies Africanas, Asiáticas e Norte Americanas são acomodadas em um clado que reúne 30% das espécies do gênero e que tem sido informalmente denominado *Brathys* s.l. ou grupo *Brathys*. Na presente tese utilizamos análises Bayesianas e de Máxima Verossimilhança a partir de sequências de DNA nuclear e do cloroplasto (ITS + At1G13040 + *petD* + *trnL*) para inferir as relações evolutivas entre as espécies de *Hypericum* sul-americanas. Nessa etapa consideramos uma estratégia de amostragem robusta para as espécies sul-americanas não andinas, as quais eram previamente subamostradas em reconstruções filogenéticas. Também investimos em um bom conhecimento taxonômico e de campo para auxiliar na resolução de dificuldades taxonômicas e nomenclaturais acerca de espécies de *Hypericum* da região não andina da América do Sul, além de fornecer a primeira avaliação global do risco de extinção para 22 espécies de *Hypericum* e assim prover informações que subsidiem ações de conservação para as espécies e seus ecossistemas. Com o uso dessas abordagens, melhoramos nosso entendimento sobre a taxonomia e a história evolutiva de representantes sul-americanos do gênero *Hypericum*. Ou seja, na tese demonstramos que as espécies sul-americanas não andinas de *Hypericum* formam um grupo monofilético que é fortemente sustentado em nossas análises e que a espécie morfologicamente distinta, *H. piriaii*, fica posicionada separada do clado andino e do clado do sudeste sul-americano, representando uma terceira linhagem que colonizou a América do Sul. Nossos estudos também resultaram em nove novos registros para os territórios argentino, brasileiro e uruguaio, na sinonimização de seis nomes, no restabelecimento da prioridade nomenclatural de *Hypericum cordiforme* sobre *H. cordatum*, na indicação de seis lectótipos e 21 casos envolvendo segundo passo de lectotipificação, quatro indicações de neótipos, um epítipo, além da identificação de dois nomes supérfluos e um nome não validamente publicado. Do ponto de vista da conservação, foi possível identificar onze espécies ameaçadas globalmente, sendo seis classificadas na categoria Em Perigo (EN) e cinco como Criticamente em Perigo (CR).

**Palavras-chave:** América do Sul, conservação, filogenética molecular, *Hypericum*, nomenclatura, novos registros, taxonomia, espécies sul-americanas não andinas.

## Abstract

Hypericaceae is a family of the order Malpighiales, composed of six genera and about 620 species, of which more than 80% belong to the genus *Hypericum*. With almost cosmopolitan distribution, *Hypericum* has two important centers of diversity in South America: the Andean Páramos (*Brathys* section) and the southeastern South America grasslands (*Trigynobrathys* section). Recent phylogenetic studies have shown that these two major sections of the genus, *Brathys* and *Trigynobrathys*, are not monophyletic. Indeed, all South American species of *Hypericum* along with African, Asian and North American species are accommodated in a clade that accounts for 30% of the species of the genus and which has been informally termed *Brathys* s.l. or *Brathys* group. In the present thesis, we used Bayesian and Maximum Likelihood analyzes from nuclear and chloroplast DNA sequences (ITS + At1G13040 + *petD* + *trnL*) to infer the evolutionary relationships between the South American *Hypericum* species. In this step, we considered a robust sampling strategy for the non-Andean South American species, which were previously under-sampled in phylogenetic reconstructions. We also invested efforts in a substantial taxonomic and field knowledge to improve the resolution of taxonomic and nomenclatural difficulties regarding *Hypericum* species in the non-Andean South America, as well as to provide the first global extinction risk assessment for 22 *Hypericum* species and to provide information that subsidize conservation actions for species and their ecosystems. Using these approaches, we improved our understanding of the taxonomy and evolutionary history of South American representatives of the *Hypericum* genus. That is, in the thesis we demonstrated that the non-Andean South American species of *Hypericum* form a monophyletic group that is strongly supported in our analyzes and that the morphologically distinct species, *H. piriiai*, is separated from the Andean clade and also from the southeast South American clade, representing a third lineage that colonized South America. Our studies also resulted in nine new records for the Argentinean, Brazilian and Uruguayan territories, synonymization of six names, the restoration of the nomenclatural priority of *Hypericum cordiforme* over *H. cordatum*, the indication of six lectotypes and 21 cases involving second-step lectotypes, four indications of neotypes, one epitype, besides the identification of two superfluous names and an name not validly published. From the conservation framework, it was possible to identify eleven endangered species globally; six classified in the category Endangered (EN) and five in the Critically Endangered (CR).

**Keywords:** South America, conservation, *Hypericum*, molecular phylogenetics, new records, nomenclature, taxonomy, non-Andean South American species.

## SUMÁRIO

RESUMO .....	6
ABSTRACT .....	7
APRESENTAÇÃO.....	10
INTRODUÇÃO GERAL .....	11
CAPÍTULO I — SISTEMÁTICA E CONSERVAÇÃO DAS ESPÉCIES SUL-AMERICANAS NÃO ANDINAS DE <i>HYPERICUM</i> .....	18
<b>Parte I — Integrative taxonomy improves delimitation in <i>Hypericum</i> subspecies .19</b>	
Highlights .....	19
Abstract.....	20
Keywords.....	20
1. Introduction .....	21
2. Material and methods .....	25
3. Results .....	28
4. Discussion.....	32
Acknowledgements .....	35
Appendix A. Supplementary data.....	35
References .....	35
<b>Parte II — Phylogenetic position, taxonomic synopsis, and conservation of <i>Hypericum</i> from southeastern South America.....45</b>	
Abstract.....	46
Keywords.....	46
Introduction .....	47
Materials and Methods .....	48
Results .....	49
Discussion.....	53
Conclusion.....	55
Taxonomic Treatment.....	55
Acknowledgements .....	99
Compliance with ethical standards .....	99
References .....	100
CAPÍTULO II — TRATAMENTO NOMENCLATORIAL DE ESPÉCIES SUL-AMERICANAS DE <i>HYPERIUCM</i> .....	117

<b>Parte I — Reasserting the priority of <i>Hypericum cordiforme</i> A.St.-Hil. (Hypericaceae) over <i>H. cordatum</i> (Vell.) N.Robson.....</b>	<b>118</b>
Abstract.....	118
Keywords.....	118
Introduction .....	119
The priority of <i>Hypericum cordiforme</i> over <i>H. cordatum</i> .....	119
Nomenclatural treatment .....	119
Acknowledgments .....	121
Literature cited.....	121
<b>Parte II — Clarifying the nomenclature of non-Andean South American <i>Hypericum</i> (Hypericaceae) .....</b>	<b>123</b>
Abstract.....	123
Keywords.....	123
Introduction .....	124
Materials and Methods .....	124
Nomenclatural Treatment .....	125
Author Contributions.....	141
Acknowledgements .....	141
Literature Cited.....	141
CONCLUSÕES E PERSPECTIVAS .....	144
<b>ANEXOS: PRODUÇÃO BIBLIOGRÁFICA DURANTE O DOUTORADO .....</b>	<b>146</b>

## Apresentação

Esta tese é dividida em uma Introdução Geral, seguida de dois Capítulos e, por fim, Conclusões e Perspectivas.

### CAPÍTULO I — SISTEMÁTICA E CONSERVAÇÃO DAS ESPÉCIES SUL-AMERICANAS NÃO ANDINAS DE *HYPERICUM*

**Parte I** — Integrative taxonomy improves delimitation in *Hypericum* subspecies

**Parte II** — Phylogenetic position, taxonomic synopsis, and conservation of *Hypericum* from southeastern South America

### CAPÍTULO II — TRATAMENTO NOMENCLATORIAL DE ESPÉCIES SUL-AMERICANAS DE *HYPERICUM*

**Parte I** — Reasserting the priority of *Hypericum cordiforme* A.St.-Hil. (Hypericaceae) over *H. cordatum* (Vell.) N.Robson

**Parte II** — Clarifying the nomenclature of non-Andean South American *Hypericum* (Hypericaceae)

CAPÍTULO I. A formatação da Parte I seguiu o modelo exigido para publicação na revista **Perspectives in Plant Ecology, Evolution and Systematics**, na qual o artigo já foi publicado (artigo apresentado no exame de qualificação deste doutorado). Já a formatação da Parte II seguiu o modelo exigido para publicação na revista **Plant Systematics and Evolution**, na qual pretendemos submeter o artigo em breve.

CAPÍTULO II. A formatação da Parte I seguiu o modelo exigido para publicação na revista **Brittonia**, na qual o artigo já foi publicado. Já a formatação da Parte II seguiu o modelo exigido para publicação na revista **Taxon**, na qual o artigo será submetido em breve.

**As instruções para os autores podem ser encontradas nos endereços eletrônicos abaixo:**

Perspectives in Plant Ecology, Evolution and Systematics ([www.elsevier.com/locate/ppees](http://www.elsevier.com/locate/ppees))

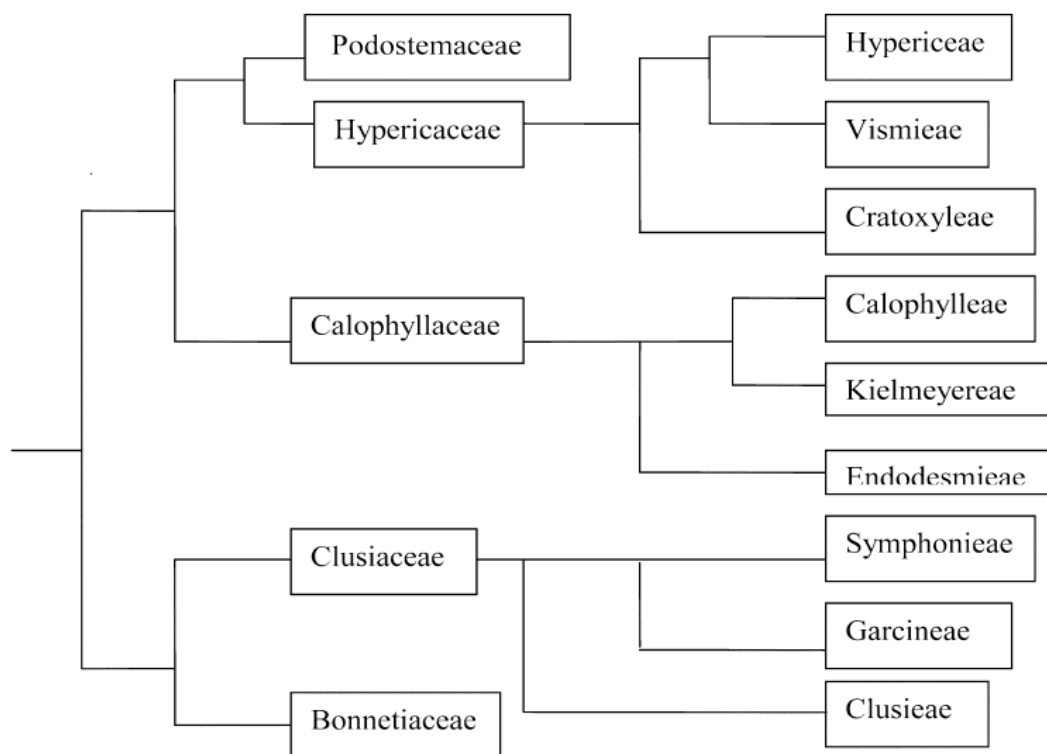
Plant Systematics and Evolution (<https://www.springer.com/life+sciences/plant+sciences/journal/606>)

Brittonia (<https://link.springer.com/journal/12228>)

Taxon (<https://onlinelibrary.wiley.com/journal/19968175>)

## Introdução Geral

*Hypericaceae* Juss. é uma família da ordem Malpighiales, composta por seis gêneros e cerca de 620 espécies (Nürk et al. 2015; Robson 2012, 2016; Stevens 2001 em diante), das quais mais de 80% pertencem ao gênero *Hypericum* L. (Nürk et al. 2015; Robson 2012). A família faz parte do clado Clusioide, tendo como grupo-irmão *Podostemaceae*, e está dividida em três tribos bem suportadas (Fig. 1), sendo elas *Vismieae*, *Cratoxyleae* e *Hypericeae* (Robson 2012; Ruhfel et al. 2011, 2013, 2016). A tribo *Hypericeae* abrangia cinco gêneros (Stevens 2007), dos quais quatro foram recentemente incorporados em *Hypericum* a fim de torná-lo monofilético (Meseguer et al. 2013, 2015, 2018; Nürk et al. 2013a,b, 2015, 2017; Robson 2012, 2016; Ruhfel et al. 2011, 2013). Os pequenos gêneros *Lianthus* N.Robson, *Santomasia* N.Robson, e *Thornea* Breedlove & E.M.McClint. foram transferidos para dentro de *Hypericum* e passaram a ser considerados seções dentro deste gênero, enquanto que as seis espécies do gênero *Triadenum* Raf. foram incorporadas em *Hypericum* seção *Elodea* Choisy (Robson 2012, 2016).



**Figura 1.** Relações das famílias e tribos do clado Clusioide, de acordo com Ruhfel et al. (2011), obtido em Robson (2012) e corroborado por Ruhfel et al. (2013, 2016).

Além das mudanças na circunscrição de *Hypericum*, as relações filogenéticas dentro do gênero também estão se tornando mais claras, especialmente devido ao advento da biologia molecular (Meseguer et al. 2013, 2015, 2018; Nürk et al. 2013a,b, 2015, 2017). Tais trabalhos vêm demonstrando que as 36 seções de *Hypericum* (Robson 1977, 2012) parecem em grande parte artificiais e necessitam de reavaliação. Dentre os problemas encontrados na classificação infragênérica, podemos destacar o não monofiletismo das duas maiores seções do gênero: *Brathys* (Mutis ex L.f.) Choisy and *Trigynobrathys* (Y.Kimura) N.Robson (Robson 1987, 1990). Essas duas seções acomodam todas as espécies sul-americanas de *Hypericum* e, juntamente com espécies Africanas, Asiáticas e Norte Americanas, formam um clado que reúne 30% das espécies do gênero e que tem sido informalmente denominado *Brathys* s.l. (Nürk & Blattner 2010; Nürk et al. 2013a,b, 2015) ou grupo *Brathys* (Meseguer et al. 2013). Mais recentemente, dados oriundos de métodos morfo-geográficos e de filogenias moleculares levaram a descrição de dois subgêneros em *Hypericum*: *Brathys* (Mutis ex L.f.) N.Robson, que inclui espécies principalmente do Novo Mundo e *Hypericum* que acomoda espécies principalmente do Velho Mundo (Robson 2016). Em suma, todas as espécies de *Hypericum* da América do Sul foram alocadas no subgênero *Brathys* (Robson 2016), e podem ser divididas em dois grupos, aquelas que se distribuem na porção andina da América do Sul e aquelas que ocorrem nos campos do sudeste sul-americano.

As mais de 500 espécies de *Hypericum* possuem diferentes formas de vida, variando de ervas anuais até árvores de grande porte (Robson 1981, 2016), e são adaptadas a ambientes bastante específicos, ocorrendo desde regiões tropicais alpinas como os Páramos Andinos, até várzeas temperadas e ambientes mediterrânicos rochosos e secos (Robson 1981, 2016). As espécies de *Hypericum* podem ser encontradas nos mais diversos ecossistemas do Globo, possuindo uma distribuição quase cosmopolita, mas reúnem em zonas temperadas e regiões tropicais de grandes altitudes sua maior riqueza (Nürk et al. 2013a; Robson 2003). O gênero apresenta seu centro primário de riqueza em regiões temperadas da Eurásia (Meseguer et al. 2013; Nürk et al. 2013a, 2015), o que contrasta com todos os outros grupos do clado Clusioide, que são quase que exclusivamente tropicais (Nürk et al. 2015; Ruhfel et al. 2011, 2016). Na América do Sul, as espécies de *Hypericum* ocorrem em áreas de vegetação campestre (Nürk et al. 2013b, Vogel Ely et al. 2019), e apresentam duas importantes áreas de endemismo: os Páramos



Andinos (centro de diversidade da seção *Brathys*) e os campos do sudeste da América do Sul (centro de diversidade da seção *Trigynobrathys*) (Robson 1987, 1990).

No contexto da biogeografia, análises realizadas por Nürk et al. (2015) indicaram o Hemisfério Norte, mais especificamente o oeste Paleártico, ou ainda uma distribuição mais ampla entre o oeste Paleártico e Neártico, como área de origem de *Hypericum*. Em contrapartida, Meseguer et al. (2013, 2015) indicaram o oeste Paleártico como primeira possível área ancestral de *Hypericum* e a África como segunda possível área ancestral do gênero, embora isso contraste com a presença do fóssil mais antigo no oeste da Sibéria, o qual é datado para o final do Eoceno (Arbuzova 2005, Meseguer & Sanmartín 2012). Apesar da falta de correspondência entre algumas inferências biogeográficas, há concordância de que a família Hypericaceae, assim como a maioria dos gêneros e famílias da ordem Malpighiales, possuem origem tropical, possivelmente na África (Meseguer et al. 2013, 2015; Nürk et al. 2015; Robson 1981; Ruhfel et al. 2011, 2016). Esses estudos foram realizados graças a presença de um número considerável de registros fósseis de diferentes táxons do clado Clusioide (Ruhfel et al. 2011, 2013), além de microfósseis do gênero *Hypericum* (Meseguer & Sanmartín 2012). Tais registros permitiram calibrar diferentes pontos das filogenias e inferir com uma maior precisão o tempo de divergência dessas linhagens. Desta forma, segundo inferências realizadas por Meseguer et al. (2013), a diversificação da família Hypericaceae ocorreu por volta de 53.8 Ma, a divergência entre as tribos Hypericeae e Vismieae foi estimada para o início do Eoceno (49.9 Ma), enquanto que a divergência entre os grupos de *Hypericum* do Novo e do Velho Mundo ocorreu entre o final do Eoceno e o início do Oligoceno (33.7–37 Ma).

Duas hipóteses foram sugeridas para explicar o processo de colonização de *Hypericum* na América do Sul. A primeira hipótese sugeriu que as espécies sul-americanas teriam chegado ao Neotrópico através de um único evento de dispersão (Meseguer et al. 2013, 2015). Por outro lado, a segunda hipótese sugeriu que duas linhagens dispersaram independentemente na América do Sul, uma no sudeste sul-americano, a qual teria diversificado por volta de 4.1 Ma, e a outra andina que teria diversificado por volta de 3.8 Ma, coincidindo com o soerguimento dos Andes (Nürk et al. 2013b, 2017). A baixa amostragem de táxons sul-americanos não andinos parece impedir a inferência de cenários biogeográficos concisos (Meseguer et al. 2015; Nürk et al. 2013b, Nürk et al. 2017), especialmente em relação à distribuição ancestral dos clados sul-americanos (Nürk et al. 2017).

Quanto aos propósitos medicinais de *Hypericum*, é sabido que o reconhecido uso da espécie *Hypericum perforatum* L. para fins medicinais fez com que várias espécies do gênero fossem amplamente contempladas em estudos farmacognósticos (Biavatti 2011). O interesse químico e farmacológico sobre o gênero, aliado ao grande número de espécies quimicamente desconhecidas fez com que diversas espécies de *Hypericum* sul-americanas fossem alvo de pesquisas neste âmbito. Desde então, muitas atividades farmacológicas já foram evidenciadas, dentre as quais podemos mencionar a atividade antidepressiva de *H. caprifoliatum* (Viana et al. 2005), atividade antimicrobiana de *H. myrianthum* Cham. & Schltl. (Dall’Agnol et al. 2005), atividade antiviral de *H. connatum* (Fritz 2006), propriedades antidepressivas, inseticidas e neuroativas de *H. polyanthemum* Klotzsch ex Reichardt (Viana 2007; Rates et al. 2010), entre outras. Além disso, um perfil fitoquímico entre espécies de *Hypericum* coletadas no sul do Brasil foi identificado (Von Poser et al. 2010), sugerindo que compostos fenólicos como ácido clorogênico poderiam ser usados como caráter taxonômico, uma vez que foram amplamente quantificados nas espécies do sudeste sul-americano.

Do ponto de vista da conservação, há várias espécies sul-americanas não andinas de *Hypericum* em vias de extinção, seja em decorrência da falta de conhecimento sobre essas espécies ou pela falta de estratégias de conservação para as espécies e seus ecossistemas (Keller & Crockett 2015; Vogel Ely & Boldrini 2015). Inclusive, os ecossistemas campestres em que as espécies sul-americanas de *Hypericum* ocorrem vem sofrendo com um conjunto de processos de degradação e raramente são consideradas em políticas de conservação (Andrade et al. 2015; Overbeck et al. 2007, 2015; Veldman et al. 2015).

O interesse farmacognóstico sobre espécies de *Hypericum* é uma das razões que ressaltam a importância de pesquisas visando sanar problemas no conhecimento e na delimitação dos táxons. Nesse sentido, trabalhos sistemáticos como o que apresentamos aqui garantem que pesquisas no âmbito da farmacognosia sejam desenvolvidas com segurança pois asseguram a identificação precisa do material utilizado evitando uma série de problemas, especialmente com relação à obtenção de patentes. O baixo número de espécies sul-americanas de *Hypericum* (ca. 9%) que tiveram seu status de conservação avaliados globalmente, aliado aos inúmeros processos de degradação dos ecossistemas campestres em que as espécies ocorrem, é outro ponto que justifica a necessidade urgente de pesquisas envolvendo aspectos taxonômicos e de conservação desse gênero. Em suma,

com o uso de abordagens taxonômicas e de biologia molecular, a presente tese visa preencher lacunas, colaborando para o conhecimento das espécies sul-americanas não andinas de *Hypericum* e de suas relações evolutivas com as demais espécies do gênero.

## Referências

- ANDRADE, B.O.; KOCH, C.; BOLDRINI, I.I.; VÉLEZ-MARTINS, E.; HASENACK, H.; HERMANN, J.M.; KOLLMANN, J.; PILLAR, V.D.; OVERBECK, G.E. 2015. Grassland degradation and restoration: a conceptual framework of stages and thresholds illustrated by southern Brazilian grasslands. *Brazilian Journal of Nature Conservation* 13: 95–104.
- ARBUZOVA, O. 2005. *Hypericum* L. In: Budantsev, L. (eds.), *Iskopaemye tsvetkovye rastenija Rossii i sopredel'nyh gosudarstv* [Fossil flowering plants of Russia and adjacent countries], Vol. 4 Nyctaginaceae-Salicaceae. Izdatelstvo Nauka Leningradskoe otd-nie, 1974-. Leningrad. (In Russian).
- BIAVATTI, M.W. 2011. *Hypericum caprifoliatum* – Hipérico. In. *Espécies nativas da flora brasileira de valor econômico atual ou potencial: Plantas para o Futuro – Região Sul / Lidio Coradin; Alexandre Siminski; Ademir Reis. – Brasília: MMA. 934 p.*
- DALL'AGNOL, R.; FERRAZ, A.; BERNARDI, A.P.; ALBRING, D.; NÖR, C.; VON POSER, G.; SCHAPOVAL, E.E.S. 2005. Bioassay-Guided Isolation of Antimicrobial Benzopyrans and Phloroglucinol Derivates from *Hypericum* Species. *Phytotherapy Research* 19: 291–292.
- FRITZ, D. 2006. Análise química e avaliação da atividade antiviral de *Hypericum connatum* Lam. Dissertação de Mestrado. Programa de Pós-Graduação em Ciências Farmacêuticas. UFRGS. Porto Alegre, RS
- KELLER, H.A.; CROCKETT, S.L. 2015. *Hypericum robsonii* spec. nova sect. *Trigynobrathys* (Hypericaceae) from the Misiones Province in Argentina. *Phyton* 55: 17–29.
- MESEGUER, A.S., SANMARTÍN, I. 2012. Paleobiology of the genus *Hypericum* (Hypericaceae): a survey of the fossil record and its palaeogeographic implications. *Anales del Jardín Botánico de Madrid* 69: 97–106.
- MESEGUER, A.S.; ALDASORO, J.J.; SANMARTÍN, I. 2013. Bayesian inference of phylogeny, morphology and range evolution reveals a complex evolutionary history in St. John's wort (*Hypericum*). *Molecular Phylogenetics and Evolution* 67: 379–403.
- MESEGUER, A.S.; LOBO, J.M.; REE, R.; BEERLING, D.J.; SANMARTIN, I. 2015. Integrating Fossils, Phylogenies, and Niche Models into Biogeography to Reveal Ancient Evolutionary History: The Case of *Hypericum* (Hypericaceae). *Systematic Biology* 64: 215–232.
- MESEGUER, A.S.; LOBO, J.M.; REE, R.; CORNUAULT, J.; BEERLING, D.; RUHFEL, B.R.; DAVIS, C.C.; JOUSSELIN, E.; SANMARTIN, I. 2018. Reconstructing deep-time palaeoclimate legacies in the clusioid Malpighiales unveils their role in the evolution and extinction of the boreotropical flora. *Global Ecology and Biogeography* 27: 616–628.

- NÜRK, N.M.; BLATTNER, F.R. 2010. Cladistic analysis of morphological characters in *Hypericum* (Hypericaceae). *Taxon* 59: 1495–1507.
- NÜRK, N.M.; MADRIÑAN, S.; CARINE, M.; CHASE, M.W.; BLATTNER, F. 2013a. Molecular phylogeny and character evolution in St. John's Wort (*Hypericum*). *Molecular Phylogenetics and Evolution* 66: 1–16.
- NÜRK, N.M.; SCHERIAU, C.; MADRIÑAN, S. 2013b. Explosive radiation in high Andean *Hypericum*—rates of diversification among New World lineages. *Frontiers in Genetic* 4: 175.
- NÜRK, N.M.; URIBE-CONVERS, S.; GEHRKE, B.; TANK, D.C.; BLATTNER F.R. 2015. Oligocene niche shift, Miocene diversification – cold tolerance and accelerated speciation rates in the St. John's Worts (*Hypericum*, Hypericaceae). *Evolutionary Biology* 15: 80.
- NÜRK, N.M.; MICHLING, F.; LINDER, H.P. 2017. Are the radiations of temperate lineages in tropical alpine ecosystems pre-adapted? *Global Ecology and Biogeography* 27: 334–345.
- OVERBECK, G.; MÜLLER, S.C.; FIDELIS, A.; PFADENHAUER, J.; PILLAR, V.; BLANCO, C.; BOLDRINI, I.; BOTH, R.; FORNECK; E. 2007. Brazil's neglected biome: The South Brazilian Campos. *Perspectives in Plant Ecology, Evolution and Systematics* 9: 101–116.
- OVERBECK, G.E.; VÉLEZ-MARTIN, E.; SCARANO, F.R.; LEWINSOHN, T.M.; FONSECA, C.R.; MEYER, S.T.; MÜLLER, S.C.; CEOTTO, P.; DADALT, L.; DURIGAN, G.; GANADE, G.; GOSSNER, M.M.; GUADAGNIN, D.L.; LORENZEN, K.; JACOBI, C.M.; WEISSER, W.W.; PILLAR, V.D. 2015. Conservation in Brazil needs to include non-forest ecosystems. *Diversity and Distributions* 21(12): 1455–1460.
- RATES, S.M.K.; VON POSER, G.L.; VIANA, A.F.; COSTENTIN, J.; DO REGO, J.C. 2010. Plant extract, useful to treat mood disorders, depression, and/or nervous system disorders, comprises compound belonging to the class of phloroglucinols and/or benzopyrans, where the plant extract is obtained from *Hypericum polyanthemum*. Patent Number: WO2010092162-A1.
- ROBSON, N.K.B. 1977. Studies in the genus *Hypericum* L. (Guttiferae) 1. Infrageneric classification. *Bull. Br. Mus. nat. Hist. Botany Series* 5: 293–355.
- ROBSON, N.K.B. 1981. Studies in genus *Hypericum* L. (Guttiferae) 2. Characters of Genus. *Bull. Br. Mus. nat. Hist. Botany Series* 8: 55–226.
- ROBSON, N.K.B. 1987. Studies in the genus *Hypericum* L. (Guttiferae) 7. Section 29. *Brathys* (part 1). *Bull. Br. Mus. nat. Hist. Botany Series* 16: 1–106.
- ROBSON, N.K.B. 1990. Studies in the genus *Hypericum* L. (Guttiferae) 8. Sections 29. *Brathys* (part 2) and 30. *Trigynobrathys*. *Bull. Br. Mus. nat. Hist. Botany Series* 20(1): 1–151 p.
- ROBSON, N.K.B. 2003. *Hypericum* botany. Pp. 1–22. In: Ernst, E. (ed). *Hypericum: the genus Hypericum*. Taylor and Francis, London.
- ROBSON, N.K.B. 2012. Studies in the genus *Hypericum* L. (Hypericaceae), 9. Addenda, corrigenda, keys, lists and general discussion. *Phytotaxa* 72: 1–111.
- ROBSON, N.K.B. 2016. And then came molecular phylogenetics—Reactions to a monographic study of *Hypericum* (Hypericaceae). *Phytotaxa* 255 (3): 181–198.
- RUHFEL, B.R.; BITTRICH, V.; BOVE, C.P.; GUSTAFSSON, M.H.G.; PHILBRICK, C.T.; RUTISHAUSER, R.; XI, Z.; DAVIS, C. 2011. Phylogeny of the clusioid clade (Malpighiales): evidence from plastid and mitochondrial genomes. *American Journal of Botany* 98: 1–20.

- RUHFEL, B.R.; STEVENS, P.F.; DAVIS, C.C. 2013. Combined Morphological and Molecular Phylogeny of the Clusioid Clade (Malpighiales) and the Placement of the Ancient Rosid Macrofossil *Paleoclusia*. *International Journal of Plant Science* 174(6): 910–936.
- RUHFEL, B.R.; BOVE, C.P.; PHILBRICK, C.T.; DAVIS, C.C. 2016. Dispersal largely explains the Gondwanan distribution of the ancient tropical clusioid plant clade. *American Journal of Botany* 103(6): 1117–1128.
- STEVENS, P.F. 2001 onwards. Angiosperm Phylogeny Website. Disponível em <http://www.mobot.org/MOBOT/research/APweb/> (acesso em 02-II-2019)
- STEVENS, P. F. 2007. Hypericaceae. In K. Kubitzki [ed.]. *The families and genera of vascular plants. Flowering plants. Eudicots: Berberidopsidales, [...]* Picramniaceae, Sabiaceae, 194 – 201. Springer-Verlag, Berlin, Germany.
- VELDMAN, J.W.; OVERBECK, G.E.; NEGREIROS, D.; MAHY, G.; STRADIC, S.L.; FERNANDES, G.W.; DURIGAN, G.; BUISSON, E.; PUTZ, F.E.; BOND, W.J. 2015. Tyranny of trees in grassy biomes. *Science* 347(6221): 484–485.
- VIANA, A.F.; DO REGO, J.C.; VON POSER, G.; FERRAZ, A.; HECKLER, A. P.; COSTENTIN, J.; RATES, S.M.K. 2005. The antidepressant-like effect of *Hypericum caprifoliatum* Cham. & Schlecht. (Guttiferae) on forced swimming test results from an inhibition of neuronal monoamine uptake. *Neuropharmacology* 49: 1042–1052.
- VIANA, A.F. 2007. Estudo de moléculas potencialmente antidepressivas e analgésicas de espécies de *Hypericum* nativas do Rio Grande do Sul. Tese de Doutorado. Universidade Federal do Rio Grande do Sul.
- VON POSER, G.L.; RECH, S.B.; NUNES, J. DE M.; PINTO, P.S.; BORDIGNON, S.A.L. 2010. Phenolic compounds in *Hypericum* species from the *Trigynobrathys* section. *Biochemical Systematics and Ecology* 38: 224–228.
- VOGEL ELY, C.; BOLDRINI, I.I. 2015 A New Threatened Species of *Hypericum* From the South Brazilian Pampa Biome. *Systematic Botany* 40(4): 989–994.
- VOGEL ELY, C.; SHIMIZU, G.H.; MARTINS, M.V.; MARINHO, L.C. Hypericaceae in Flora do Brasil 2020 em construção. Jardim Botânico do Rio de Janeiro. Disponível em <http://floradobrasil.jbrj.gov.br/reflora/floradobrasil/FB133> (acesso em 15-II-2019)

Capítulo I — Sistemática e conservação das espécies sul-americanas não andinas de *Hypericum*



PARTE I — INTEGRATIVE TAXONOMY IMPROVES DELIMITATION IN *HYPERICUM*  
SUBSPECIES

Cleusa Vogel Ely<sup>1\*</sup>, Bianca Ott Andrade<sup>1</sup>, João Ricardo Vieira Iganci<sup>1,2</sup> & Ilsi Iob  
Boldrini<sup>1</sup>

<sup>1</sup>Universidade Federal do Rio Grande do Sul, Programa de Pós-Graduação em Botânica,  
Av. Bento Gonçalves, 9500, Setor IV, Porto Alegre, Rio Grande do Sul, 91501-970,  
Brazil.

<sup>2</sup>Universidade Federal de Pelotas, Departamento de Botânica, Pelotas, Rio Grande do  
Sul, Brazil.

\*Corresponding author. E-mail: cleusavely@gmail.com

**Testing delimitation of *Hypericum* subspecies**

HIGHLIGHTS

- *Hypericum rigidum* subspecies overlap geographically, ecologically and morphologically.
- No adaptive match of *H. rigidum* phenotypes to the environment was found.
- Random processes may spur phenotypic variation in *H. rigidum*.
- Mayr' subspecies concept is not met by morphology and allopatry.

## ABSTRACT

Integrative approaches have been very useful to identify diagnostic morphological characters in species delimitation and to understand how abiotic factors influence the geographical distribution of taxa and whether these factors may be driving to specific changes in phenotypic variation patterns. Here we use a South American *Hypericum* species to discuss the importance of such collaborations for taxonomy. The current classification recognizes four sympatric subspecies within *Hypericum rigidum*; however, due to the presence of intermediary diagnostic characters, a significant number of specimens cannot be assigned to any of these subspecies. Therefore, since the described subspecies are difficult to differentiate, in this study, we applied ecological and morphometric approaches to evaluate whether the infraspecific classification may be sustained in terms of environmental and morphological variation. Applied statistical analyses make evident the high morphological variation within *H. rigidum* subspecies and the absence of diagnostic characters that sustain the current infraspecific classification. Multivariate analyses also indicate that the morphologic variation of *H. rigidum* subspecies does not represent adaptive matching of phenotypes to the environment and, therefore, cannot be explained by phenotypic plasticity nor by ecotypic variation. We also discuss the non-standardization of the subspecies concept in plants. In conclusion, *H. rigidum* subspecies overlap geographically, ecologically and morphologically and, therefore, we recommend that these phenotypes should not be regarded as subspecies, but as part of one single highly variable species.

## KEYWORDS

ecological niche; Hypericaceae; infraspecific delimitation; multivariate analyses; phenotypic variation; South America



## 1. INTRODUCTION


Taxonomy is built based on categories around which reaching a scientific consensus is an ongoing challenge. The subspecies' concept, for example, defines that populations distributed in non-overlapping geographic units must have diagnostically distinct phenotypes (Mayr, 1942; Patten and Remsen, 2017). Nevertheless, subspecies definition is seldom applied accordingly (Hamilton and Reichard, 1992; Patten, 2015). Such conceptual arbitrariness promotes taxonomic inflation, resulting in unrealistic measures of biodiversity (Isaac et al., 2004) and this may have consequences on biodiversity management and prioritization of regional conservation (Padial et al., 2006).

The taxonomic instability has troubled biologists for a long time. Recently, integrative taxonomy, using different lines of evidence, has helped to solve such problems, becoming a standard practice in taxa delimitation (Morales et al., 2014; Padial et al., 2006; Robbiati et al., 2017; Turchetto et al., 2014). Morphometric analyses, for example, has been very useful to identify diagnostic morphological characters in taxa delimitation (Pierre et al., 2014). However, when combined with ecological approaches they may help to understand how abiotic factors influence the geographical distribution of taxa and whether these factors may be driving to specific changes in phenotypic variation patterns (Robbiati et al., 2017). Such collaborations should be encouraged as they help taxonomy to go beyond naming species, they promote the understanding of the processes that lead to speciation (Schlick-Steiner et al., 2010).

*Hypericum* L. is the largest genus of Hypericaceae Juss., reaching over 500 species distributed in the most diverse ecosystems of the World (Robson, 2016, 2012, 1977). In South America, many species of *Hypericum* are habitat specialists, ranging from rocky to damp environments (Nürk et al., 2013; Vogel Ely et al., 2018). *Hypericum rigidum* A.St.-Hil., for example, is distributed in open areas of subtropical South America, occurring mainly between 900 and 1,700 m a.s.l., in high altitude wetlands of the Atlantic Forest region. Scrutinize such environmental conditions may help us to understand which factors are driving taxa distribution (Soberón, 2007), especially since species are expected to be nonrandomly distributed regarding ecogeographical variables (Hirzel et al., 2002). Methods that extract spatial environmental data (e.g. abiotic factors such as average temperature, precipitation, terrain and soil aspects) from occurrence records are relevant to measure ecological niche differences (Broennimann et al., 2012) and, consequently, defining ecological limits between taxa.

The species *H. rigidum* itself is identified by its leaves-like bracts, long primary pedicel and characteristic venation in both the field and on herbarium specimen (Fig. 1A–C). Its infraspecific classification, however, is problematic and of limited practical utility: diagnosis and identification key contain overlapping or extremely close morphological characters (Robson, 1990). With wide phenotypic variation, *H. rigidum* was initially described as three distinct species (Keller, 1923; Saint-Hilaire, 1828; Smith, 1958) and later, synonymized, but segregated into four subspecies within *H. rigidum* (Robson, 1990). Names like *H. rigidum* subsp. *rigidum* (‘rigidum’) and *H. rigidum* subsp. *sellowianum* (R.Keller) N.Robson (‘sellowianum’) were applied to phenotypes exhibiting morphological extremes (Fig. 1D and G), while *H. rigidum* subsp. *meridionale* (L.B.Sm.) N.Robson (‘meridionale’) and *H. rigidum* subsp. *bracteatum* N.Robson (‘bracteatum’) are phenotypes that lie between these extremes (Fig. 1E and F). The current taxonomy recognizes these four non-allopatric subspecies within *H. rigidum* and, according to Robson (1990), these subspecies are morphologically distinguishable from each other based on the morphological characters described in Table 1. However, as already noted by Slusarski et al. (2007), the overlap of the characters used by Robson (1990) as diagnostic was quite evident in his study and, in practice, results in a significant number of specimens that cannot be identified by the current infraspecific classification of *H. rigidum*.

In this study, we investigate the morphological and ecological delimitation between the four *H. rigidum* subspecies in order to solve taxonomic issues related to these subspecific names. Specifically, we test for (1) morphological separation of *H. rigidum* individuals using a comprehensive sample of geo-referenced specimens and field observations, and for (2) differences in their ecological niches. We (3) identify whether potentially obtained entities (distinct phenotypes or ecotypes) agree with the current subspecies concept (sensu Robson, 1990). Finally, we analyze our results in the light of Mayr’s concept of subspecies delimitation, that is, whether or not potentially identified entities belong to geographically and/or ecologically isolated populations.



**Fig. 1.** A–G. *Hypericum rigidum*. A. Leaves-like bracts. B. Leaf venation. C. Habit. D. *H. rigidum* subsp. *rigidum*. E. *Hypericum rigidum* subsp. *meridionale*. F. *Hypericum rigidum* subsp. *bracteatum*. G. *Hypericum rigidum* subsp. *sellowianum*. (Photos: A–C was taken by Sérgio A. L. Bordignon; D–G obtained in the Reflora Virtual Herbarium).

**Table 1.** Diagnostic characters in the separation of *Hypericum rigidum* subspecies, according to Robson's classification (1990).

<b>Subspecies</b>	<b>Leaf size*</b>	<b>Leaf shape*</b>	<b>Inflorescence*</b>	<b>Flower size*</b>	<b>Bracts and bracteoles</b>	<b>Pedicel length*</b>	<b>Capsule length*</b>
<b>'rigidum'</b>	20–60 × 4–13 mm	narrowly elliptic or narrowly oblong to linear-oblong, apex acute to acuminate, base parallel-sided	1–9-flowered	20–30 mm diam.	foliar	(9)12–32 mm long	8–9 mm long
<b>'meridionale'</b>	10–30 × 2–8 mm	± narrowly elliptic or oblong to linear-oblong, apex acute to acuminate, base parallel-sided to narrowly cuneate	1–7-flowered	14–24 mm diam.	foliar	8–10 mm long	5–7 mm long
<b>'bracteatum'</b>	15–20 × 4–6 mm	narrowly elliptic to narrowly oblong-elliptic, apex acute to subacute, base narrowly cuneate to truncate	5–12-flowered	15–18 mm diam.	reduced foliar	3–6 mm long	Capsule not seen
<b>'sellowianum'</b>	10–20 × 4–6 mm	broadly to narrowly elliptic or broadly to narrowly oblong or lanceolate, apex acute to rounded, base narrowly cuneate to shallowly cordate	1–22-flowered	13–20 mm in diam.	foliar or rarely ultimately reduced	6–16(20) mm long	4.5–8 mm long

\* Morphological variables selected for our analyzes.

## 2. MATERIAL AND METHODS

### 2.1. *Specimens studied*

From a total of 129 herbarium specimens of *H. rigidum*, we selected 74 specimens from 44 localities as a representative subset for uni- and multivariate statistical analyses (Appendix S1 in the Supplementary material). Specimens selection followed two primary criteria: the presence of characters considered diagnostic by the current infraspecific classification and precise information about collection locality (i.e. geographic coordinates or municipality). The coordinates of specimens were obtained during field expeditions and from exsiccate labels. Also, specimens collected in the same place, but at different times were included in the dataset. Herbarium material from ICN and high-resolution images from ALCB, FURB, HUEFS, K, MBM, NY, P, RB, US, and W were examined and measured through the Jabot and Re flora databases (JBRJ, 2017; Re flora, 2017; Thiers, 2017).

### 2.2. *Morphological data*

Measurements were made on the morphological characters formally used as diagnostics in the separation of the four subspecies of *H. rigidum* (Robson, 1990): leaf length, leaf width, number of flowers per inflorescence, flower diameter, primary pedicel length and capsule length (Table 1). However, after checking for multicollinearity using Pearson correlation among these six morphological variables initially selected, we detected a high collinearity between leaf length and leaf width ( $r \geq 0.8$ ). Thus, we created a new morphological variable: length  $\times$  width leaf ratio. Except for the box-plots and analysis of variance, all other analyses comprised only five morphological variables: (1) length  $\times$  width leaf ratio; (2) number of flowers per inflorescence, (3) flower diameter; (4) primary pedicel length; and (5) capsule length. Bracts and bracteoles were not included in the analyses because they can be foliaceous or reduced in the same specimen.

Aiming to cover the entire morphological variation of *H. rigidum*, we measured 26 specimens from ‘rigidum’ (type included), 12 from ‘meridionale’ (type excluded because it did not have precise location data), one from ‘bracteatum’ (subspecies known only by its type), 27 from ‘sellowianum’ (type excluded because it did not have precise location data), and eight indeterminate or ‘indet’ (specimens that could not be classified into any of the four subspecies because they presented intermediate diagnostic characters). Specimens identification was performed based on the taxonomic key,

illustrations, and descriptions found in Robson (1990). Fertile and sterile specimens were both analyzed to embrace the entire geographic range and the full spectrum of morphological variation of *H. rigidum* subspecies. In order to account for the inter- and intra-populational variation of *H. rigidum*'s morphology, we made five measurements contemplating average and extreme morphological values of each character per specimen, whenever possible. In our dataset each of the five measurements was considered as a different replicate, allowing us to get access to the variation within specimens as well.

Analyses were performed using two different matrix sizes ('morphological-1' dataset and 'morphological-2' dataset) to handle with NMDS analytical limitations owing to missing data. The 'morphological-1' dataset contains 368 measurements obtained from 74 specimens, while the 'morphological-2' dataset has a subset of 200 measurements obtained from 69 specimens. In both matrices we measured vegetative and reproductive morphological characters, covering the entire morphological variation and geographic distribution of *H. rigidum*. Due to absence of flowers or fruits in many specimens the datasets contained varying amounts of missing data (45% missing data in 'morphological-1' dataset, 26% in 'morphological-2' dataset), a common challenge to whom that conduct macroecological and evolutionary studies using life-history trait databases (Penone et al., 2014; Sauquet and Magallón, 2018).

### 2.3. Ecological data

To evaluate the subspecies' distributional response to environmental gradient and to test whether the ecological niche differs among subspecific taxa, we built a database of environmental variables based on the occurrence records of *H. rigidum* subspecies. For this, we selected seven climatic variables from WorldClim database (available at <http://www.worldclim.org/bioclim>) for being ecologically meaningful, since they represent extreme climatic conditions: BIO3 (Isothermality), BIO5 (Maximum temperature of warmest month), BIO6 (Minimum temperature of coldest month), BIO13 (Precipitation of wettest month), BIO14 (Precipitation of driest month), BIO15 (Precipitation Seasonality, Coefficient of Variation), and elevation above sea level. However, after detecting high collinearity ( $r \geq 0.8$ ) between BIO15 and two other environmental characteristics (BIO13 and BIO14), we excluded BIO15 from further analysis. Additionally, soil organic carbon stock (SOC, t ha<sup>-1</sup>) was obtained from a 1 km spatial resolution map for Brazil (Vasques et al., 2018; available at

<http://geoinfo.cnps.embrapa.br/documents/1060>), which has been proposed as a proxy for soil water characteristics (Saxton and Rawls, 2006).

#### 2.4. Analyses

All analyses were performed in the statistical computing environment R, version 3.4.0 (R Core Team, 2017), using packages *ade4*, *cluster*, *ggplot2*, *raster*, and *vegan*. The morphological variation of characters used in subspecific taxa delimitation sensu Robson (1990) was represented in the box-plots, and their significant differences tested using Fisher's least significant difference (LSD) at  $P < 0.05$  after a nonparametric analysis of variance (Kruskal-Wallis). We opted for a nonparametric analysis of variance because our data did not meet the assumptions of normality and homogeneity of variance.

In order to test the morphological separation of *H. rigidum* subspecies, we applied two multivariate analyses: hierarchical cluster analysis (HCA) using Ward's method and non-metric multidimensional scaling (NMDS). For both analyses, we used Gower distance as a dissimilarity measure (Gower, 1971). Considering that in HCA the specimens are clustered only due to their morphological differences (i.e. without assignment to taxa), this analysis is appropriate to test whether the individuals cluster according to the infraspecific classification of *H. rigidum* (Robson, 1990). To perform HCA, the Gower distance was used to create a dissimilarity matrix of the 'morphological-1' dataset. We used NMDS in order to reduce the multidimensionality of data and thereby facilitates interpretation (James and Mcculloch, 1990). Also, NMDS is considered a robust technique for ecological approaches (Minchin, 1987), and can handle incomplete datasets. For the analysis, we used 'morphological-2' dataset, which contains at least three measurements per morphological variable per specimen.

Mantel test, based on Pearson's product-moment correlation, was performed to seek the statistically significant relationship between morphological and environmental distance matrices (Legendre and Legendre, 2012). For this analysis, two matrices of equivalent size were used, one containing the 'environmental' dataset and other containing the 'morphological-2' dataset. Mantel test was conducted using 999 random permutations. Additionally, aiming to figure out how similar are the abiotic resource requirements and restrictions among the subspecies we carried out a principal component analysis (PCA). The PCA is an ordination technique that aims to reduce the complexity of the study focus, in our case the environmental variance where each subspecies is found,

transforming many correlated variables into two uncorrelated principal components. Because of its capacity to maximize the environmental variance of the species environment, it is considered a robust method for estimating niche overlap (Broennimann et al., 2012). For PCA dataset we considered only a single register of each subspecies per site in order to avoid collinearity problems. PCA was based on log-transformed abiotic variables.

### 3. RESULTS

#### 3.1. Geographical distribution and environmental data

The distribution of *H. rigidum* covers approximately 450,000 km<sup>2</sup> of the Atlantic Forest grasslands, in the south-southeast Brazil, ranging within nine degree latitude and ten degree longitude (Fig. 2A), with an altitudinal interval ranging from 229 to about 1,700 m a.s.l. The annual cumulative precipitation ranges from 1,050 mm in the driest area in the extreme east up to 2,050 mm in the extreme west of *H. rigidum* distribution (INMET, 1992), with monthly precipitation ranging from 157 mm to 323 mm in the wettest month and from 16 mm to 137 mm in the driest month. The average annual temperature varies from 14 °C in the extreme south to 24 °C in the extreme north of *H. rigidum* distribution (INMET, 1992), with maximum temperature ranging from 23 °C to 32 °C in the hottest month, and the minimum temperature from 4 °C to 12 °C in the coldest month. The soil organic carbon (SOC) content varies from 36.7 to 108.5 t ha<sup>-1</sup>.

#### 3.2. Morphometrical analyses

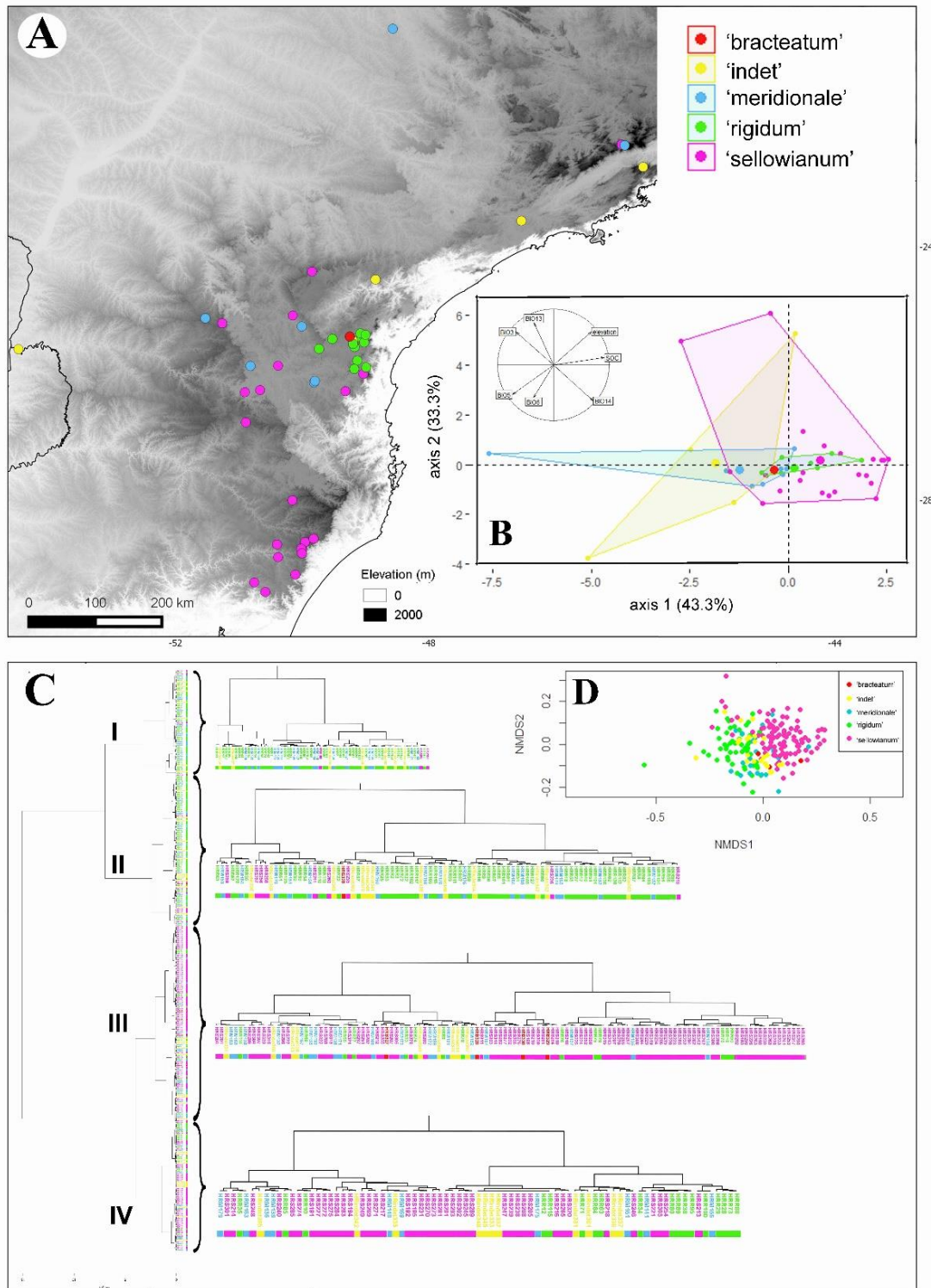
In the box-plots, we can see that LSD revealed statistical differences at  $P < 0.05$  in leaf length and length  $\times$  width leaf ratio for ‘rigidum’, ‘meridionale’, and ‘sellowianum’, primary pedicel length for ‘bracteatum’, as well as flower diameter and capsule length of ‘rigidum’ (Fig. 3; see Appendix S2 in the Supplementary material). For instance, when analyzed for the length  $\times$  width leaf ratio parameter, ‘rigidum’, ‘meridionale’, and ‘sellowianum’ showed statistical differences among each other (represented by the letters a, b, and c respectively), whereas ‘meridionale’ and ‘sellowianum’ did not differ statistically from ‘bracteatum’ (which was represented by the letters bc) for the same parameter (Fig. 3). Nevertheless, all measured characters showed overlap among the suggested subspecies at some point: ‘number of flowers per inflorescence’, for example, show overlap among ‘rigidum’ (b), ‘meridionale’ (b), and ‘bracteatum’ (ab), which also



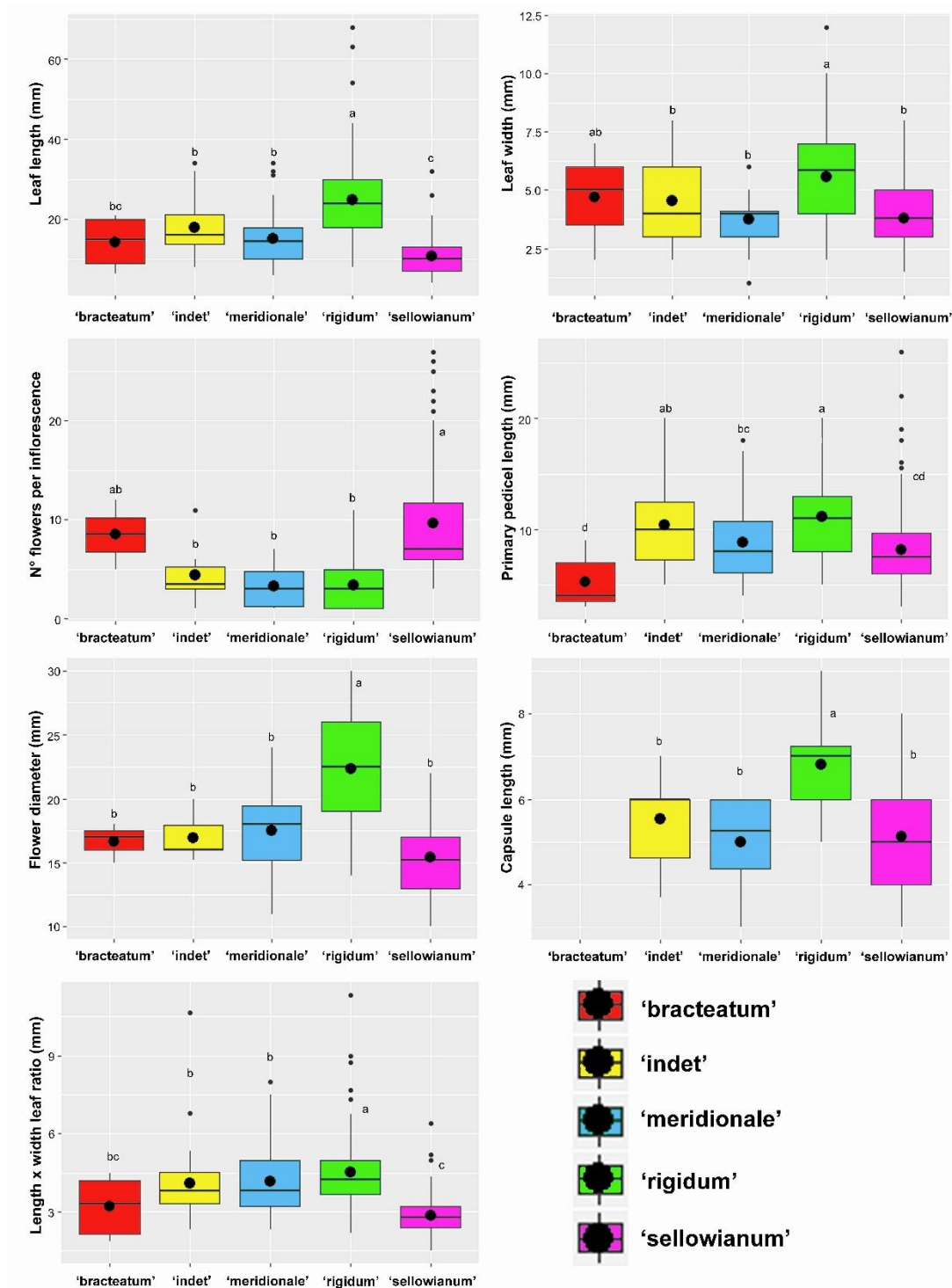
shows overlap with 'sellowianum' (a). That is, no evidence is provided in our data to morphologically differentiate the four subspecific taxa. Similarly, in the cluster analysis of the morphological data, the specimens do not group according to the infraspecific classification of *H. rigidum*. Four main clusters are revealed by HCA (Fig. 2C), and specimens assigned to one of the four subspecies very often group in more than one cluster, highlighting the absence of correspondence between morphological clustering and intraspecific classification. Moreover, duplicate specimens of the same collection often do not group together in the HCA dendrogram. For example, *Hatschbach 34,336* comprises four mounted specimens deposited in HUEFS, MBM, RB and W. These duplicate specimens were found in the four groups of our dendrogram. Similarly, *Lozano & Engels 2,228*, which has three duplicates found in ICN, MBM, and RB, were gathered in the third (III) and fourth (IV) groups. NMDS corroborates the HCA analysis showing that all phenotypes are mixed into a single group (Fig. 2D).

### 3.3. Ecological analyses

The Mantel test that examined the relationship between morphological distance and environmental distance was not significant ( $r_{\text{Mantel}} = -0.056$ ,  $P = 0.971$ ). That is, subspecies distribution is not correlated to the environmental gradients. The first two PCA axis represented 76% of the total variation in the environmental dataset. The first axis describes differences in a local scale in the environment, by differences in the soil organic matter accumulation, while the second axis makes evident differences in a landscape scale like temperature and pluviosity, especially the minimum temperature of coldest month and the precipitation of wettest month. One single group of points, representing subspecies occurrence in the environment, can be visualized. Furthermore, the subspecies group centroids are close to each other in the PCA center, reflecting an overlapping ecological distribution of the *H. rigidum* subspecies (Fig. 2B).



**Fig. 2.** A–D. Geographic, ecological and morphological evidence supporting synonymization of *Hypericum rigidum* subspecies. A. Geographic distribution of the four subspecies following Robson's classification (1990). B. Principal component analysis (PCA) of six environmental variables and the projection of these variables on the first and second axis of PCA ordination. C. Cluster dendrogram of *H. rigidum* subspecies based on five morphological characters. D. Ordination resulting from nonmetric multidimensional scaling (NMDS). Colors represent subspecies: green, *H. rigidum* subsp. *rigidum* ['rigidum']; blue, *H. rigidum* subsp. *meridionale* ['meridionale']; red, *H. rigidum* subsp. *bracteatum* ['bracteatum']; pink, *H. rigidum* subsp. *sellowianum* ['sellowianum']; yellow, indeterminate specimens of *H. rigidum* ['indet']. Note that *H. rigidum* subspecies overlap geographically (2A), ecologically (2B), and morphologically (2C–D).



**Fig. 3.** Box-plots representing the variation of discriminant characters in *Hypericum rigidum* subspecies. It is based in the analysis of variance tested using Fisher's least significant difference (LSD) at  $P < 0.05$ . The box represents 75% of the entire variation of the character measured, while the horizontal bars represent the other 25% of variation; the circle within the box and the bar in the middle of the box represent the mean and the median, respectively. Points represent outliers. Different letters show significant differences between the means. *Hypericum rigidum* subsp. *rigidum* ['rigidum'], *Hypericum rigidum* subsp. *meridionale* ['meridionale'], *Hypericum rigidum* subsp. *bracteatum* ['bracteatum'], *Hypericum rigidum* subsp. *sellowianum* ['sellowianum'], indeterminate specimens ['indet']. Note that all measured characters showed overlap among the suggested subspecies.

#### 4. DISCUSSION

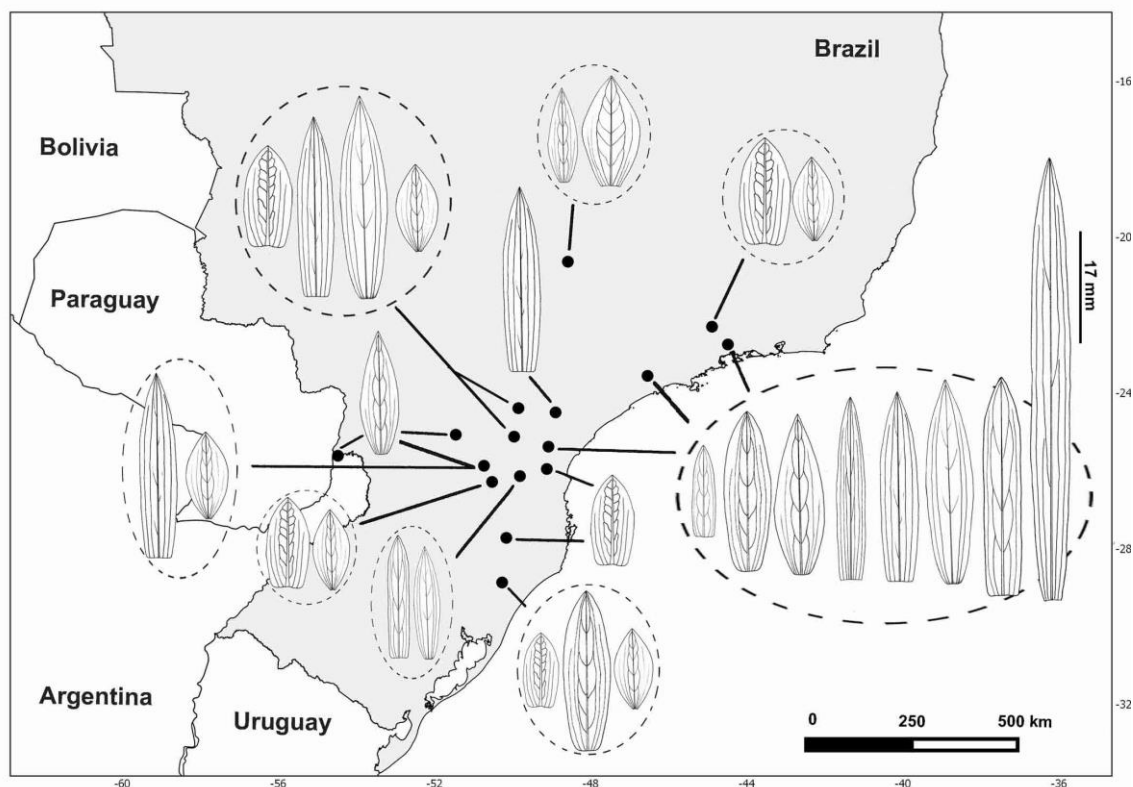
Morphometrics can be defined as the mathematical description of biological forms (James and Mcculloch, 1990). When integrated with ecological analyses, they are considered powerful tools in accessing the morphological variation and environmental information needed for species delimitation (Henderson, 2006; Pierre et al., 2014; Robbiati et al., 2017). However, what is usually omitted is that these tools are also quite useful in detecting false diagnostic characters, thereby supporting taxa synonymization. Through analysis of variance, the differences among groups are tested according to the means of all the variables (James and Mcculloch, 1990). For this reason, although our results show the existence of statistical differences among some characters and subspecies, they all overlap at least in their morphological extremes (Fig. 3). Furthermore, the non-observance of a correlation pattern between plant morphologic and environmental matrices in the Mantel test may be explained by the patterns found in the PCA analysis (Fig. 2B), which reveals similar environmental patterns within *H. rigidum* distribution. In short, the distribution of all subspecies overlap geographically and ecologically, that is, phenotypes are sympatric (Fig. 2A–B). For instance, the types of ‘rigidum’ and ‘bracteatum’ are duplicates since they were collected by *Saint-Hilaire 1,631* at the same time and place (Fig. 1D and F). However, even for the subspecies found in sympatry, Robson (1990) argues that it is unlikely that the morphological differences between these two specimens would correspond to a simple intra-population variation. Likewise, *Hatschbach 13,796* (deposited in MBM) has two specimens on the same exsiccate that would clearly correspond to the ‘meridionale’ and ‘sellowianum’ phenotypes. Overall, taxon delimitation requires the identification of diagnostic characters, which are present in all individuals of the circumscribed entity and absent in non-member individuals (Remagnino et al., 2017). Absence of such diagnostic characters between the subspecies of *H. rigidum* sensu Robson (1990), does not support formal recognition of these intraspecific taxa, and hence, we reject the recognition of subspecies in *H. rigidum*.

Many studies using morphometric methods have proved to be useful in solving species complexes (Atria et al., 2017; Bünger et al., 2016; Robbiati et al., 2017) or assisting in the recognition or synonymization of infraspecific taxa (Pometti et al., 2007; Turchetto et al., 2014). Segregation or synonymization of taxa based on morphometric approaches are robust tools in taxonomy but may be meaningless if not applied properly.

A representative sampling also considering outliers to fully cover the phenotypic variation provides crucial data for delimiting taxonomic entities. Thus, after extensive field observations and measurement of morphological characters from herbarium specimens, it is evident that *H. rigidum* populations exhibited high levels of phenotypic variation, especially in leaf size and shape (Figs. 3 and 4). Being the organs most exposed to aboveground conditions, leaves are the most variable of plant organs (Hudson and Jeffree, 2001), and this variation can be a result of phenotypic plasticity or ecotypic variation (Briggs and Walters, 1997). The first would be the change in the expressed phenotype of a genotype as a function of the environment (Gianoli and Valladares, 2012; Scheiner, 1993) and the second suggests that the phenotypic differences among populations would result from genetic variants of a particular species that is adapted to specific environmental conditions (Briggs and Walters, 1997; Geng et al., 2007). The phenotypic variation of plants is frequently correlated with environmental variables in strong environmental gradients (Richards et al., 2005). Consequently, since the environments in which *H. rigidum* subspecies were found are very similar (Fig. 2B), without major differences in environmental conditions, our findings showed that the observed morphologic variation does not represent adaptive matching of phenotypes to the environment. Thus, the phenotypic variation found within *H. rigidum* does not seem related to phenotypic plasticity nor to ecotypic variation. According to Scheiner (1993), random processes (i.e. genetically identical individuals reared in identical environments may exhibit different phenotypes) may also spur phenotypic variation.

Randomness is still poorly understood, despite the numerous unexplained observations of phenotypic variation in isogenic or clonal populations (McAdams and Arkin, 1997). According to these authors, phenotypic variation under these circumstances may be a consequence of the stochastic mechanisms in gene expression. Epigenetic variation, for example, may arise stochastically, being able to control gene expression and affect plant phenotypes and fitness in many ways (Balao et al., 2018; Richards et al., 2017; Seymour and Becker, 2017). Perhaps the synergistic effect of these unknown factors may be playing a significant role in the phenotypic variation found in *H. rigidum*, but further studies in this regard are necessary. Typically, the growth of plants is also affected by soil flooding, showing changes in leaves, roots and stem morphology in response to ecophysiological processes (Lambers et al., 2008). Hence, as our ordination indicates that all subspecies share similar environmental conditions (Fig. 2B), the high

intraspecific variation of this species may also be the result of hypoxia or other stressful factors found in the marshy environments in which it occurs. However, future investigations involving ecophysiological aspects, as well as polyploidy, genetics, and epigenetics, may provide a better understanding of which mechanisms may be promoting or contributing to such morphological variation.



**Fig. 4.** Geographic distribution of leaf morphology of *Hypericum rigidum*. The range of leaf shapes and size in each collection point. Note that the leaf morphology does not show a geographic structuring, that is, leaves attributed to different subspecies may be found in sympatry.

Conceptual standardization is another important consideration in establishing limits between taxa. Misconceptions may increase communication difficulties, resulting in significant implications for conservation and leading to misleading conclusions within macroecology (Agapow et al., 2004; Isaac et al., 2004). Inconsistency regarding the application of the subspecific concept reported by Hamilton and Reichard (1992) was also confirmed here. Absence of geographic/ecologic distinctness among phenotypes of *H. rigidum* indicates that the application of the concept was inappropriate. Moreover, without robust morphological characters for the separation of the phenotypes, we discard the possibility of segregating these phenotypes into any other infraspecific category.

In summary, no analysis supported the recognition of the four subspecies accepted by the current infraspecific classification (Robson, 1990). Although *H. rigidum* presents

a wide morphological variation, the overlapping of diagnostic characters and the high frequency of intermediate specimens to the four phenotypes found in nature, make it clear that these phenotypes should not be considered as distinct taxa. That is, *H. rigidum* subspecies overlap geographically, ecologically and morphologically and, therefore, we recommend that these phenotypes should not be regarded as distinct subspecies, but as one single highly variable species. We also emphasize the importance of integrative taxonomic studies to increase understanding, clarity, and simplicity of taxa classification.

#### ACKNOWLEDGEMENTS

We acknowledge Nicolai M. Nürk for the careful review and constructive suggestions on this manuscript, as well as Pedro M.A. Ferreira, Cristiano Buzatto and Gustavo Heiden for their helpful comments on a previous version of it. Our thank also goes to Sérgio A.L. Bordignon who kindly provided the photos in Fig. 1A–C and to the curators of all the herbaria that digitized their collections in the “Reflora Virtual Herbarium” and “Jabot”, these data were critical for the preparation of this paper. CVE acknowledges Conselho Nacional de Desenvolvimento Científico e Tecnológico (CNPq) for awarding her Ph.D. scholarship (grant 141635/2015-0), IIB for her Research Productivity Fellowship, and JRVI thanks Neotropical Grassland Conservancy for financial support.

#### APPENDIX A. SUPPLEMENTARY DATA

Supplementary material related to this article can be found, in the online version, at doi: <https://doi.org/10.1016/j.ppees.2018.08.005>

#### REFERENCES

- Agapow, P.M., Bininda-Emonds, O.R.P., Crandall, K.A., Gittleman, J.C., Mace, G.M., Marshall, J.C., Purvis, A., 2004. The impact of species concept on biodiversity studies. *Q. Rev. Biol.* 79, 161–179.
- Atria, M., van Mil, H., Baker, W.J., Dransfield, J., van Welzen, P., 2017. Morphometric analysis of the rattan *Calamus javensis* complex (Arecaceae: calamoideae). *Syst. Bot.* 42, 494–506. <https://doi.org/10.1600/036364417X696168>.

- Balao, F., Paun, O., Alonso, C., 2018. Uncovering the contribution of epigenetics to plant phenotypic variation in Mediterranean ecosystems. *Plant Biol.* 20, 38–49. <https://doi.org/10.1111/plb.12594>.
- Briggs, D., Walters, S.M., 1997. *Plant Variation and Evolution*, 3rd ed. Cambridge University Press, United Kingdom.
- Broennimann, O., Fitzpatrick, M.C., Pearman, P.B., Petitpierre, B., Pellissier, L., Yoccoz, N.G., Thuiller, W., Fortin, M.J., Randin, C., Zimmermann, N.E., Graham, C.H., Guisan, A., 2012. Measuring ecological niche overlap from occurrence and spatial environmental data. *Glob. Ecol. Biogeogr.* 21, 481–497. <https://doi.org/10.1111/j.1466-8238.2011.00698.x>.
- Bünger, M., de, O., Einsele, P., Figueiredo, M.L.N., Stehmann, J.R., 2016. Resolving species delimitations in the *Eugenia involucrata* Group (*Eugenia* sect. *Phyllocalyx* - Myrtaceae) with morphometric analysis. *Syst. Bot.* 40, 995–1002. <https://doi.org/10.1600/036364415X690030>.
- Geng, Y.P., Pan, X.Y., Xu, C.Y., Zhang, W.J., Li, B., Chen, J.K., Lu, B.R., Song, Z.P., 2007. Phenotypic plasticity rather than locally adapted ecotypes allows the invasive alligator weed to colonize a wide range of habitats. *Biol. Invasions* 9, 245–256. <https://doi.org/10.1007/s10530-006-9029-1>.
- Gianoli, E., Valladares, F., 2012. Studying phenotypic plasticity: the advantages of abroad approach. *Biol. J. Linn. Soc. Lond.* 105, 1–7. <https://doi.org/10.1111/j.1095-8312.2011.01793.x>.
- Gower, J.C., 1971. A general coefficient of similarity and some of its properties. *Biometric* 27, 857–871.
- Hamilton, C.W., Reichard, S.H., 1992. Current practice in the use of subspecies, variety, and Forma in the classification of wild plants. *Taxon* 41, 485–498.
- Henderson, A., 2006. Traditional morphometrics in plant systematics and its role in palm systematics. *Bot. J. Linn. Soc.* 151, 103–111. <https://doi.org/10.1111/j.1095-8339.2006.00526.x>.
- Hirzel, A.H., Hausser, J., Chessel, D., Perrin, N., 2002. Ecological-niche factor analysis: how to compute habitat-suitability maps without absence data? *Ecology* 83, 2027–2036. [https://doi.org/10.1890/0012-9658\(2002\)083\[2027:ENFAHT\]2.0.CO;2](https://doi.org/10.1890/0012-9658(2002)083[2027:ENFAHT]2.0.CO;2).
- Hudson, A., Jeffree, C., 2001. Leaf and internode. *Encycl. Life Sci.* 1–6. <https://doi.org/10.1038/npg.els.0002056>.



- INMET, 1992. Normais Climatológicas 1961 a 1990 [WWW Document]. URL <http://www.inmet.gov.br/portal/index.php?r=clima/normaisClimatologicas>, 1992, (Accessed 11.22.17).
- Isaac, N.J.B., Mallet, J., Mace, G.M., 2004. Taxonomic inflation: its influence on macroecology and conservation. *Trends Ecol. Evol. (Amst.)* 19, 464–469. <https://doi.org/10.1016/j.tree.2004.06.004>.
- James, F.C., Mcculloch, C.E., 1990. Multivariate analysis in ecology and systematics: panacea or Pandora’s Box? *Annu. Rev. Ecol. Syst.* 21, 129–166.
- JBRJ, 2017. Jabot - Banco De Dados Da Flora Brasileira [WWW Document]. Inst. Pesqui. Jard., Botânico do Rio Janeiro URL <http://jabot.jbrj.gov.br/> (Accessed 7.16.17).
- Keller, R., 1923. Über neue arten der Gattung *Hypericum*, in: botanische Jahrbücher für systematik. Pflanzengeschichte Und Pflanzengeographie. 195–196.
- Lambers, H., Chapin, F.S., Pons, T.L., 2008. Plant physiological ecology. *J. Chem. Inf. Model.* <https://doi.org/10.1007/978-0-387-78341-3>.
- Legendre, P., Legendre, L., 2012. *Numerical Ecology*, 3rd ed. Elsevier, Oxford.
- Mayr, E., 1942. *Systematics and the Origin of Species, From the Viewpoint of a Zoologist*. Columbia University Press, New York.
- McAdams, H.H., Arkin, A., 1997. Stochastic mechanisms in gene expression. *Proc. Natl. Acad. Sci. U. S. A.* 94, 814–819. <https://doi.org/10.1073/pnas.94.3.814>.
- Minchin, P.R., 1987. An evaluation of the relative robustness of techniques for ecological ordination. *Vegetatio* 69, 89–107. <https://doi.org/10.1007/bf00038690>.
- Morales, M., Arenas, L., Remis, M.I., Wulff, A.F., Poggio, L., Fortunato, R.H., 2014. Morphometric and cytogenetic studies in *Mimosa diversipila* (Mimosoideae, Leguminosae) and their taxonomic and evolutionary inferences. *Syst. Bot.* 39, 875–883. <https://doi.org/10.1600/036364414X682166>.
- Nürk, N.M., Madriñán, S., Carine, M.A., Chase, M.W., Blattner, F.R., 2013. Molecular Phylogenetics and Morphological Evolution of St. John’s Wort (*Hypericum*; Hypericaceae). *Mol. Phylogenet. Evol.* 66, 1–16. <https://doi.org/10.1016/j.ympev.2012.08.022>.
- Padial, J.M., Riva, I.D., La, 2006. Taxonomic inflation and the stability of species lists: the perils of ostrich’s behavior. *Syst. Biol.* 55, 859–867. <https://doi.org/10.1080/1063515060081588>.

- Patten, M.A., 2015. Subspecies and the philosophy of science. *Auk* 132, 481–485. <https://doi.org/10.1642/AUK-15-1.1>.
- Patten, M.A., Remsen, J.V., 2017. Complementary roles of phenotype and genotype in subspecies delimitation. *J. Hered.* 108, 462–464. <https://doi.org/10.1093/jhered/esx013>.
- Penone, C., Davidson, A.D., Shoemaker, K.T., Di Marco, M., Rondinini, C., Brooks, T.M., Young, B.E., Graham, C.H., Costa, G.C., 2014. Imputation of missing data in lifehistory trait datasets: which approach performs the best? *Methods Ecol. Evol.* 5, 961–970. <https://doi.org/10.1111/2041-210X.12232>.
- Pierre, A.H., Le Moguédec, G., Lowry, P.P., Munzinger, J., 2014. Multivariate morphometric analysis and species delimitation in the endemic New Caledonian genus *Storthocalyx* (Sapindaceae). *Bot. J. Linn. Soc.* 176, 127–146. <https://doi.org/10.1111/boj.12199>.
- Pometti, C.L., Cialdella, A.M., Vilardi, J.C., Saidman, B.O., 2007. Morphometric analysis of varieties of *Acacia caven*: (Leguminosae, Mimosoideae): Taxonomic inferences in the context of other Argentinean species. *Plant Syst. Evol.* 264, 239–249. <https://doi.org/10.1007/s00606-006-0508-8>.
- R Core Team, 2017. R: A language and environment for statistical computing. [WWW Document]. URL <https://www.r-project.org/> (Accessed 11.16.17). .
- Reflora, 2017. Reflora - Virtual Herbarium. [WWW Document]. URL <http://reflora.jbrj.gov.br/reflora/herbarioVirtual/> (Accessed 7.16.17).
- Remagnino, P., Mayo, S., Wilkin, P., Cope, J., Kirkup, D., 2017. Computational Botany: Methods for Automated Species Identification. Springer Nature, Berlin. <https://doi.org/10.1007/978-3-662-53745-9>.
- Richards, C.L., Pennings, S.C., Donovan, L.A., 2005. Habitat range and phenotypic variation in salt marsh plants. *Plant Ecol.* 176, 263–273.
- Richards, C.L., Alonso, C., Becker, C., Bossdorf, O., Bucher, E., Colomé-Tatché, M., Durka, W., Engelhardt, J., Gaspar, B., Gogol-Döring, A., Grosse, I., van Gurp, T.P., Heer, K., Kronholm, I., Lampei, C., Latzel, V., Mirouze, M., Opgenoorth, L., Paun, O., Prohaska, S.J., Rensing, S.A., Stadler, P.F., Trucchi, E., Ullrich, K., Verhoeven, K.J.F., 2017. Ecological plant epigenetics: evidence from model and non-model species, and the way forward. *Ecol. Lett.* 20, 1576–1590. <https://doi.org/10.1111/ele.12858>.

- Robbiati, F.O., Amarilla, L.D., Anton, A.M., Fortunato, R.H., 2017. Phenotypic variation in arid and semi-arid zones of southern South America: the case of *Senna* series *Aphyllae* (Fabaceae, Caesalpinioideae). *Bot. J. Linn. Soc.* 183, 454–473. <https://doi.org/10.1093/botlinnean/bow012>.
- Robson, N.K.B., 1977. Studies in the genus *Hypericum* L. (Guttiferae) 1. Infrageneric classification. *Bull. Br. Museum (Natural Hist. Bot. Ser.* 5, 293–355.
- Robson, N.K.B., 1990. Studies in the genus *Hypericum* L. (Guttiferae) 8. Sections 29. *Brathys* (part 2) and 30. *Trigynobrathys*\*. *Bull. Br. Museum (Nat. Hist. Bot. Ser.)* 20, 1–151.
- Robson, N.K.B., 2012. Studies in the genus *Hypericum* L. (Hypericaceae) 9. Addenda, corrigenda, keys, lists and general discussion. *Phytotaxa* 72, 1–111.
- Robson, N.K.B., 2016. And then came molecular phylogenetics—reactions to a monographic study of *Hypericum* (Hypericaceae). *Phytotaxa* 255, 181–198. <https://doi.org/10.11646/phytotaxa.255.3.1>.
- Saint-Hilaire, A., 1828. In: Apud, A. (Ed.), *Flora Brasiliae Meridionalis*, 4th ed. Belin, Bibliopolam, Via Dicta Des Mathurins, Paris. <https://doi.org/10.5962/bhl.title.45474>.
- Sauquet, H., Magallón, S., 2018. Key questions and challenges in angiosperm macroevolution. *New Phytol.* 1–18. <https://doi.org/10.1111/nph.15104>.
- Saxton, K.E., Rawls, W.J., 2006. Soil water characteristic estimates by texture and organic matter for hydrologic solutions. *Soil Sci. Soc. Am. J.* 70, 1569–1578. <https://doi.org/10.2136/sssaj2005.0117>.
- Scheiner, S.M., 1993. Genetics and evolution of phenotypic plasticity. *Annu. Rev. Ecol. Syst.* 24, 35–68.
- Schlick-Steiner, B.C., Steiner, F.M., Seifert, B., Stauffer, C., Christian, E., Crozier, R.H., 2010. Integrative Taxonomy: A Multisource Approach to Exploring Biodiversity. *Annu. Rev. Entomol.* 55, 421–438. <https://doi.org/10.1146/annurev-ento-112408-085432>.
- Seymour, D.K., Becker, C., 2017. The causes and consequences of DNA methylome variation in plants. *Curr. Opin. Plant Biol.* 36, 56–63. <https://doi.org/10.1016/j.pbi.2017.01.005>.

- Slusarski, S.R., Cervi, A.C., Guimarães, A., 2007. Estudo taxonômico das espécies nativas de *Hypericum* L. (Hypericaceae) no Estado do Paraná. Brasil. Acta Bot. Brasilica 21, 163–184.
- Smith, L.B., 1958. Notes on South American phanerogams - II. J. Washington Acad. Sci. 310–314.
- Soberón, J., 2007. Grinnellian and Eltonian niches and geographic distributions of species. Ecol. Lett. 10, 1115–1123. <https://doi.org/10.1111/j.1461-0248.2007.01107.x>.
- Thiers, B., 2017. Continuously Updated]. Index Herbariorum: a Global Directory of Public Herbaria and Associated Staff. [WWW Document]. URL. New York Botanical Garden's Virtual Herbarium (Accessed 11.16.17). <http://sweetgum.nybg.org/ih/>.
- Turchetto, C., Segatto, A.L.A., Telles, M.P.C., Diniz-Filho, J.A.F., Freitas, L.B., 2014. Intraspecific classification reflects genetic differentiation in the widespread *Petunia axillaris* complex: a comparison among morphological, ecological, and genetic patterns of geographic variation. Perspect. Plant Ecol. Evol. Syst. 16, 75–82. <https://doi.org/10.1016/j.ppees.2014.01.002>.
- Vasques, G., de, M., Dart, R., de, O., Baca, J.F.M., Ceddia, M.B., Mendonça Santos, M., de, L., 2018. Mapa De Estoque De Carbono Orgânico Do Solo (COS) a 0-30 Cm Do Brasil. Embrapa Solos-Outras publicações técnicas (INFOTECA-E). <http://geoinfo.cnps.embrapa.br/documents/1060>.
- Vogel Ely, C., Shimizu, G.H., Martins, M.V., Marinho, L.C., 2018. Hypericaceae. Flora do Brasil 2020 in Construction. <http://floradobrasil.jbrj.gov.br/reflora/floradobrasil/FB7994>, 2018, (Accessed 2.07.18).

## Appendix. Supplementary data

S1. Sampling sites and specimens used in this study. Vouchers with several herbarium acronyms had each corresponding specimen measured.

Taxa	Voucher	Sampling sites	Geographical coordinates
'rigidum'	1. Cordeiro & Oliveira 430 (MBM)	PR, Piraquara	S25°30'28"/W49°01'33"
	2. Hatschbach 638 (MBM, W)	PR, Tijucas do Sul	S25°34'54"/W49°10'29"
	3. Hatschbach 5561 (MBM)	PR, Tijucas do Sul	S25°54'08"/W48°59'38"
	4. Hatschbach 10935 (MBM, US)	PR, Quatro Barras	S25°22'00"/W49°04'59"
	5. Hatschbach 22992 (MBM)	PR, Piraquara	S25°26'25"/W49°03'44"
	6. Hatschbach 34336 (HUEFS, MBM, RB, W)	PR, Tijucas do Sul	S25°47'43"/W49°07'56"
	7. Hatschbach 42774 (MBM, US)	PR, São José dos Pinhais	S25°31'54"/W49°11'59"
	8. Hatschbach 48170 (MBM)	PR, Curitiba	S25°25'00"/W49°15'00"
	9. Kummrow 1214 (MBM, US)	PR, Tijucas do Sul	S25°55'36"/W49°10'50"
	10. Kummrow 2206 (HUEFS, MBM)	PR, Campo Largo	S25°27'15"/W49°31'35"
	11. Kuniyoshi 5515 (MBM)	PR, Quatro Barras	S25°23'17"/W49°00'10"
	12. Ribas & Silva 3 (ICN)	PR, Tijucas do Sul	S25°55'36"/W49°10'50"
	13. Ribas & Silva 83 (MBM)	PR, Tijucas do Sul	S25°55'36"/W49°10'50"
	14. Ribas <i>et al.</i> 4517 (ALCB, ICN, RB)	PR, Lapa	S25°36'36"/W49°44'11"
	15. Saint-Hilaire 1631, pro parte (P)*	PR, Curitiba	S25°25'00"/W49°15'00"
'meridionale'	1. Mattos & Laubouriau s.n. (P04685569, RB63284)	SP, Barretos	S20°33'16"/W48°34'22"

	2.	Hatschbach 1213 (MBM, US)	PR, Piraquara	S25°26'25"/W49°03'44"
	3.	Hatschbach 12027 (MBM)	PR, Quatro Barras	S25°22'00"/W49°04'59"
	4.	Hatschbach 15370 (MBM, US)	PR, Mallet	S25°52'52"/W50°49'13"
	5.	Hatschbach 26298 (MBM)	PR, Piraquara	S25°26'25"/W49°03'44"
	6.	Hatschbach 46021 (MBM)	PR, Turvo	S25°07'36"/W51°31'50"
	7.	Silva Filho <i>et al.</i> 2009 (ICN)	PR, Ponta Grossa	S25°15'20"/W50°00'33"
	8.	Smith & Klein 10665 (US)	SC, Mafra	S26°08'29"/W49°48'55"
	9.	Smith & Klein 12077 (US)	SC, Mafra	S26°07'05"/W49°48'08"
	<b>'sellowianum'</b>	1.	Barbosa & Araujo 144 (NY, P)	MG, Passa Quatro
2.		Boldrini <i>et al.</i> s.n. (ICN177612)	RS, São José dos Ausentes	S28°36'33"/W49°49'22"
3.		Bordignon 1651 (ICN)	RS, São José dos Ausentes	S28°50'22"/W50°00'27"
4.		Bordignon <i>et al.</i> 3063 (ICN)	RS, Jaquirana	S28°54'00"/W50°22'59"
5.		Bordignon & Cancelli s.n. (ICN177613)	RS, São José dos Ausentes	S28°46'55"/W50°00'04"
6.		Brotto <i>et al.</i> 944 (RB)	PR, Piraí do Sul	S24°23'22"/W49°50'57"
7.		Felitto <i>et al.</i> 501 (ICN)	PR, Ponta Grossa	S25°04'59"/W50°09'00"
8.		Hatschbach 13796 (MBM, US)	PR, São Mateus do Sul	S25°52'38"/W50°22'59"
9.		Korte 5934 (FURB)	SC, São Bento do Sul	S26°16'48"/W49°19'12"
10.		Lozano & Engels 2228 (ICN, MBM, RB)	PR, Guarapuava	S25°12'20"/W51°15'54"
11.		Paz 116 (ICN)	RS, São Francisco de Paula	S29°27'00"/W50°34'59"
12.		Rambo 35246 (US)	RS, Bom Jesus	S28°42'00"/W50°24'00"

	13.	Silva Filho <i>et al.</i> 1965 (ICN)	SC, Campo Alegre	S26°00'23"/W49°02'15"
	14.	Sonja s.n. (ICN43319)	RS, Cambará do Sul	S29°10'35"/W50°06'34"
	15.	Smith & Reitz 8581 (US)	SC, Canoinhas	S26°15'43"/W50°40'02"
	16.	Smith & Klein 10719 (K, US)	SC, Porto União	S26°17'40"/W50°54'27"
	17.	Smith & Klein 11002 (US)	SC, Caçador	S26°46'17"/W50°53'32"
	18.	Vidal s.n. (P04685726)	MG, Passa Quatro	S22°23'44"/W44°54'45"
	19.	Vogel Ely & Ferreira 112 (ICN)	RS, São José dos Ausentes	S28°39'47"/W49°57'30"
	20.	Vogel Ely 384 (ICN)	SC, Painel	S28°00'13"/W50°09'27"
	21.	Vogel Ely 424 (ICN)	RS, São José dos Ausentes	S28°46'03"/W50°01'02"
	22.	Vogel Ely 435 (ICN)	RS, São Francisco de Paula	S29°18'02"/W50°45'37"
<b>'bracteatum'</b>	1.	Saint-Hilaire 1631, pro parte (P)*	PR, Curitiba	S25°25'00"/W49°15'00"
<b>'indet'</b>	1.	Brade 12237 (P)	SP, São Paulo	S23°35'17"/W46°32'36"
	2.	Brade 20529 (P)	SP, São José do Barreiro	S22°44'14"/W44°37'15"
	3.	Brade 20755 (P)	SP, São José do Barreiro	S22°44'14"/W44°37'15"
	4.	Brade 21071 (P)	SP, São José do Barreiro	S22°44'14"/W44°37'15"
	5.	Cordeiro 18 (RB)	PR, Curitiba	S25°28'59"/W49°11'46"
	6.	Cruz <i>et al.</i> 248 (RB)	PR, Fóz do Iguaçu	S25°36'56"/W54°28'51"
	7.	Mgf & App 10359 (P)	SP, São José do Barreiro	S22°44'14"/W44°37'15"
	8.	Puiggari s.n. (P04685728)	SP, Apiaí	S24°30'54"/W48°50'44"

\* Type specimens; Acronyms of the Brazilian states: MG, Minas Gerais; SP, São Paulo; PR, Paraná; SC, Santa Catarina; RS, Rio Grande do Sul

S2. Table Analysis of variance tested using Fisher's least significant difference (LSD) at  $p < 0.05$  for morphological variables of *Hypericum rigidum* subspecies.

<b>Parameters</b>	<b>length</b>	<b>width</b>	<b>length × width leaf ratio</b>	<b>number of flowers</b>	<b>flower diameter</b>	<b>primary pedicel length</b>	<b>capsule length</b>
Mean	17.25	4.5	3.79	6.40	18.27	9.37	5.42
CV	42.11	33.28	30.77	74.22	19.48	37.12	20.00
Mean Square	52.80	2.25	1.36	22.57	12.66	12.11	1.17



PARTE II — PHYLOGENETIC POSITION, TAXONOMIC SYNOPSIS, AND CONSERVATION OF  
*HYPERICUM* FROM SOUTHEASTERN SOUTH AMERICA

Cleusa Vogel Ely<sup>1\*</sup>, Sérgio Augusto de Loreto Bordignon<sup>2</sup>, João Ricardo Vieira Iganci<sup>1,3</sup> and  
Ilsi Iob Boldrini<sup>1</sup>

<sup>1</sup>Programa de Pós-Graduação em Botânica, Universidade Federal do Rio Grande do Sul, Av. Bento Gonçalves, 9500, Porto Alegre, Rio Grande do Sul, 91501-970, Brazil.

<sup>2</sup>Programa de Pós-Graduação em Avaliação de Impactos Ambientais, Universidade La Salle, Canoas, Rio Grande do Sul, Brazil.

<sup>3</sup>Departamento de Botânica, Universidade Federal de Pelotas, Pelotas, Rio Grande do Sul, Brazil.

\* Author for correspondence (cleusavely@gmail.com), ORCID 0000-0001-9094-9524

Running title: South American *Hypericum*

## ABSTRACT

*Hypericum* is an almost cosmopolitan genus that has two diversity centers in South America. With more than 500 species, *Hypericum* is divided into 36 sections based mostly in morphogeographical methods. However, recent phylogenetic analyses have shown that *Hypericum*'s infrageneric classification appears, in parts, artificial and needs re-evaluation. The subsampling of South American taxa, especially non-Andean, leads to uncertainty in some phylogenetic relationships. Therefore, our aim is to (1) test the monophyly of the South American groups of *Hypericum*, (2) evaluate the phylogenetic relationships amongst *Hypericum* species from southeastern South America region, (3) improve the taxonomic knowledge of these non-Andean species of *Hypericum*, and (4) assess the conservation status of each southeastern South America species of *Hypericum*. To infer the evolutionary relationships between the South American *Hypericum* species, we used Bayesian and Maximum Likelihood analyzes from two nuclear (ITS and At1G13040) and two plastidial (*petD* and *trnL*) DNA regions. In this step, we considered a robust sampling strategy for the non-Andean South American species, which were previously poorly sampled in phylogenetic reconstructions. We also invested our efforts in good taxonomic and field knowledge to provide information that subsidizes conservation actions for species and their grassland ecosystems. We conclude that the two known lineages of South America form monophyletic groups, and a third South American lineage of *Hypericum* was identified for the first time. Our results also showed nine new records for the Argentinean, Brazilian and Uruguayan territories and eleven *Hypericum* species globally assessed as threatened.

## KEYWORDS

Conservation, Hypericaceae, IUCN, molecular phylogeny, SESA grasslands, taxonomy.

## INTRODUCTION

*Hypericum* L. (St. John's wort) is the most diverse genus of Hypericaceae Juss. (Clusioids, Malpighiales). The genus has recently risen to more than 500 species (Robson 2016), distributed across most World's temperate regions and in alpine tropical areas of the Southern Hemisphere (Meseguer et al. 2013; Nürk et al. 2013b, a). In South America, *Hypericum* occurs in open grassland vegetations (Nürk et al. 2013b; Vogel Ely et al. 2019), and despite the richness and high level of endemism, these grassland ecosystems are neglected environments when compared to the forests concerning the priority for research and conservation purposes (Overbeck et al. 2007, 2015; Iganci et al. 2011; Andrade et al. 2018).

Recent phylogenetic analyzes (Nürk and Blattner 2010; Ruhfel et al. 2011; Meseguer et al. 2013; Nürk et al. 2013a) led to the expansion of *Hypericum* circumscription (*Lianthus* N.Robson, *Santomasia* N.Robson, *Thornea* Breedlove & E.M.McClint., and *Triadenum* Raf. were incorporated into *Hypericum*) and the description of two subgenera: *Brathys* (Mutis ex L.f.) N.Robson mainly from the New World and *Hypericum* mainly from the Old World (Robson 2016). Furthermore, considering such phylogenetic evidence, the infrageneric classification describing 36 sections within *Hypericum* (Robson 1977, 2012) appears, in parts, artificial and needs re-evaluation. For example, about 100 (20%) *Hypericum* species native to South America are accommodated within the two largest sections of the genus: *Brathys* (Mutis ex L.f.) Choisy and *Trigynobrathys* (Y.Kimura) N.Robson (Robson 1987, 1990). The first section has its diversity center in the Andean Páramo, while the second has in the southeastern South America (SESA) grasslands (Robson 1987, 1990); however, neither of these sections is monophyletic (Nürk and Blattner 2010; Meseguer et al. 2013; Nürk et al. 2013b, a, 2018). *Hypericum* is a large genus, and despite the sampling effort made in previous studies, some groups remain under-represented. The subsampling of South American taxa, especially non-Andean, may be one of the reasons for the obscurity in sections' circumscription. Therefore, although recent molecular studies have provided a better understanding of the phylogenetic relationships between *Hypericum* species, further phylogenetic analyses are still needed to clarify the relationships amongst the South American *Hypericum*.

In the SESA grasslands occur 25 species of *Hypericum*, of which at least seven are distributed within an area lesser than 4,000 km<sup>2</sup>. Some of these species are only known by one or two collection points (e.g., *H. bordignonii* Vog.Ely and Boldrini, *H. legrandii* L.B.Sm., *H. microlicioides* L.B.Sm., *H. pleiostylum* C.Rodr.Jim., and *H. robsonii* H.A.Keller & S.Crockett). Thus, although a variety of anthropogenic activities threaten these microendemic species, the Global Red List does not include species of *Hypericum* from SESA grasslands (IUCN 2019). Without identifying threats and providing a first extinction risk assessment for these species, it becomes difficult setting priorities for conservation action.

Here, we conducted a phylogenetic study of the South American species of *Hypericum* aiming to (1) test the monophyly of the South American groups of *Hypericum* (Nürk et al. 2013b, 2018) when a broader non-Andean species sampling is provided, (2) evaluate the phylogenetic relationships amongst *Hypericum* species from SESA region, (3) improve the taxonomic knowledge of these non-Andean species of *Hypericum*, and (4) assess the conservation status of each *Hypericum* species from SESA grasslands. To achieve these goals, we consider an almost complete non-Andean species sampling. We also invested our efforts in good taxonomic and field knowledge to provide information that subsidizes conservation actions for species and their grassland ecosystems.

## MATERIALS AND METHODS

### *Taxon sampling*

A total of 122 species of *Hypericum* (439 accessions) were sampled, of which 23 species (140 accessions) are from SESA grasslands, representing 92% of the non-Andean South American species diversity of this genus. Our approach involved the sampling of multiple accessions from distinct geographic areas for as many species as possible. Only two species from SESA grasslands, *H. legrandii* and *H. pleiostylum*, which are only known from the type specimens, were not included in the phylogenetic analyses. Species from Andean South America (49 spp.), Central and North America (46 spp.), Asia (4 spp.), Africa (3 spp.), and Europe (2 spp.) were also included in our analysis (sequences available in Genbank and EMBL databases). Species from the early-diverging lineage of *Hypericum*, *H. elodes* L. and *H. calcicola* (Standl. & Steyerl.) Breedlove, besides *H. perforatum* L. from the late-diverging lineage, were used for rooting, as well as in Nürk et al. (2018). A list of the vouchers used in the molecular study is presented in Appendix 1.

### *DNA Extraction, Amplification, and Sequencing*

Total DNA was extracted from leaves of plants freshly collected in the field and dried in silica gel, using a method modified from Doyle and Doyle (1990). Based on previous studies (Nürk et al. 2013b, a, 2015, 2018), we have selected four molecular markers, two nuclear (At1G13040 and ITS) and two from the chloroplast genome (*petD* and *trnL*). The primer combinations used in this study and detailed PCR conditions of ITS, At1G13040, *petD*, and *trnL* are given in Nürk et al. (2013b, a, 2015, 2018). PCR products were purified and sequenced by Macrogen Co. Ltd. (South Korea). Forward and reverse sequences were assembled with CodonCode Aligner v.8.0.2 and the consensus sequences were edited after a detailed examination of chromatograms and correction of the ambiguous bases.

### *Alignment and Phylogenetic Analyses*

For the alignments, we used MAFFT v.7 (Katoh and Standley 2013) and performed manual adjustment with MEGA7 (Kumar et al. 2016). Indels (insertions-deletions) shared by two or more taxa and unambiguously aligned were coded with SeqState v.1.4.2 (Müller 2006), following to Modified Complex Indel Coding approach (Simmons et al. 2007). Conversely, ambiguous gaps were treated as missing data (non-informative).

Phylogenetic trees were constructed under maximum likelihood (ML) analyses, conducted on the CIPRES Science Gateway (Miller et al. 2010) with RAxML-HPC2 on XSEDE (Stamatakis 2014), using the GTRCAT model. The stability of the tree topology and branch support were assessed with 100 independent ML searches, and 1,000 bootstrap replicates. DNA sequence data were also analyzed using Bayesian Inference (BI) implemented in MrBayes v.3.2.6 (Ronquist et al. 2012). Since datasets were partitioned for each gene, intron or spacer region, for each partition the appropriate substitution model was selected based on the Akaike Information Criterion (AIC) in MrModeltest v.2.3 (Nylander 2004) – (see Table 1 in Results). For BI optimization, two independent Markov Chain Monte Carlo (with one cold and three heated Markov chains), performed simultaneously and starting with a random tree, were run for 10 million generations, sampling trees every 100 generations. After discarding the first 25% trees from each run as burn-in, the remaining trees from the two independent runs were summarized into a 50% majority-rule consensus tree with Bayesian posterior probabilities (PP)

generated for the resulting tree. Initially, phylogenetic analyses were conducted on each DNA region separately (single-region analyses) and, subsequently, combining nuclear and plastid markers separately. Incongruences amongst tree topologies generated by different datasets were explored through visual comparison and support values. Since tree topologies generated by different analyses and markers were mostly congruent (supplied in Online Resources 1–7), we concatenated the four loci. Phylogenetic trees resulting from BI (majority-rule tree) and ML (best-scoring tree) analyses were reported on the BI majority-rule topology to summarize the results of both analyses at once. A given node was kept in the final representation of the BI tree only if the PP was  $\geq 0.95$  and the ML bootstrap values reached at least 50% or when there was no topological conflict between ML and BI trees.

### *Taxonomy and species conservation*

Between April 2012 and December 2018, we made field trips to know the species in their natural habitat, and to scrutinize the ecology and the main threats visibly incident on the populations of different species (c. 200 days spent on fieldwork). All vouchers were included in the ICN herbarium. We performed a comprehensive literature survey and examination of *Hypericum* specimens deposited in the main Brazilian (ALCB, BAH, BHCB, CEN, CEPEC, CESJ, ECT, EFC, ESA, FCAB, FLOR, FURB, HAS, HB, HBEI, HBR, HDCF, HPBR, HPL, HRCB, HUCP, HUCS, HUEFS, HUFSJ, HUI, HURG, IAC, ICN, INPA, MBM, MPUC, PACA, PEL, R, RB, SAMES, SMDB, UB, UEC, UNILASALLE, and UPGB), Argentinean (BA, BAB, CTES, LP, MERL, and SI) and Uruguayan (MVM, MVFA, and MVJB) herbaria. We also reviewed materials through online databases of the herbaria or Brazilian Reflora database: B, BM, BR, C, E, FI, G, GH, GOET, HAL, HBG, HCF, HUENG, JOI, K, L, LINN, LUSC, M, MICH, MO, MPU, MU, NY, P, PH, S, SPF, U, UNIP, UNOP, UPS, US, W, WAG, WIS, and WU (acronyms after Thiers 2019). All these data were used to prepare morphological descriptions, to build an identification key, and to provide commentaries about ecological specificities and conservations aspects for all *Hypericum* species from SESA grasslands. A map showing the *Hypericum* species richness in SESA region was also provided. Three species outside the southeast South America clade, but that occur naturally in SESA region, were included in the richness map: *H. gentianoides* (L.) Britton, Sterns & Poggenb., *H. mutilum* L., and *H. piriiai* Arechav. (indicated by the black arrows in Figure 1). The map was prepared in DIVA-GIS v.7.5 based on the World Geodetic System (WGS-84) datum and using 2-degree latitude longitude cells (c. 220 × 220 km grid cells size). The figures were edited in Adobe Photoshop© CS5.

Due to the imminent extinction risk of many species (Vogel Ely and Boldrini 2015; Vogel Ely et al. 2017), the low number of *Hypericum* species assessed globally (IUCN 2019), and the alarming increase in loss of ecosystems, especially grasslands, many species require urgent conservation plans. Therefore, based on strong taxonomic and field knowledge, we provide the first extinction risk assessment for 22 non-Andean species of *Hypericum*. Such data are essential in adopting appropriate conservation strategies, especially for species of elevated conservation concern. The conservation status of the species was defined using Red List Criteria (IUCN 2012, 2017) and GeoCAT webtool (Bachman et al. 2011).

## RESULTS

### *Phylogenetic Analyses*

In this study, seventeen non-Andean *Hypericum* species were sequenced for the first time for

ITS, At1G13040, *petD* and *trnL*. Other six species (seven accessions) from SESA grasslands, and that had already sequences available (Nürk et al. 2013b, 2018), were included in our analyses along with our new sequences of these species. In total, 439 sequences were analyzed, of which 140 were new sequences generated in this study and 299 were sequences previously published in Nürk et al. (2018). ITS was the most variable loci, with more than 50% of its sites variable, and 38% considered potentially informative sites (Table 1). At1G13040, *petD*, and *trnL* have 29.2%, 19.5%, and 18.5% of its sites variable, and 14.8%, 10.6%, and 9.4% considered potentially informative sites, respectively (Table 1). When we combined nuclear + chloroplast DNA datasets, the variable characters reached 29.3%, and the potentially parsimony informative characters reached 18% (Table 1). Additional information, such as accession numbers, lengths of aligned sequences, coded gaps, dataset partitions with its models of evolution, is provided in Table 1.

ML and BI phylogenies were topologically congruent. The tree topology of the combined nuclear + chloroplast DNA dataset was better resolved, and internal nodes had higher branch support than in the separate analyses (Online Resources 1–7). On the other hand, At1G13040 and *trnL* individual trees topologies and the concatenated chloroplast dataset (*petD* + *trnL*) showed little internal resolution (Online Resources 3, 5, and 7). Nevertheless, we generally do not found incongruences amongst trees (individual and concatenate) in our study. Therefore, support values obtained from the two analyses of the nuclear + chloroplast concatenated datasets (ITS + At1G13040 + *petD* + *trnL*) were merged on the BI majority-rule tree topology presented in Fig. 1. Unless otherwise indicated, we focus our discussion from here forward on the results of this combined BI topology.

The large clade, informally named *Brathys* s.l., includes a strongly supported clade called southeast South America (BS = 92%, PP = 1.00) that contains only non-Andean species of *Hypericum*, and is sister to America-Asia-Africa clade (BS = 100%, PP = 1.00). Despite the broader non-Andean species sampling, within the southeast South America clade, the phylogenetic relationships are poorly resolved (Fig. 1, Online Resources 1–7). The position of *H. dichotomum* Lam., *H. drummondii* (Grev. & Hook.) Torr. & A.Gray, *H. gentianoides*, and *H. terrae-firmae* Sprague & L.Riley remain unresolved; that is, they are sometimes allocated inside Andean radiation clade (BS = \*, PP = 0.98) and other times as sister to this clade (Online Resources 1–7). Unsurprisingly, our most interesting result was the position of *H. piriiai*, not embedded in the southeast South America clade, nor in the Andean radiation clade (Fig. 1, species indicated by the bottom black arrow). With almost full support in ML and BI analyses of all markers, of individual and concatenated datasets, *H. piriiai* was embedded in the informal group *Brathys* s.l., as sister to the remaining species of *Brathys* s.l. (Fig. 1, Online Resources 1–7).

### *Taxonomy and species conservation*

Taxonomic outcomes of all *Hypericum* species distributed in SESA grasslands are as follows: (1) a key to identify these *Hypericum* species; (2) updated descriptions, diagnosis, ecological and distribution data, and photographs; (3) a species richness map on SESA region, (4) nine new records for the Argentinean, Brazilian and Uruguayan territories, and (5) eleven *Hypericum* species classified as threatened globally (Online Resource 9). All species inside the southeast South America clade and three species outside this clade, but naturally distributed on SESA grasslands (*H. gentianoides*, *H. mutilum*, and *H. piriiai*), were included in the taxonomic treatment and on the species richness map (Table 2).

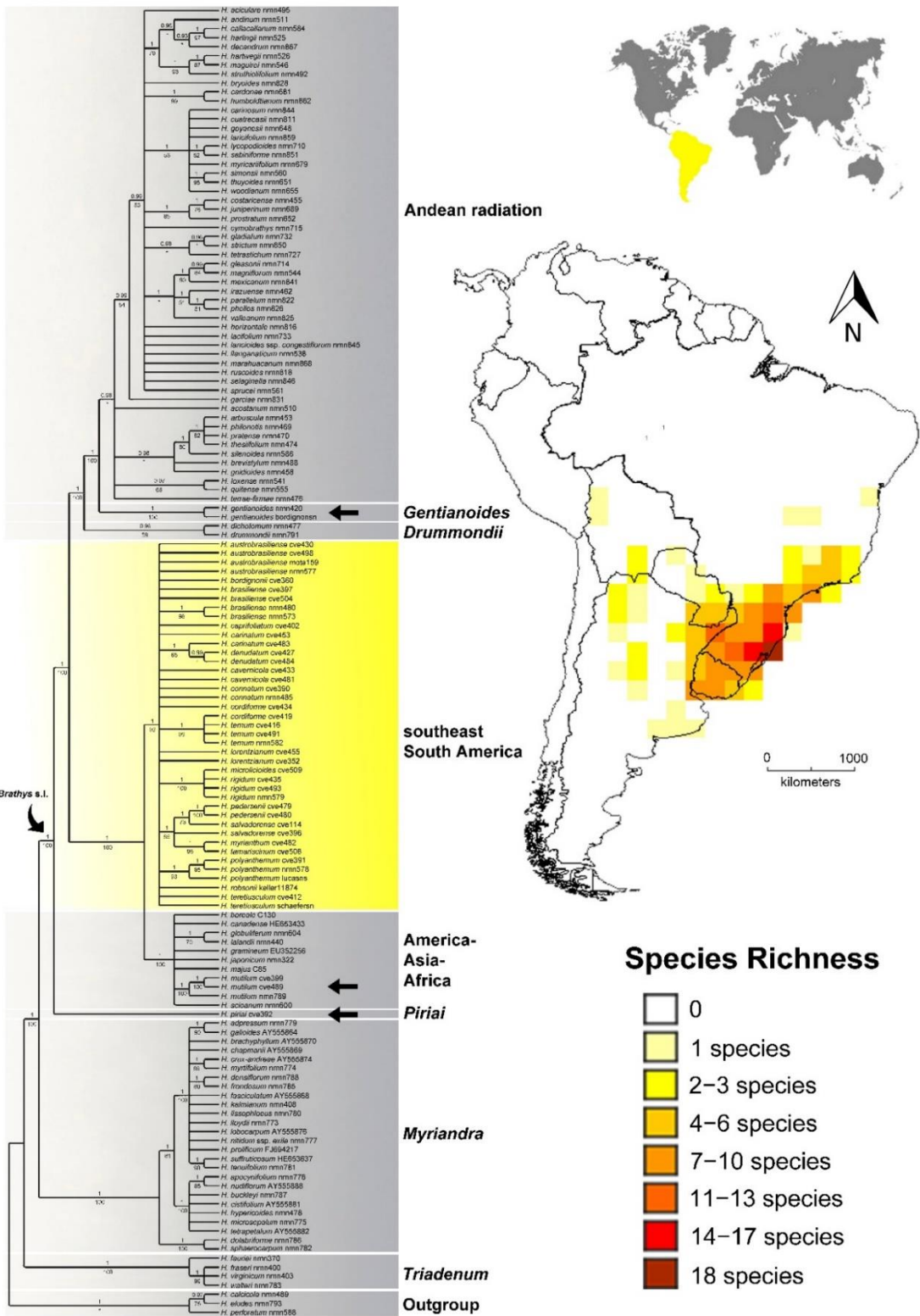
**Table 1** Information on the *Hypericum* datasets analyzed in this study.

	ITS			At1G13040	<i>petD</i>			<i>trnL</i> intron	nr + cp combined
<b>Sequence data</b>	138			76	100			125	439
<b>Aligned length (bp)</b>	747			729	1245			457	3178
<b>Indel characters</b>	4			0	20			4	28
<b>Variable characters (%)</b>	393 (52.6%)			213 (29.2%)	243 (19.5%)			85 (18.5%)	934 (29.3%)
<b>Parsimony informative characters (%)</b>	290 (38.8%)			108 (14.8%)	133 (10.6%)			43 (9.4%)	574 (18%)
<b>Dataset partitions</b>	ITS-1	5.8S	ITS-2	At1G13040	spacer <i>petB-petD</i>	<i>petD</i> intron	<i>petD</i> exons	<i>trnL</i> intron	8 partitions
<b>Model of Evolution</b>	SYM+I+G	K80+G	SYM+I+G	HKY+I+G	GTR+I	GTR+G	GTR+I	GTR+I	5 different models

**Table 2** Distinctiveness of *Hypericum* phylogenetically segregated but with overlapping distribution in SESA grasslands.

	<b>All species from southeast South America clade</b>	<b><i>Hypericum gentianoides</i> (L.) Britton et al.</b>	<b><i>Hypericum mutilum</i> L.</b>	<b><i>Hypericum piriiai</i> Arechav.</b>
<b>Distribution</b>	only in SESA grasslands	beyond South America	beyond South America	only in SESA grasslands
<b>Stem</b>	without pale glands (*)	with pale glands	with pale glands	with pale glands (*)
<b>Petals</b>	roll up in a cartridge form (corolla movement)	does not roll up in a cartridge form	does not roll up in a cartridge form	does not roll up in a cartridge form
<b>Styles</b>	(2-) 3-5 (-8)	3-4	3-4	3
<b>Stamens</b>	numerous, arranged in a continuous ring	few, isolated	few, isolated	numerous, arranged in three fascicles
<b>Stigmas</b>	subcapitate	broadly capitate	broadly capitate	subcapitate
<b>Seeds</b>	yellow to brown	yellow to brown	yellow	black

\* Exceptions exist



**Fig. 1** Phylogenetic position of the non-Andean species of *Hypericum* inferred from nuclear + chloroplast concatenated datasets (ITS + At1G13040 + *petD* + *trnL*). Numbers above the branches are posterior probabilities (PP  $\geq 0.95$ ) values, and those below the branches are maximum likelihood (ML  $\geq 50\%$ ) values. Black arrows indicate species outside southeast South America clade, but included in the species richness map (*H. gentianoides*, *H. mutillum*, and *H. piriai*). The informal group node (*Brathys* s.l.) is indicated on the left side of the tree.



## DISCUSSION

*Phylogenetic relationships*

Previous molecular phylogenies focused on broader questions such as the monophyly of the genus *Hypericum* and its sections, reconstructing biogeographic scenarios, and therefore included just a couple of species from SESA grasslands (Meseguer et al. 2013, 2015, 2018, Nürk et al. 2013a, b, 2015, 2018). Such studies included at most six species from SESA region (e.g., *H. austrobrasiliense* Vog.Ely, Boldrini & Bordignon [called *H. linoides* A.St.-Hil.], *H. brasiliense* Choisy [sometimes called *H. campestre* Cham. & Schltldl.], *H. connatum* Lam., *H. polyanthemum* Klotzsch ex Reichardt, *H. rigidum* A.St.-Hil., and *H. ternum* A.St.-Hil.). Nevertheless, besides the increasing in sampling, our results are mostly in congruence with these previous phylogenetic studies (Meseguer et al. 2013; Nürk et al. 2013a, b).

Since the combined nuclear + chloroplast DNA dataset has a better-resolved tree topology, we used this result to discuss the phylogenetic relationships amongst the South American *Hypericum*. Little internal resolution in At1G13040 and *trnL* individual trees topologies are probably related to the lower sampling and variable characters, respectively (Table 1, Online Resources 5 and 7). This could also help to explain why the concatenated chloroplast dataset (*petD* + *trnL*) showed trees with low internal resolution as well (Online Resource 3). Nevertheless, the phylogenetic relationships recovered in our analyses were largely consistent with previous findings (Meseguer et al. 2013; Nürk et al. 2013b, a, 2018). In other words, we corroborated *Triadenum* as sister-group of *Myriandra* + *Brathys* s.l. (i.e., *Piriai*, America-Asia-Africa, southeast South America, *Drummondii*, *Gentianoides*, and Andean radiation). The Andean radiation clade, which includes species formally included in the *Brathys* and *Trigynobrahtys* sections (Robson 1987, 1990), also showed similar phylogenetic relationships to previous reconstructions (Meseguer et al. 2013; Nürk et al. 2013b, a, 2018). That is, we confirmed the non-monophyletic nature of *Brathys* and *Trigynobrahtys* sections, of which both type-species were here sampled (sect. *Brathys*: type species is *Hypericum juniperinum* Kunth; sect. *Trigynobrahtys*: type species is *Hypericum myrianthum* Cham. & Schltldl.).

With a broader non-Andean species sampling, we confirmed the monophyletic nature of the South American clades of *Hypericum* (Nürk et al. 2013b, 2018). Except for *H. piriai*, our study also showed that all *Hypericum* species distributed exclusively in SESA grasslands form a monophyletic group (Fig. 1). As such, the species of the southeast South America clade have displayed molecular, geographic, and morphological structuring (for details see Taxonomic Treatment). However, the low internal resolution of the southeast South America clade did not allow us to explore the phylogenetic relationships amongst these non-Andean species of *Hypericum* deeply. Previously unsampled in any molecular phylogeny and formally allocated in the *Brathys* section (Robson 1987), *H. piriai* occurs in SESA grasslands but has quite distinct morphology from all other South American *Hypericum* species (see Taxonomic Treatment). Thus, besides the molecular evidence, morphological data also supports the separation of *H. piriai* from other South American phylogenetic groups. *H. piriai* is a morphologically distinct species, possessing stem with pale glands, petals that never roll up in a cartridge form, stamens filaments basally united in three fascicles, and black seeds (Table 2, Fig. 14), unlike all other South American *Hypericum* species. In this way, as *H. piriai* is formally allocated in the *Brathys* section (Robson 1987), its position in the phylogenetic tree requires that the informal concept of *Brathys* s.l. (Nürk et al. 2013b) be expanded.

These new findings are likely to promote changes in the reconstruction of the biogeographic scenarios of *Hypericum* in South America (Meseguer et al. 2015; Nürk et al.

2015, 2018). Specifically, the position of *H. piriai* as sister to the remaining *Brathys* s.l., raises new hypotheses, especially regarding the ancestral distribution of the large clade *Brathys* s.l. Although we did not perform any biogeographical analyzes, our phylogenetic results suggest that a third dispersal event into South America probably occurred and that it might have resulted in a precursor lineage of the two formally known South American lineages (Nürk et al. 2013b, 2018). Such hypotheses arose from the consistent phylogenetic placement of *H. piriai*, and contrast with previous studies suggesting one (Meseguer et al. 2015), or two dispersal events into South America (Nürk et al. 2013b, 2018).

### *Taxonomy and conservation*

We reported two new records for the Argentinean flora (*H. polyanthemum* and *H. teretiusculum* A.St.-Hil.), one for the Uruguayan flora (*H. denudatum* A.St.-Hil.), and six new records for some Brazilian states (*H. caprifoliatum* Cham. & Schltl. – RJ, *H. carinatum* Griseb. – SP and MG, *H. gentianoides* – SC, *H. rigidum* – RJ, *H. teretiusculum* – SP). Species distribution data provide crucial information for extinction risk assessments and are essential for detecting areas of species richness or endemism. Our map built based on distribution data of twenty-five non-Andean species of *Hypericum* revealed a higher species richness in SESA grasslands, which justifies the so-called southeast South America clade (Fig. 1).

*Hypericum* species allocated on the southeast South America clade show geographic and morphological structuring (for details see Taxonomic Treatment). However, many of these morphological characteristics are also shared with species from other clades inside *Brathys* s.l. Furthermore, in congruence with Meseguer et al. (2013) and Nürk et al. (2013b, a), our phylogenetic results show that the sectional classification of *Brathys* and *Trigynobrathys* (Robson 1987, 1990) does not reflect the natural evolutionary relationships. Nevertheless, any taxonomic changes should be deferred until a robust sampling of related groups (e.g., African and Asian species) is done. Since the type species of *Brathys* and *Trigynobrathys* sections are allocated in the Andean radiation and the southeast South America clades, respectively, perhaps a more detailed morphological analysis, looking for synapomorphies, allied to transfers of some species previously allocated in *Trigynobrathys* to *Brathys* could help to rearrange both sections. Indeed, the feasibility of such sectional reclassification can only be proposed when a more detailed morphologic and molecular data of the large group informally called *Brathys* s.l. are available.

Habitat loss is a recurring threat for biodiversity in South American grasslands (Veldman et al. 2015; Bond 2016). SESA grasslands are continuously being reduced by afforestation (e.g., *Acacia*, *Eucalyptus*, and *Pinus*), agriculture (e.g., soybean), invasive alien species (e.g., *Eragrostis plana* Nees., *Ulex europaeus* L., and *Urochloa*), beyond numerous other degrading processes (Overbeck et al. 2007; Andrade et al. 2015). The habitat loss caused by human activities, allied to the small extent of protected areas in grasslands ecosystems, less than 0.5% of the South Brazilian grasslands, are the main factors that threaten such landscapes (Overbeck et al. 2007). Additionally, in South America only nine species of *Hypericum* (c. 9%) had their conservation status assessed globally, being seven of them categorized as threatened (IUCN 2019). No species of *Hypericum* from SESA grasslands is included in the IUCN Red List of Threatened Species, even though most of these species occur in habitats strongly disturbed. In the Brazilian Red List, only *H. mutilum* was listed as threatened (Martinelli and Moraes 2013), while most species were not even evaluated. In Rio Grande do Sul, the richest Brazilian State, seven species of *Hypericum* were classified as threatened (Decreto 52.109 2014), and two species discovered later (Vogel Ely and Boldrini 2015; Vogel Ely et al. 2015) are waiting to be included in the next Red List. Identifying endangered species is the first step for planning conservation actions. To get there, updated information on the geographical

distribution of the species are fundamental data to categorize threatened species and adopt appropriate conservation strategies. In total, eleven species of *Hypericum* from SESA grasslands were classified as threatened globally, six in the Endangered (EN) and five in the Critically Endangered (CR) categories (for details see Taxonomic Treatment).

## CONCLUSION


The results of this study provided evidence of the evolutionary relationships amongst the South American species of *Hypericum*, revealing some well-known and strongly supported groups (i.e., *Triadenum*, *Myriandra*, America-Asia-Africa, southeast South America, and Andean radiation clades), and inferring a consistent and isolated phylogenetic positioning for *H. piriiai*. In summary, we conclude that the South American clades of *Hypericum* (Nürk et al. 2013b, 2018) are monophyletic, and the southeast South America clade encompasses all species distributed exclusively in SESA grasslands, except for *H. piriiai*. It also seems that our phylogenetic results provide new insights to reassess South American biogeographic scenarios. The taxonomic treatment cites nine new records for the Argentinean, Brazilian and Uruguayan territories, and provides data that allow the identification of all species of *Hypericum* naturally distributed in the SESA grasslands. In the conservation framework, our data are still poor and need refinement; however, they can be used as a first step for setting conservation priorities, starting with the eleven threatened *Hypericum* species that require urgent conservation plans.

## TAXONOMIC TREATMENT

Species of *Hypericum* from southeast South America clade range from annual herbs to shrubs and most are rhizomatous. Phyllotaxy is opposite-decussate or 3–4-whorled, often varying in the same plant. Bracts can be reduced or foliaceous. Flowers are grouped in cymose inflorescences, mainly dichasial and monochasial cymes, rarely solitary flowers or pleiochasial cymes. Calyx and corolla are pentamerous but may vary to tetramery or hexamery in the same plant. Sepals, petals, and stamens persist during and after fruit development. Corolla is stellate, petals can be erect or reflexed but always asymmetrical and with a more or less pronounced apiculus. Stamens are numerous, arranged in a continuous ring, and with a pale gland on anther connectives. Ovary usually has three or five free styles; however, two, four or even eight styles may also occur in these species. Stigmas are subcapitate with stigmatic papillae. Seeds range from yellow to brown, testa is always ribbed-scalariform.

*Notes:* although the characteristics mentioned above refer only to the species allocated in southeast South America clade, we added *H. gentianoides*, *H. mutilum*, and *H. piriiai* to the taxonomic treatment. Despite positioned outside the clade, these three *Hypericum* species have been added in the taxonomic treatment since they are naturally distributed on the SESA region. The differences amongst *Hypericum* species of southeast South America clade with *H. gentianoides*, *H. mutilum*, and *H. piriiai* are listed in Table 2. Some morphological characteristics of the *Hypericum* species from SESA grasslands are presented in Fig. 2.





**Fig. 2** Morphological characteristics commonly found in the *Hypericum* species from SESA grasslands. **a** Red colour (anthocyanin) usually occurs in the aboveground parts; **b** Cymose inflorescences; **c** Ovary with five free styles, subcapitate stigmas with stigmatic papillae; **d** Corolla movement (petals roll up in cartridge form); **e–f** Leaves sessile opposite-decussate or 3-whorled; **g** Petals asymmetrical with an apiculus and numerous stamens arranged in a continuous ring; **h** Apiculus region with shades of red. Photos: Gabriel E. Ferreira (g, h).

**Key for *Hypericum* species from SESA grasslands**

- 1a. Leaf pairs  $\frac{2}{3}$  to completely connate ..... 2
- 1b. Leaf pairs free, rarely  $\frac{1}{3}$  connate ..... 3
- 2a. Plant unbranched or with few lateral branches. Leaves usually coriaceous, with black or yellow thickened margins ..... *H. connatum*
- 2b. Plant densely branched from base to apex. Leaves usually membranous, without thickened margins ..... *H. caprifoliatum*
- 3a. Bracts and bracteoles foliaceous (leaves-like bracts in shape, texture, and size) ..... 4
- 3b. Bracts and bracteoles reduced (sometimes leaves-like bracts in shape and texture but never in size) ..... 13
- 4a. Flowers solitary ..... 5
- 4b. Flowers in cymes ..... 6
- 5a. Small herb. Leaves 3–4-whorled, patent. Flowers about 20 mm in diameter ..... *H. robsonii*
- 5b. Subshrub. Leaves paired, adpressed. Flowers about 30 mm in diameter. *H. microlicioides*
- 6a. Styles 5–8. Plants of humid environments ..... 7
- 6b. Styles 3 (4). Plants of dry environments ..... 8
- 7a. Small herb. Flowers  $\leq 7$  mm in diameter ..... *H. pleiostylum*
- 7b. Shrub or subshrub. Flowers  $\geq 15$  mm in diameter ..... *H. rigidum*
- 8a. Leaves acicular. Pleiochasial cymes present. Styles tortuous ..... 9
- 8b. Leaves never acicular. Pleiochasial cymes absent. Styles straight ..... 10
- 9a. Terminal cymes up to four flowers. Anther connective prolonged ..... *H. bordignonii*
- 9b. Terminal cymes up to twenty flowers. Anther connective never prolonged ..... *H. legrandii*
- 10a. Small herb. Flowers  $\leq 5$  mm in diameter. Capsule fusiform ..... *H. gentianoides*
- 10b. Shrubs or subshrubs. Flowers  $\geq 8$  mm in diameter. Capsule ovoid or globose ..... 11
- 11a. Sepals  $\geq 6$  mm in length ..... *H. cavernicola*
- 11b. Sepals  $\leq 3$  mm in length ..... 12

- 12a. Leaf base subcordate, rarely parallel-sided, and apex obtuse to rounded-cucullate. Sepals subequal or unequal, two outer broadly rhombic to ovate and three inner oblong to elliptic, often distally recurved ..... *H. salvadorensis*
- 12b. Leaf base attenuate or parallel-sided and apex acute to rounded. Sepals equal, narrowly ovate, never recurved ..... *H. pedersenii*
- 13a. Stamens in three fascicles. Seeds black ..... *H. piriaii*
- 13b. Stamens in a continuous ring. Seeds yellow to brown ..... 14
- 14a. Flowers  $\leq 5$  mm in diameter. .... 15
- 14b. Flowers  $\geq 7$  mm in diameter ..... 17
- 15a. Small herb. Stem with punctiform glands. Venation acrodromous. Plants of humid environments ..... *H. mutilum*
- 15b. Subshrub. Stem without glands. Venation hypodromous. Plants usually of dry environments ..... 16
- 16a. Ramose plant, internodes usually long and visible. Stem often single, branching laterally from base to apex. Leaves usually patent and not imbricate, base cuneate or parallel-sided. Inflorescence lax. .... *H. myrianthum*
- 16b. Leafy plant, internodes usually short and hidden by leaves. Stem often multiple, branching difusely, more often at base. Leaves usually adpressed and imbricate, base subcordate-amplexicaul or parallel-sided. Inflorescence condensed. .... *H. tamariscinum*
- 17a. Venation hypodromous ..... 18
- 17b. Other venation types ..... 21
- 18a. Plants usually multi-stemmed. Midrib prominent in the abaxial surface of chartaceous leaves ..... 19
- 18b. Plants usually single-stemmed. Midrib not prominent in the abaxial surface of coriaceous leaves ..... 20
- 19a. Leaf base subcordate-amplexicaul. Sepals strongly unequal, distally recurved ..... *H. polyanthemum*
- 19b. Leaf base parallel-sided. Sepals equal to subequal, not recurved ..... *H. austrobrasiliense*
- 20a. Stem with many lateral branches, adpressed and ramifying asymmetrically on the stem apex. Lateral branches with leaves densely imbricated ..... *H. ternum*
- 20b. Stem without lateral branches, if present, usually not adpressed and ramifying symmetrically along the stem. Lateral branches with leaves not imbricated ..... *H. cordiforme*

- 21a. Venation acrodromous. Basal leaves markedly deciduous. Abaxial surface of the leaves often with papillae ..... *H. denudatum*
- 21b. Other venation types. Basal leaves usually persistent. Abaxial surface of the leaves without papillae ..... 22
- 22a. Leaves broadly ovate to broadly elliptic, free to  $\frac{1}{3}$  connate; leaf base truncate, rounded or subcordate ..... *H. teretiusculum*
- 22b. Leaves narrowly to broadly elliptic, narrowly oblong to oblong, or linear, always free; leaf base cuneate ..... 23
- 23a. Terminal cyme commonly condensed (corymbiform) and often with more than 50 flowers about 7–10 mm in diameter ..... *H. lorentzianum*
- 23b. Terminal cyme commonly lax and usually with less than 40 flowers about 15–25 mm in diameter ..... 24
- 24a. Leaf base decurrent, forming a deep V ..... *H. carinatum*
- 24b. Leaf base decurrent or not, never forming a deep V ..... *H. brasiliense*

**1. *Hypericum austrobrasiliense*** Vog.Ely, Boldrini & Bordignon, Phytotaxa 192(4): 290. 2015. HOLOTYPE: Brazil, Rio Grande do Sul: Bom Jesus, 12 Dec 2007, S. Bordignon & G.L. von Poser 3454 (ICN00000239!; isotypes: K000543822!; MBM409615!; RB01112719!).

Figs. 3a–b

*Description:* Subshrub, multi-stemmed, usually diffusely branched at base, rarely single-stemmed or branched at apex; eglandular. Leaves opposite-decussate, free, chartaceous, patent, linear to narrowly oblong, apex obtuse, base parallel-sided, margin not thickened; venation hypodromous, midrib prominent beneath. Inflorescences 3–18 flowers, primary pedicels 1–4 mm long; bracts and bracteoles reduced. Flowers (10–) 15–20 mm in diameter. Sepals 5, equal to subequal, not recurved, narrowly to broadly ovate, linear glands sparse, punctiform glands not seen. Petals 5, golden yellow, usually tinged in red beneath. Stamens in a continuous ring; connective not prolonged. Styles 5, straight. Capsule ovoid to globose. Seeds brown.

*Geographical distribution and ecology:* Brazil (RS and SC). Acronyms for the Brazilian political divisions are given in Table 3. *H. austrobrasiliense* inhabits dry and stony grasslands of Brazilian Atlantic Forest and usually forms patches along roadsides from 900 to 1,700 m a.s.l.


*Conservation status:* *H. austrobrasiliense* was already assessed for the IUCN Red List (Vogel Ely et al. 2015). However, since the species has not yet been included in any official Red List, and two new locations were added to the species distribution in the last years, here we reevaluate its conservation status. Individuals of this species are found in small and isolated subpopulations, located mainly on disturbed areas (e.g., roadsides). Furthermore, only one subpopulation of *H. austrobrasiliense* occurs within a protected area (Parque Nacional de São

Joaquim). Considering that afforestation and agricultural activities are accelerating the fragmentation of suitable habitats of this species, especially in areas adjacent to the species' distribution, we can expect populational declines in the near future. Roads construction, or even its maintenance, can also be considered an imminent threat to those subpopulations that occur roadsides. Thus, under the criterion B, *H. austrobrasiliense* met the subcriteria B1 (EOO 3,635 km<sup>2</sup>) and B2 (AOO 40 km<sup>2</sup>), qualifying as Endangered – EN B1ab(ii,iii,iv)+2ab(ii,iii) (IUCN 2012).

*Notes:* *Hypericum austrobrasiliense* differs from *H. polyanthemum*, species morphologically more similar, by its leaves with parallel-sided base (vs. subcordate-amplexicaul base), equal to subequal sepals without recurved margins (vs. unequal and usually distally recurved), and inflorescences intensely vinaceous (vs. floral buds usually reddish, never vinaceous, and inflorescences green) (Fig. 3). It is important to point out that stamens are not deciduous in *H. austrobrasiliense*. This information was mistakenly added to the protologue (Vogel Ely et al. 2015) because many plants, in different populations, were found without stamens. However, after further field observations and cultivation of this species, we discovered that Coleoptera preys upon the stamens. *H. austrobrasiliense* belongs to the southeast South America clade (Fig. 1).

*Additional specimens examined:* BRAZIL. Rio Grande do Sul: Jaquirana, 13 Nov 2015, C. Vogel Ely and S. Bordignon 430 (ICN!); Bom Jesus, 15 Dec 2015, C. Vogel Ely et al. 498 (ICN!). Santa Catarina: Urubici, Parque Nacional de São Joaquim, 23 Jan 2018, M.C. Mota et al. 159 (ICN!, CTBS).





**Fig. 3** *Hypericum austrobrasiliense* (a–b): **a** habitat and habit, showing the intensely vinaceous inflorescences; **b** linear leaves with parallel-sided base. *Hypericum polyanthemum* (c–d): **c** fertile branch showing the distally recurved sepals and subcordate-amplexicaul base of leaves; **d** habit. Photo: Gabriel E. Ferreira (d).

**2. *Hypericum bordignonii*** Vog.Ely and Boldrini, Syst. Bot. 40(4): 989. 2015. HOLOTYPE: Brazil, Rio Grande do Sul: Porto Alegre, Morro Santa Teresa, 2 Dec 2013, C. Vogel Ely and S. Bordignon 360 (ICN00003526!; isotypes: US!, RB01408745!, and NY03090956!).

Figs. 4a–b

*Description:* Shrub or subshrub, single-stemmed, always naked below and diffusely branched at apex; eglandular. Leaves 3–4-whorled, free, chartaceous to coriaceous, typically imbricated and adpressed, acicular, apex acute, base truncate; margin not thickened; venation hypodromous, midrib sometimes prominent beneath. Inflorescence 1–4 flowers, primary pedicels 1 (–2) mm long; bracts and bracteoles foliaceous. Flowers 10–13 mm in diameter. Sepals 5 (6), equal to subequal, not recurved, narrow triangular, linear glands dense, distally punctiform. Petals 5 (6), yellow. Stamens arranged in a continuous ring, connective prolonged. Styles 3 (4), tortuous. Capsule ovoid to ellipsoid. Seeds light brown.


*Geographical distribution and ecology:* Brazil (RS). Acronyms for the Brazilian political divisions are given in Table 3. This species was only found in dry rocky grasslands of Santa Teresa hill, which has 100 m a.s.l.

*Conservation status:* *H. bordignonii* was already assessed for the IUCN Red List (Vogel Ely and Boldrini 2015), but the species has not yet been included in any official Red List. The species has a restricted range, occurring in a single hill, where a variety of anthropogenic activities threatens natural grasslands in which it occurs. Due to the high extinction risk, *H. bordignonii* was classed as Critically Endangered – CR B2ab(ii,iii,v);D (IUCN 2012; Vogel Ely and Boldrini 2015).

*Notes:* *Hypericum bordignonii* resembles *H. legrandii* and numerous species of Andean *Hypericum* (e.g., *H. andinum* Gleason, *H. juniperinum*, *H. monroi* N.Robson, and *H. sprucei* N.Robson) by its habit and acicular leaves (Fig. 4a). However, *H. bordignonii* differs from all *Hypericum* species by having prolonged connectives (Fig. 4b). *H. bordignonii* belongs to the southeast South America clade (Fig. 1).

*Additional specimens examined:* BRAZIL. Rio Grande do Sul: Porto Alegre, Morro Santa Teresa, 2 Dec 2013, C. Vogel Ely and S. Bordignon 360 (ICN!).





**Fig. 4** *Hypericum bordinonii* (a–b): a habit; b flowers with prolonged anther connectives. *Hypericum robsonii* (c–d): c leaves 3-whorled, foliar bracts and flower; d fruit. Photos: Héctor A. Keller (c, d).

**3. *Hypericum brasiliense*** Choisy, Prodr. 1: 547. 1824. NEOTYPE: Brazil, Rio de Janeiro, 1830, *Gaudichaud 1* (G00355062 [photo!]).

Figs. 5a–b


*Description:* Herb or subshrub, single-stemmed, densely branched from base to apex; eglandular. Leaves opposite-decussate, rarely 3-whorled, free, membranous to chartaceous, patent, narrowly to broadly elliptic, oblong to linear, apex acute, obtuse or rounded, base cuneate, eventually forming a shallow V, margin not thickened; venation without a specific arrangement, midrib prominent beneath. Inflorescence 3–40 (–80) flowers, primary pedicels 2–7 mm long; bracts and bracteoles reduced. Flowers (10–) 15–20 mm in diameter. Sepals 5, equal to subequal, sometimes distally recurved, narrowly triangular or narrowly ovate, linear glands dense, sometimes distally punctiform. Petals (4) 5, yellow, sometimes tinged in red beneath. Stamens arranged in a continuous ring, connective not prolonged. Styles (4) 5 (6), straight. Capsule ovoid, ellipsoid or globose. Seeds yellow to light brown.

*Geographical distribution and ecology:* Argentina (BA, CH, CO, CR, ER, JJ, MI, SA, SF, and TU), Bolivia (CH, LP, and TA), Brazil (BA, ES, GO, MG, PR, RJ, RS, SC, and SP), Paraguay (AP, CO, CL IT, GU, PA, and CY), and Uruguay (AR, CA, CL, CO, MA, PY, RI, RN, SJ, TA, and TT). Acronyms for the Argentinean, Bolivian, Brazilian, Paraguayan, and Uruguayan political divisions are given in Table 3. The species is habitat generalist, occurring in dry or humid ecosystems from sea level to 2,800 m.

*Conservation status:* *H. brasiliense* has a wide distribution in South America, which is evidenced by the high value attributed to its extent of occurrence (EOO > 4 million km<sup>2</sup>). Field expeditions and herbaria revision allowed us to trace the EOO polygon of the taxon reliably. However, since the species is habitat generalist and has much more subpopulations than we have gathered so far, any value attributed to the area of occupation (AOO, suitable habitat currently occupied by the taxon) would be unrealistic. Besides, it is unlikely that any global population decline could meet (or be close to meeting) the threshold for Vulnerable. Hence, considering the species' tolerance to anthropized environments and the EOO datum, *H. brasiliense* qualifies as Least Concern – LC (IUCN 2012).

*Notes:* *Hypericum brasiliense* presents a wide morphological variation being more commonly confused with *H. denudatum* and *H. carinatum*, of which can be differentiated by the absence of acrodromous venation (*H. denudatum*) and leaf base, if decurrent, never forming a deep V (*H. carinatum*) (Fig. 5). It is important to emphasize that we have never observed stamens arranged, even obscurely, in 5 or 6 fascicles in this species. This information has been added in several studies with *Hypericum* (Reichardt 1878; Rodríguez Jiménez 1973, 1980; Robson 1990; Bittrich 2003; Ulibarri 2005; Slusarski et al. 2007), and although we have often examined the same specimens, we have never observed such a characteristic (both in the field and herbarium). *H. brasiliense* belongs to the southeast South America clade (Fig. 1).





**Fig. 5** *Hypericum brasiliense* (a–b): a fertile branch; b flowers. *Hypericum carinatum* (c–d): c leaf base decurrent and forming a deep V; d habit and habitat.

*Additional specimens examined:* ARGENTINA. Prov. Misiones: Dpto. San Pedro, Yabotí Biosphere Reserve, 26 Jan 2006, *H.A. Keller et al.* 3482 (CEN [photo!]). Prov. Corrientes: Dpto. Passo de los Libres, ruta 126, 13 Jan 2007, *J. Paula-Souza et al.* 7115 (ESA [photo!]). BOLIVIA. Dpto. Chuquisaca: Prov. Hernando Siles, Huacareta, Serranía Los Milagros, 24 Dec 2005, *M. Serrano et al.* 6893 (BM [photo!]). Dpto. La Paz: Prov. Nor Yungas, Polo-Polo bei Coroico, Nov 1912, *O. Buchtien* 244 (BM [photo!]). Dpto. Tarija: Prov. Aniceto Arce, La Masmora a Bermejo, 21 Nov 2001, *O. Morrone et al.* 3895 (SI!). BRAZIL. Bahia: Barra do Choça, 30 Mar 1977, *R.M. Harley* 20173 (UEC!, CEPEC [photo!]). Espírito Santo: [Ibitirama] Alegre, Parque Nacional do Caparaó, Pico da Bandeira, 1 Mar 1959, *H.S. Irwin* 2751 (R!, NY [photo!]). Goiás: Distrito Federal, Reserva Ecológica do Guarará, 13 Jan 2000, *M.A. da Silva and D. Alvarenga* 4258 (UEC!, FURB!). Minas Gerais: Liberdade, 29 Dec 2011, *M. Sobral* 14590 (HUFJSJ!, UEC!). Paraná: Laranjeiras do Sul, 12 Dec 1968, *G. Hatschbach* 20597 (MBM!). Rio de Janeiro: [Itatiaia] Serra do Itatiaia, Mar 1984, *E. Ulle* (R 79201!). Rio Grande do Sul: Bagé, 16 Jan 2013, *C. Vogel Ely et al.* 285 (ICN!). Santa Catarina: Xanxerê, 28 Oct 2015, *C. Vogel Ely et al.* 507 (ICN!). São Paulo: Ibiúna, 23 Mar 2006, *I.C.R. Moraes* 2 (IAC!). PARAGUAY. Dpto. Guairá: Iturbe, 6 Sep 1952, *J.E. Montes* 12843 (RB!). Dpto. Itapúa: Cangó, 2 Dec 1896, *N. Alboff* s.n. (LP 51164!). Dpto. Paraguay: Ybytymí, 18 May 1952, *J.E. Montes* 12920 (RB!). Dpto. Concepción: Villa Sana, 30 Jan 1909, *Fiebrig* 4895 (BM [photo!], K [photo!]). URUGUAY. Dpto. Maldonado: Arroyo Sarandí Grande, 26 Jan 1967, *B. Rosengurt and O. del Puerto* 10795 (MVFA!). Dpto. Paysandú: Estación Experimental de Paysandú, 2 Dec 1976, *Ferrés* s.n. (MVFA 12969!). Dpto. Rivera: Gruta de Piria, Cuchilla Negra, 15 Nov 1996, *M. Bonifacino et al.* s.n. (MVFA 26010!). Dpto. Tacuarembó: Gruta de los Cuervos, 9 Mar 1966, *B. Rosengurt et al.* 10084 (MVFA!).

**4. *Hypericum caprifoliatum*** Cham. & Schltl., *Linnaea* 3: 125. 1828. LECTOTYPE: Brazil, “Brasiliae meridionalis provinciis”, 1823–1828, *Sellow* s.n. (BR0000008677112 [photo!]; isolectotype: HAL0014527 [photo!]).

Figs. 6a–c

*Description:* Subshrub, single-stemmed, densely branched from base to apex; eglandular. Leaves opposite-decussate,  $\frac{2}{3}$  to completely connate, rarely free, membranous, sometimes chartaceous, patent, triangular to oblong, apex obtuse or acute, margin not thickened; venation eucamptodromous, midrib prominent beneath. Inflorescence 7–43 flowers, primary pedicels 1–3 mm long; bracts and bracteoles reduced. Flowers 15–30 mm in diameter. Sepals 5, equal to subequal, not recurved, ovate to oblong, linear glands dense, sometime distally punctiform. Petals 5, golden yellow or dark orange. Stamens arranged in a continuous ring; connective not prolonged. Styles (4) 5, straight. Capsule ovoid to globose. Seeds light brown.


*Geographical distribution and ecology:* Argentina (MI) and Brazil (RS, SC, and RJ). *H. caprifoliatum* was also cited to PR (Slusarski et al. 2007); however, all the vouchers mentioned in the article are actually *H. connatum*. On the other hand, here we report the first record of *H. caprifoliatum* for Rio de Janeiro state (Brazil), increasing its known distribution by more than 800 km to the north. Acronyms for the Argentinean and Brazilian political divisions are given in Table 3. Different from most *Hypericum* species, *H. caprifoliatum* tolerates shading, being often found under diffuse sunlight in shrub vegetation or forest edges. Despite being habitat generalist, the species occurs preferentially in dry environments from sea level to 1,100 m.



*Conservation status:* *H. caprifoliatum* is a common species in southern Brazil. Herbaria revision and field knowledge allowed us to trace the EOO polygon of the taxon reliably (EOO > 220 thousand km<sup>2</sup>). On the other hand, for *H. caprifoliatum*, our best estimate of AOO is still underestimated. Therefore, we choose to adopt a realistic attitude and exclude the inaccurate AOO datum from our assessment. The species is possibly declining in parts of its range, but it is still unlikely that any global population decline could meet (or be close to meeting) the threshold for Vulnerable. Therefore, considering the abundance of the species within its distribution range and the EOO datum, *H. caprifoliatum* currently qualifies as Least Concern – LC (IUCN 2012).

*Notes:* *Hypericum caprifoliatum* differs from *H. connatum* and *H. teretiusculum*, species morphologically most similar, for being a diffusely branched subshrub with leaves without thickened margin, eucamptodromous venation, tiny bracts (smaller than 2 mm in length), and petals often dark orange and reflexed (Fig. 6). *H. caprifoliatum* belongs to the southeast South America clade (Fig. 1).

*Additional specimens examined:* ARGENTINA. Prov. Misiones: Dpto. San Javier, Matto Quemado, 26 Sep 1946, *Bertoni 2964* (F [photo!]); Dpto. San Pedro, Moconá, 27 Nov 2006, *M.J. Belgrano et al. 691* (SI!). BRAZIL. Rio de Janeiro: Arraial do Cabo, Ilha do Cabo Frio, Mar 2006, *R.J.V. Alves s.n.* (R 227445!). Rio Grande do Sul: Cambará do Sul, 14 Nov 2012, *C. Vogel Ely and G.E. Ferreira 237* (ICN!); Taquari, 5 Nov 2015, *C. Vogel Ely and S. Bordignon 402* (ICN!). Santa Catarina: Concórdia, Linha Vitória, 21 Jan 2009, *S. Dreveck et al. 508* (FURB!); São Domingos, 12 Dec 2001, *C. Poli and F.A. Silva 38* (FLOR!).



**Fig. 6** *Hypericum caprifoliatum* (a–c): **a** stem branched; **b** flower with golden yellow petals, reflexed; **c** leaves without thickened margins and with eucamptodromous venation. *Hypericum connatum* (d–f): **d** habit and habitat; **e** flower with yellow petals, not reflexed; **f** leaves with black thickened margins and with brochidodromous venation.



**5. *Hypericum carinatum*** Griseb., Symb. Fl. Argent. 41. 1879. LECTOTYPE: Argentina, Córdoba: Sierra Achala, 22 Feb 1877, *G. Hieronymus 881* (GOET000923 [web!]).

Figs. 5c–d

*Description:* Subshrub, single-stemmed, branched from base to apex; eglandular. Leaves opposite-decussate, free, chartaceous, patent, narrowly to broadly elliptic, apex obtuse or acute, rarely rounded, base cuneate, forming a deep V, margin not thickened; venation without a specific arrangement, midrib prominent beneath. Inflorescence 5–25 flowers, primary pedicels 2–12 mm long; bracts and bracteoles reduced. Flowers 15–25 mm in diameter. Sepals 5, equal to subequal, not recurved, narrowly oblong or narrowly triangular, linear glands dense, distally punctiform. Petals 5, yellow, sometimes tinged in red beneath. Stamens arranged in a continuous ring; connective not prolonged. Styles (4) 5, straight. Capsule ovoid to globose. Seeds light brown.

*Geographical distribution and ecology:* Argentina (BA, CR, ER, JJ, and MI), Brazil (RS, SC, PR, SP and MG), Paraguay (AS, AY, CG, CL, and IT), and Uruguay (CL, CO, DU, FA, MA, PY, RN, RI, RO, SA, SJ, TI, and TA). Acronyms for the Argentinean, Brazilian, Paraguayan, and Uruguayan political divisions are given in Table 3. Here we report the first records of *H. carinatum* for São Paulo and Minas Gerais states (Brazil), increasing its known distribution by more than 700 km to the north. The species is habitat specialist, occurring in floodplains, riverbanks, or near water bodies (wetlands) from sea level to 2,000 m.

*Conservation status:* *H. carinatum* was already regionally evaluated for its extinction risk in Rio Grande do Sul state (Decreto 52.109 2014). The assessment was made according to IUCN Red List Criteria and regional adjustments using the LIVE System. However, no global assessment has yet been made for this species. *H. carinatum* is widespread in South America, which is evidenced by the high value attributed to its extent of occurrence (EOO > 2 million km<sup>2</sup>). Field expeditions and herbaria revision allowed us to trace the EOO polygon of the taxon reliably. However, despite being habitat specialist (restricted to the threatened wetlands), *H. carinatum* has much more subpopulations than we have gathered so far, and any value attributed to AOO would be unrealistic. Therefore, we choose to adopt a realistic attitude and exclude the inaccurate AOO datum from our assessment. Thus, considering the EOO datum, *H. carinatum* qualifies as Least Concern – LC (IUCN 2012).

*Notes:* *Hypericum carinatum* presents a wide phenotypic variation, being confused mainly with *H. brasiliense* and *H. denudatum*, of which can be differentiated by its decurrent leaves that form a deep V (Fig. 5c). *H. carinatum* has specificity for humid environments (Fig. 5d), so when its habitat goes through long periods of drought or is artificially drained this phenotype becomes less characteristic and difficult its determination (i.e., when we used ‘*aff. carinatum*’). *H. carinatum* belongs to the southeast South America clade (Fig. 1).

*Additional specimens examined:* ARGENTINA. Prov. Buenos Aires: Delta Del Paraná, Caragatá, 10 Feb 1932, *A. Burkart 4501* (SI!). Prov. Corrientes: Dpto. Concepción, Carambola, 23 Dec 1988, *T.M. Pedersen 15143* (MBM!). Prov. Entre Rios: Dpto. Concórdia, Ayuí, 16 Dec 1991, *N.M. Bacigalupo and E.R. Guaglianone 1528* (MBM!). BRAZIL. Minas Gerais: São João Del Rei, 11 Nov 2010, *M. Sobral et al. 13426* (HUFSJ!). Paraná: Guarapuava, 7 Feb 1969, *G. Hatschbah 21020* (MBM!). Rio Grande do Sul: Cambará do Sul, 21 Nov 2011, *C. Vogel Ely and G.E. Ferreira 175* (ICN!). Santa Catarina: Paniel, 15 Dec 2015, *C. Vogel Ely et al. 453* (ICN!). São Paulo: Campinas, Oct 1900, *J.C. Novaes 974* (US [photo!]).

PARAGUAY. Asunción: Sta Isabel, 17 Sep 1893, *C. A. M. Lindman in herb. Regnelli Ser. I, No. 2061* (S [photo!]). Dpto. Cordillera: Altos 'Cordillera de los Altos', 1985-1995, *E. Hassler 3312* (BM [photo!]). Dpto. Caaguazú: Caaguazú, Feb 1905, *E. Hassler 9019* (BM [photo!]). URUGUAY. Dpto. Cerro Largo: arroyo del Lavadero, puntas del Fraile Muerto, 8 May 1985, *O. del Puerto s.n.* (MVFA 17798!). Dpto. Rivera: Tranqueras, 27 Mar 1985, *Marchesi et al. s.n.* (MVFA 17519!).


**6. *Hypericum cavernicola*** L.B.Sm., *Wrightia* 2: 90. 1960. HOLOTYPE: Uruguay, Tacuarembó: Gruta de los Cuervos, 17 Dec 1907, *Berro 4862* (US00037001 [photo!]; isotypes: MVFA0000039! & MVFA0000040!, K000221233 [photo!]).

Figs. 7a–b

*Description:* Subshrub, single-stemmed, usually naked below and diffusely branched at apex, rarely multi-stemmed, branched at base; eglandular. Leaves opposite-decussate, rarely 3-whorled, free, subcoriaceous to coriaceous, patent, narrowly oblong, elliptic or ovate, apex obtuse or acute, base truncate or cordate, margin not thickened; venation usually hypodromous, sometimes actinodromous, midrib sometimes prominent beneath. Inflorescence 3–9 flowers, primary pedicels up to 1 mm long; bracts and bracteoles foliaceous. Flowers 12–20 mm in diameter. Sepals 5, strongly unequal, usually distally recurved, two outer broadly ovate to broadly elliptic and three inner narrowly oblong to narrowly elliptic, linear glands absent, punctiform glands sparse. Petals 5, yellow. Stamens arranged in a continuous ring; connective not prolonged. Styles 3 (4), straight. Capsule globose. Seeds yellow.

*Geographical distribution and ecology:* Brazil (RS) and Uruguay (RI, TA, and TT). Acronyms for the Brazilian and Uruguayan political divisions are given in Table 3. *H. cavernicola* inhabits dry and stony grasslands from 150 to 1,050 m a.s.l.

*Conservation status:* *H. cavernicola* was regionally evaluated for its extinction risk in Rio Grande do Sul state twice (Decreto 42.099 2003; Decreto 52.109 2014). In the first assessment, the species was included in regional Red List of Rio Grande do Sul state and in the last assessment, which was made according to IUCN Red List Criteria and regional adjustments using the LIVE System, not. However, no global assessment has yet been made for this species. Furthermore, although it has different criteria and objectives, it is worth noting that *H. cavernicola* is also included in the lists of priority species for conservation of Uruguay (Soutullo et al. 2009, 2013). Habitats suitable for *H. cavernicola* have been severely converted mainly into afforestation areas. Currently, one subpopulation was found nearby an agricultural area (e.g., soybean) and several subpopulations occur adjacent to *Pinus* or *Eucalyptus* crops. Afforestation is extremely compromising for heliophytic species as *H. cavernicola* and, probably represent the main threat for this and many other *Hypericum* species. Considering that *H. cavernicola* occurs in severely fragmented habitats and has experienced or will tend to experience populational declines soon, it may be considered a species of elevated conservation concern. Thus, under the criterion B, *H. cavernicola* does not meet the subcriterion B1 (EOO 127,508 km<sup>2</sup>) but meet the subcriterion B2 (AOO 68 km<sup>2</sup>), qualifying as Endangered – EN B2ab(ii,iii,iv) (IUCN 2012).



**Fig. 7** *Hypericum cavernicola* (a–b): a habit, showing sepals that stand out in the inflorescences; b flower and strongly unequal sepals. *Hypericum teretiusculum* (c–d): c fertile branch; d habit.



*Notes:* *Hypericum cavernicola* is easily recognized by its coriaceous sepals that are strongly unequal and stand out in the inflorescences (Figs. 7a, b). *H. cavernicola* belongs to the southeast South America clade (Fig. 1).

*Additional specimens examined:* BRAZIL. Rio Grande do Sul: Arroio dos Ratos, 23 Jan 2013, C. Vogel Ely and S. Bordignon 133 (ICN!); Jaquirana, 17 Nov 2012, C. Vogel Ely and F.E. Ferreira 132 (ICN!); Jari, 14 Jan 2013, C. Vogel Ely et al. 134 (ICN!); Santana do Livramento, 16 Nov 1975, M.L. Porto et al. 1835 (ICN!). URUGUAY. Dpto. Rivera, Cerro Chato Dorado, 12 Dec 1997, E. Marchesi and I. Grella s.n. (MVFA 27181!). Dpto. Tacuarembó: Gruta de los Cuervos, 9 Mar 1966, B. Rosengurt et al. 10089 (MVFA!). Dpto. Treinta y Tres, Quebrada de los cuervos, 11 Nov 1965, E. Marchesi et al. s.n. (MVFA 5517!).

**7. *Hypericum connatum*** Lam., Encycl. 4: 168. 1797. LECTOTYPE: Uruguay, Montevideo: “Cette singulière espèce croît naturellement sur le morne de Montevideo”, May 1767, Commerson s.n. (P00798959 [photo!]; isolectotypes: P00798960 [photo!], P00798961 [photo!], P00670152 [photo!], MPU022193 [photo!], LINN-HS 1244.21 [photo!], FI005984, only the specimen from the lower left corner [photo!]).

Figs. 6d–f

*Description:* Subshrub, single-stemmed, unbranched or with few lateral branches; eglandular. Leaves opposite-decussate, rarely 3-whorled,  $\frac{2}{3}$  to completely connate, rarely free, chartaceous to coriaceous, patent, ovate to semicircular, apex acute or rounded, margin thickened black or yellow; venation brochidodromous, midrib prominent beneath. Inflorescence 5–60 (–90) flowers, primary pedicels 3–5 mm long; bracts and bracteoles reduced. Flowers 25–33 (–40) mm in diameter. Sepals 5, subequal to unequal, not recurved, two outer broadly ovate to broadly elliptic or broadly rhombic and three inner elliptic or ovate, linear glands scarce or absent, punctiform glands sparse. Petals 5, yellow to golden yellow, sometimes tinged in red beneath. Stamens arranged in a continuous ring; connective not prolonged. Styles 5, straight. Capsule ovoid to ellipsoid. Seeds light brown.

*Geographical distribution and ecology:* Argentina (BA, CH, CO, CR, ER, FO, JJ, MI, SA, SL, and TU), Bolivia (CH and TA), Brazil (RS, SC, PR and SP), Paraguay (AP, CG, GU, and PA), and Uruguay (AR, CL, CO, DU, FA, LA, MA, MO, PY, RI, RN, RO, SA, SJ, SO, TA, and TT). Acronyms for the Argentinean, Bolivian, Brazilian, Paraguayan, and Uruguayan political divisions are given in Table 3. *H. connatum* occurs in dry and stony grasslands or rocky outcrops from sea level to 2,100 m.

*Conservation status:* *H. connatum* is widespread in South America, which is evidenced by the high value attributed to its extent of occurrence (EOO > 2 million km<sup>2</sup>). Field expeditions and herbaria revision allowed us to trace the EOO polygon of the taxon reliably. However, this species has much more subpopulations than we have gathered so far, and any value attributed to AOO would be unrealistic. Therefore, we choose to adopt a realistic attitude and exclude the inaccurate AOO datum from our assessment. Thus, considering the EOO datum and the low probability of a significant global population decline of this species, *H. connatum* qualifies as Least Concern – LC (IUCN 2012).

*Notes:* *Hypericum connatum* differs from all other South American species of *Hypericum* by having connate leaves with black or yellow thickened margins (Fig. 6f). It differs from *H. caprifoliatum*, with which is sometimes confused, by having a stem without or with few lateral branches (vs. stem densely branched), brochidodromous venation (vs. eucamptodromous venation), and flowers never reflexed (vs. flowers usually reflexed) (Fig. 6d, e). *H. connatum* belongs to the southeast South America clade (Fig. 1).

*Additional specimens examined:* ARGENTINA. Prov. Buenos Aires: Mar del Plata, 1 Mar 1932, *Hicken s.n.* (SI 26607!). Prov. Córdoba: Dpto. Calamuchita, La Cumbrecita, 18 Nov 1955, *F.A. Roig 1080* (MERL [photo!]). Prov. Misiones: Dpto. Candelaria, Yebibiry, 27 Apr 1945, *J.E. Montes 885* (LP!). Prov. Salta: Dpto. Anta, Parque Nacional El Rey, 19 Jul 1979, *A. Brown et al. 999* (SI!). BOLIVIA. Dpto. Chuquisaca: Prov. Hernando Siles, Huacareta, 24 Dec 2005, *M. Serrano et al. 6893* (BM [photo!], HSB [photo!], MO [photo!]); Prov. Tomina, Padilla, Rosal, 3 Oct 1949, *W.M.A. Brooke 5755* (BM [photo!]). Dpto. Tarija: Prov. Aniceto Arce, Bermejo, 3 Dec 1903, *K. Fiebrig 2361* (SI!, S [photo!]). BRAZIL. Paraná: Jaguariaiva, 3 Nov 1989, *E. Melo and F. França 188* (UPCB!). Rio Grande do Sul: São Francisco de Paula, 22 Nov 2013, *C. Vogel Ely 186* (ICN!). Santa Catarina: São Joaquim, 12 Apr 2008, *M. Verdi and F.E. Carneiro 568* (FURB!). São Paulo: Itararé, 6 May 2005, *L.C. Bernacci and E.F. Souto 3983* (IAC!). PARAGUAY. Dpto. Alto Paraná: Hernandarias, 10 Jan 1974, *A. Schinini 8036* (RB!). Dpto. Caaguazú: Yhú, Nov 1905, *E. Hassler 9686* (BM [photo!], G [photo!]). Dpto. Guairá: Cordillera Villarrica, Jan 1905, *E. Hassler 8758* (BM [photo!], G [photo!]). Dpto. Paraguari: Tebicuarymí, 17 Nov 1978, *M. Bernardi 18762* (BM [photo!]). URUGUAY. Dpto. Colonia: Tarariras, 11 Jul 1983, *E.A. Paz 547* (MVM!). Dpto. Florida: Cerro Colorado, Feb 1944, *Gallinal et al. PE-5033* (MVFA!). Dpto. Maldonado: Piriápolis, Cerro Pan de Azúcar, 6 Feb 1986, *Marcela and Sánchez 77* (BAB!). Dpto. Río Negro, Paso del Puerto Río Negro, 22 Mar 1964, *E. Marchesi 988* (MVFA!). Dpto. Rivera: Minas de Corrales, 3 Dec 2004, *L. Delfino s.n.* (MVJB 24605!). Dpto. Rocha: Sierra de los Rocha, 18 Jan 1965, *R. Brescia and E. Marchesi s.n.* (MVFA 3970!).

**8. *Hypericum cordiforme*** A.St.-Hil., Fl. Bras. Merid. 1: 330. 1828. LECTOTYPE: Brazil, São Paulo: “in pascuis prope urbem Sancti Pauli”, 1816–1822, *A. de Saint-Hilaire C1-1172* (P01901409 [photo!]; isolectotype: P01901411 [photo!]; probable isolectotype: P01901410 [photo!]).

Figs. 8a–b

*Description:* Subshrub, single-stemmed, unbranched or branching symmetrically along the stem; eglandular. Leaves opposite-decussate, free to  $\frac{1}{3}$  connate at the base, coriaceous, usually patent, narrowly to broadly ovate, apex acute to obtuse, base subcordate to cordate; margin not thickened; venation usually hyphodromous, sometimes actinodromous, midrib not prominent. Inflorescence 3–25 (–32) flowers, primary pedicels 1–4 mm long; bracts and bracteoles reduced. Flowers 15–20 mm in diameter. Sepals 5, subequal to unequal, not recurved, two outer broadly elliptic or broadly rhombic, rarely elliptic, and three inner narrow elliptic to elliptic, linear glands dense, distally punctiform. Petals 5, light yellow to yellow, sometimes tinged in red beneath. Stamens arranged in a continuous ring; connective not prolonged. Styles 3 (4, 5), straight. Capsule globose. Seeds yellow.


*Geographical distribution and ecology:* Brazil (RS, SC, PR, SP, MG, and RJ). Acronyms for the Brazilian political divisions are given in Table 3. *H. cordiforme* inhabits dry and stony grasslands of Brazilian Atlantic Forest and Cerrado, occurring mainly from 400 and 1,700 m a.s.l.

*Conservation status:* *H. cordiforme* (called by its synonym *H. cordatum* (Vell.) N. Robson) was already included in a regional Red List of Rio Grande do Sul state (Decreto 52.109 2014). The assessment was made according to IUCN Red List Criteria and regional adjustments using the LIVE System. However, no global assessment has yet been made for this species. Some subpopulations of *H. cordiforme* occurs within protected areas (e.g., Parque Nacional de Aparados da Serra). Nevertheless, habitats suitable for *H. cordiforme* are being reduced mainly due to agricultural practices (e.g., soybean) and afforestation (e.g., *Pinus* and *Eucalyptus*). These economic activities are extremely compromising for heliophytic species as *H. cordiforme* and, probably represent the main threat for this and many other *Hypericum* species. Herbaria revision and field knowledge allowed us to trace the EOO polygon of the taxon reliably (EOO > 293 thousand km<sup>2</sup>). On the other hand, for *H. cordiforme*, our best estimate of AOO is still underestimated. Therefore, we choose to adopt a realistic attitude and exclude the inaccurate AOO datum from our assessment. The species is possibly declining in parts of its range, but it is still unlikely that any global population decline could meet (or be close to meeting) the threshold for Vulnerable. Therefore, considering the EOO datum, *H. cordiforme* currently qualifies as Least Concern – LC (IUCN 2012).

*Notes:* *Hypericum cordiforme* is sometimes confused with *H. ternum*, species morphologically most similar, of which can be differentiated by having a stem without or with few lateral branches (vs. stem densely branched), when present, symmetrically arranged (vs. asymmetrically arranged on the stem apex), internodes usually elongated (vs. short internodes), and cordiform leaves that are more often patent and never arranged in three whorls (vs. narrow leaves that are usually imbricated and adpressed, often arranged in three whorls) (Figs. 8). Heterophylly is common in this species. *H. cordiforme* belongs to the southeast South America clade (Fig. 1).

*Additional specimens examined:* BRAZIL. Minas Gerais: [Itamonte] Serra do Picú, 10 Dec 1886, without collector information (R 79213!). Paraná: Jaguariaíva, 17 Jan 1965, *L.B. Smith et al.* 14655 (HBR!); Lapa, 30 Jan 1949, *G. Hatschbach* 1182 (MBM!). Rio Grande do Sul: Cambará do Sul, 15 Nov 2012, *C. Vogel Ely and G.E. Ferreira* 104 (ICN!); Jaquirana, 21 Nov 2012, *S. Bordignon and G.L. von Poser s.n.* (ICN 176271!). Rio de Janeiro: Rio de Janeiro, Nov 1879, *M. Glaziou* 10396 (K [photo!]). Santa Catarina: Bom Retiro, 25 Nov 2011, *S.L. Stürmer* (FURB 37228!); Urubici, Águas Brancas, 8 Mar 2005, *G. Hatschbach et al.* 78933 (MBM!). São Paulo: Capão Bonito, Dec 1949, *J. Vidal III*-307 (R!); Ibiúna, 9 Feb 2006, *R.A. Rombello* 72 (IAC!); São Paulo, Vila Ema, Dec 1932, *A.C. Brade* 12239 (R!).





**Fig. 8** *Hypericum cordiforme* (a–b): a habit; b leaves cordate, not imbricated. *Hypericum ternum* (c–d): c leaves narrow, imbricated; d stem diffusely branched, ramifying asymmetrically on the stem apex.

**9. *Hypericum denudatum*** A.St.-Hil., Fl. Bras. Merid. 1: 336. 1828. LECTOTYPE: Brazil, Paraná: near Tibagi, Barra do Iapó, 1820, *A. de Saint-Hilaire C1-1530* (P00798948 [photo!]); isolectotype: P00798949 [photo!]).

Figs. 9a–c

*Description:* Subshrub, single-stemmed, naked below and diffusely branched at the apex; eglandular. Leaves opposite-decussate, free, chartaceous, patent, narrowly elliptic or narrowly oblong, apex acute to obtuse, base cuneate, eventually forming a shallow V, margin not thickened; venation acrodromous, midrib prominent beneath. Inflorescence 3–34 ( $-\infty$ ) flowers, primary pedicels 2–13 mm long; bracts and bracteoles reduced. Flowers (7–) 15–34 mm in diameter. Sepals 5, equal to subequal, not recurved, narrowly ovate to narrowly triangular, linear glands dense, distally punctiform. Petals 5, yellow to golden yellow, sometimes tinged in red beneath. Stamens arranged in a continuous ring; connective not prolonged. Styles (4) 5, straight. Capsule ovoid to globose. Seeds brown.


*Geographical distribution and ecology:* Argentina (MI), Brazil (RS, SC, and PR), and Uruguay (CA and RN). Acronyms for the Argentinean, Brazilian, and Uruguayan political divisions are given in Table 3. Here we report the first records of *H. denudatum* for Uruguay, increasing its known distribution by more than 450 km to the south. The species is habitat specialist, occurring in floodplains, bogs, peatlands, or near water bodies (wetlands) from sea level to 1,200 m.

*Conservation status:* *H. denudatum* was already regionally evaluated for its extinction risk in Rio Grande do Sul state (Decreto 52.109 2014). The assessment was made according to IUCN Red List Criteria and regional adjustments using the LIVE System. However, no global assessment has yet been made for this species. *H. denudatum* is widespread in South America, which is evidenced by the high value attributed to its extent of occurrence (EOO > 540 thousand km<sup>2</sup>). Field expeditions and herbaria revision allowed us to trace the EOO polygon of the taxon reliably. However, despite being habitat specialist (restricted to the threatened wetlands), *H. denudatum* has much more subpopulations than we have gathered so far, and any value attributed to AOO would be unrealistic. Therefore, we choose to adopt a realistic attitude and exclude the inaccurate AOO datum from our assessment. Thus, considering the EOO datum, *H. denudatum* qualifies as Least Concern – LC (IUCN 2012).

*Notes:* *Hypericum denudatum* presents a wide phenotypic variation, especially in leaves (5–24 mm in length) and flowers (15–34 mm in diameter) size. The species is characterized by the leaves with acrodromous venation and abaxial surface frequently covered with papillae, resulting in its discolor aspect (Fig. 9b). As *H. denudatum* has specificity for humid environments, it is also characterized by a stem that loses the basal leaves as a result of the water level variation. When *H. denudatum*'s habitat does not have permanent storage of water, the papillae of leaves are reduced or even totally lost. *H. denudatum* belongs to the southeast South America clade (Fig. 1).

*Additional specimens examined:* ARGENTINA. Prov. Misiones: Posadas, 2 Oct 1909, *Rodríguez 84* (SI!, BA!). BRAZIL. Paraná: Palmas, 31 Oct 2015, *C. Vogel Ely 484* (ICN!). Rio Grande do Sul: São Francisco de Paula, 21 Oct 1999, *S. Bordignon 1755* (ICN!). Santa Catarina: Painei, 28 Jan 2015, *C. Vogel Ely et al. 406* (ICN!). URUGUAY. Dpto. Canelones: Atlántida, 9 Nov 1915, *C. Osten 6931* (MVM!). Dpto. Rio Negro: Río Negro, frente al Cerro de los Claveles, 2 Apr 1998, *E. Marchesi and M. Vignale s.n.* (MVFA 28166!).





**Fig. 9** *Hypericum denudatum* (a–c): a fertile branch; b leaf with acrodromous venation; c flower. *Hypericum lorentzianum* (d–e): d capsules; e fertile branch.

**10. *Hypericum gentianoides*** (L.) Britton, Sterns & Poggenb., Prelim. Cat. Pl. 9. 1888. LECTOTYPE: U.S.A. *s.loc., s.d., Pehr Kalm s.n.* (LINN No. 391-1 [photo!]).

Figs. 10a–b

*Description:* Small herb, single-stemmed, usually diffusely branched at the apex; glandular. Leaves opposite-decussate, free, chartaceous to subcoriaceous, adpressed, basal leaves obovate to elliptic (deciduous) and apical leaves reduced to narrowly scales (persistent), apex obtuse to rounded, base truncate or cuneate; margin not thickened; venation hypodromous, midrib not prominent. Inflorescence 2–7 flowers, primary pedicels 0.5–1 mm long; bracts and bracteoles foliaceous. Flowers 2–5 mm in diameter. Sepals 5, equal to subequal, not recurved, oblong or narrowly ovate, 2 linear glands, distally punctiform. Petals 5, light yellow. Stamens isolated; connective not prolonged. Styles 3 or 4, straight. Capsule fusiform. Seeds yellow to light brown.


*Geographical distribution and ecology:* Brazil (RS and SC) and Paraguay (CL and PA). Acronyms for the Brazilian and Paraguayan political divisions are given in Table 3. *H. gentianoides* also occurs in the Dominican Republic, Canada, United States, and France (Robson 1990). Here we report the first record of *H. gentianoides* for Santa Catarina state (Brazil). Psammophilous species, commonly found in humid and sandy lowlands.

*Conservation status:* *H. gentianoides* was already included in the regional Red List of Rio Grande do Sul state (Decreto 52.109 2014). The assessment was made according to IUCN Red List Criteria and regional adjustments using the LIVE System. However, no global assessment has yet been made for this species. Globally speaking, the species is widespread, and while it is possibly declining in parts of its range, it is unlikely that any global population decline could meet (or be close to meeting) the threshold for Vulnerable. Therefore, *H. gentianoides* is assessed as Least Concern – LC (IUCN 2012).

*Notes:* *Hypericum gentianoides* is a small annual herb. The species is characterized by its densely glandular stem, three styles with broadly capitate stigmas, and fusiform capsules (Table 2, Figs. 10a, b). This species seems to be distributed naturally through the SESA grasslands, but it does not belong to the southeast South America clade; indeed, it seems to be allocated in somewhere before the emergence of the ‘Andean radiation’ (Fig. 1).

*Additional specimens examined:* BRAZIL. Rio Grande do Sul: São Borja, 20 Jan 1938, *B. Rambo 3009* (PACA!); São Lourenço do Sul, 5 Nov 2012, *C. Vogel Ely et al. 121* (ICN!). Santa Catarina: Passo de Torres, 18 Apr 2016, *P.J.S. Silva Filho s.n.* (ICN 197735!). PARAGUAY. Dpto. Cordillera: Altos 'Cordillera de los Altos', 7 Nov 1902, *K. Fiebrig 399* (BM [photo!]). Dpto. Paraguarí: Piraretá, 12 Dec 1992, *E. Nicora et al. 9916* (SI!).





**Fig. 10** *Hypericum gentianoides* (a–b): a habit and habitat; b fertil brach showing fusiform capsules. *Hypericum mutilum* (c–e): c habit; d fertil brach; e leaves with acrodromous venation.

**11. *Hypericum legrandii*** L.B.Sm., J. Wash. Acad. Sci. 48: 314. 1958. LECTOTYPE: Uruguay, Rivera, 17 Dec 1901, *Berro 1720* (MVM No. 2767!; isolectotypes: US00074199 [photo!], MVFA!).

*Description:* Shrub or subshrub, single-stemmed, always naked below and diffusely branched at apex; eglandular. Leaves opposite-decussate or 3–4-whorled, free, chartaceous to coriaceous, imbricated and adpressed, acicular, apex acute, base truncate; margin not thickened; venation hypodromous, midrib slightly prominent beneath. Inflorescence 14–20 flowers, primary pedicels 2–4 mm long; bracts and bracteoles foliaceous. Flowers c. 10 mm in diameter. Sepals 5, subequal, not recurved, two outer ovate and three inner narrow ovate or narrow oblong, linear glands dense, distally punctiform. Petals 5, yellow. Stamens arranged in a continuous ring, connective not prolonged. Styles 3, tortuous. Capsule not seen. Seeds not seen.

*Geographical distribution and ecology:* Uruguay (RI). Acronyms for the Uruguayan political divisions are given in Table 3. According to information extracted from the exsiccate labels, this species was only found in stony grasslands of a hillside.

*Conservation status:* *H. legrandii* has only been collected twice, apparently in the same place, a long time ago (last seen in 1907). Field expeditions to search for this species on its natural habitat was made but without success. Considering that we do not know the exact collection point of *H. legrandii*, we thought that the species can still be found, but more field effort is needed to identify if it is still extant. One of our concerns is that the species has lost its habitat or is close to that, because the Rivera department, which is where the species was collected, has already lost many natural grasslands through afforestation, as well as other imminent anthropogenic activities. *H. legrandii* is a species of elevated conservation concern, which is why it is included in the list of priority species for conservation of Uruguay (Soutullo et al. 2013). Therefore, due to the restricted range of *H. legrandii* and its latent extinction risk, this species was assessed as Critically Endangered (Possibly Extinct) under criterion B2ab(ii,iii) (IUCN 2012).

*Notes:* *Hypericum legrandii* differs from *H. bordignonii*, species morphologically more similar, by having pleiochasium always with more than four flowers (vs. pleiochasium with four flowers), longer primary pedicels (2–4 mm long vs. 1 (–2) mm long), and anther connectives never prolonged (vs. prolonged anther connectives). By its restricted distribution in SESA grasslands, flowers grouped in cymes, stamens arranged in a continuous ring, and stem without glands, *H. legrandii* probably belongs to the southeast South America clade.

*Additional specimens examined:* URUGUAY. Rivera: *F. Felippone 5070* (K); Chacara Santúrio, 10 Dec 1907, *M.B. Berro 4865* (MVFA!, ICN!);

**12. *Hypericum lorentzianum*** Gilg ex R.Keller, Bot. Jahrb. Syst. 58(3): 199. 1923. NEOTYPE: Brazil, [Rio Grande do Sul or Santa Catarina], 1814–1831, *Sellow s.n.* (S03-1999 [photo!]).

Figs. 9d–e

*Description:* Subshrub, single-stemmed, densely branched from base to apex; eglandular. Leaves opposite-decussate, rarely 3-whorled, free, chartaceous, patent, narrowly elliptic to elliptic, narrowly oblong to oblong, apex obtuse, rarely acute, base cuneate, margin not



thickened; venation without a specific arrangement, midrib prominent beneath. Inflorescence 3–80 ( $-\infty$ ) flowers, primary pedicels 1.5–4 mm long; bracts and bracteoles reduced. Flowers 7–10 (–15) mm in diameter. Sepals 5, equal to subequal, not recurved, oblong or narrowly ovate, linear glands dense, sometimes distally punctiform. Petals 5, light yellow to yellow, sometimes tinged in red beneath. Stamens arranged in a continuous ring; connective not prolonged. Styles 4 or 5, straight. Capsule ovoid to globose. Seeds yellow to light brown.

*Geographical distribution and ecology:* Argentina (CR, ER, MI, and SA), Brazil (RS and SC), Paraguay (CL and GU), and Uruguay (AR, CL, CO, FA, LA, MA, MO, RI, RO, SA, SJ, TA, and TT). *H. lorentzianum* was also cited to PR (Robson 1990); however, the voucher mentioned in the revision is actually *H. brasiliense*. Acronyms for the Argentinean, Brazilian, Paraguayan, and Uruguayan political divisions are given in Table 3. The species is habitat generalist, occurring in dry or humid ecosystems from sea level to 1,100 m.

*Conservation status:* *H. lorentzianum* is a relatively common species in southern Brazil. Herbaria revision and field knowledge allowed us to trace the EOO polygon of the taxon reliably (EOO > 574 thousand km<sup>2</sup>). On the other hand, for *H. lorentzianum*, our best estimate of AOO is still underestimated. Therefore, we choose to adopt a realistic attitude and exclude the inaccurate AOO datum from our assessment. Thus, although we observe many anthropogenic activities threatening different subpopulations of *H. lorentzianum*, considering the EOO datum, *H. lorentzianum* currently qualifies as Least Concern – LC (IUCN 2012).

*Notes:* *Hypericum lorentzianum* is characterized by inflorescences with many relatively small flowers (7–10 mm in diameter), usually corymbiform (Figs. 9d, e), which is why it may be confused with *H. myrianthum* that has much smaller flowers (2–4 mm in diameter). *H. lorentzianum* belongs to the southeast South America clade (Fig. 1).

*Additional specimens examined:* ARGENTINA. Prov. Entre Rios: Dpto. Concordia, Yeruá, 15 Dec 1958, *I. Galli* 176 (SI!). Prov. Corrientes: Mercedes, Rincón del Ombú, 9 Feb 1960, *T.M. Pedersen* 5384 (LP!). Prov. Misiones: Dpto. Apóstoles, cerca de San José, 10 Oct 1977, *A.L. Cabrera* 28484 (SI!). Prov. Salta: Camino del alto Salta-Jujuy, 29 Jan 1947, *C.A. O'Donell* 4393 (MVFA!). BRAZIL. Rio Grande do Sul: Viamão, 2 Dec 2016, *C. Vogel Ely and M.B. Neves* 455 (ICN!). Santa Catarina: Grão Pará, 10 Mar 2005, *G. Hatschbach et al.* 78974 (MBM!). PARAGUAY. Dpto. Cordillera: Altos 'Cordillera de los Altos', 14 Nov 1902. *K. Friebrieg* 427 (BM [photo!]). Dpto. Guairá Tebicuary: Azucarera, Nov 1941, *T. Rojas* 9306 (BM [photo!]). URUGUAY. Dpto. Artigas: area a inundar por Represa Salto Grande, al sur del Arroyo Guaviyú, 19 Dec 1977, *Berreta s.n.* (MVFA 14995!). Dpto. Colonia: Conchillas, 8 Dec 2003, *M. Bonifacino* 1012 (MVFA!). Dpto. Maldonado: Punta Ballena, 31 Mar 1973, *Izaguirre s.n.* (MVFA 11999!). Dpto. Rivera: Picanso, Confusa, 18 Feb 2009, *C. Brussa et al. s.n.* (MVJB 27363!). Dpto. Salto: area a inundar por Represa Salto Grande, entre Arroyo Espinillar y Río Arapey, 22 Nov 1977, *O. del Puerto s.n.* (MVFA 14433!). Dpto. Treinta y Tres: Isla Patrulla, 20 Jan 1986, *O. del Puerto s.n.* (MVFA 18095!).

**13. *Hypericum microlicioides*** L.B.Sm., J. Wash. Acad. Sci. 48(10): 311. 1958. HOLOTYPE: Brazil, Santa Catarina: Campo Alegre, Morro Iquererim, 10 Dec 1956, *L.B. Smith & R. Klein* 8535 (US00037003 [photo!]; isotypes: NY00075913 [photo!], P02442084 [photo!], HBR0017818 [photo!], R000197296!).

Figs. 11a–c

*Description:* Subshrub, single-stemmed, always naked below and diffusely branched at apex; eglandular. Leaves opposite-decussate, free, chartaceous, imbricated and adpressed, narrowly elliptic to elliptic, apex obtuse to acute, base cuneate, margin not thickened; 1–4 pairs of secondary veins emerging from leaf base and ascending laterally to the midrib, secondary veins also emerging from the median region of the midrib and branching into connected arches, midrib prominent beneath. Inflorescence reduced to one flower, pedicels 3–6 mm long; bracts and bracteoles foliaceous. Flowers 30–33 mm in diameter. Sepals 5, equal to subequal, not recurved, narrowly elliptic, linear and punctiform glands absent or few tiny punctiform glands. Petals 5, yellow. Stamens arranged in a continuous ring; connective not prolonged. Styles 5, straight. Capsule ovoid. Seeds brown.


*Geographical distribution and ecology:* Brazil (SC and PR). Acronyms for the Brazilian political divisions are given in Table 3. *H. microlicioides* inhabits high altitude wetlands of Brazilian Atlantic Forest from 1,300 to 1,500 m. a.s.l.

*Conservation status:* *H. microlicioides* has not yet been included in any official Red List. The species has a restricted range, being registered in only two points, one in Serra do Quiriri (without exact location) and another in Serra do Araçatuba (nebular environment at Perdidos hilltop). Field expeditions to search *H. microlicioides* on its natural habitat was made, but only one subpopulation was found; however, more field effort in the vast potentially suitable areas inside both mountain range (Quiriri and Araçatuba) may probably reveal new subpopulations. Thus, due to its restricted range (AOO 8 km<sup>2</sup>), and absence of conservation actions, *H. microlicioides* was assessed as Critically Endangered under criterion B2ab(ii,iii,iv) (IUCN 2012).

*Notes:* *Hypericum microlicioides* differs from *H. rigidum*, species morphologically more similar, by having adpressed and imbricated leaves (vs. patent and not imbricated leaves), and large solitary flowers with shorter pedicels (solitary flowers of 30–33 mm in diameter with pedicels of 3–6 mm long vs. cymes with flowers of 15–20 (25) mm in diameter and primary pedicels of 4–20 mm long) (Fig. 11). *H. microlicioides* belongs to the southeast South America clade (Fig. 1).

*Additional specimens examined:* BRAZIL. Paraná: Guaratuba, Morro dos Perdidos, 21 Nov 2018, *C. Vogel Ely and F.R. Daronco* 525 (ICN!). Santa Catarina: Garuva, Serra do Quiriri, 3 Nov 2008, *A. Jachowicz* 19 (MBM!).





**Fig. 11** *Hypericum microlicioides* (a–c): a habit; b solitary flower; c leaves adpressed and imbricated, short pedicel also visible. *Hypericum rigidum* (d–e): d fertile branch showing patent leaves and the long primary pedicel; e flowers grouped in cymes. Photo: Eduardo Lozano (e).

**14. *Hypericum mutilum*** L., Sp. Pl. 2: 787. 1753. LECTOTYPE: U.S.A. Virginia, *s.d.*, Clayton 232 (BM000042223 [photo!]; isolectotype: BM000540494 [web!]).

Figs. 10c–e

*Description:* Small herb, usually single-stemmed, branched from base to apex, sometimes multi-stemmed, diffusely branched at base; glandular. Leaves opposite-decussate, free, membranous to chartaceous, patent, broadly ovate, broadly elliptic or suborbicular, apex obtuse to rounded, base truncate or rounded, rarely subcordate, margin not thickened; venation acrodromous, midrib slightly prominent beneath. Inflorescence 3–8 (–50) flowers, primary pedicels 0.5–1 mm long; bracts and bracteoles reduced. Flowers 2–4 mm in diameter. Sepals 5, subequal to unequal, not recurved, two outer oblong, obovate or ovate and three inner narrowly oblong to oblong, linear glands dense, distally punctiform. Petals (4) 5, yellow. Stamens isolated; connective not prolonged. Styles 3 or 4, straight. Capsule ellipsoid. Seeds yellow.

*Geographical distribution and ecology:* Argentina (BA, CR, ER, MI), Brazil (RS, SC, PR, SP, MG, and RJ), Paraguay (MI), and Uruguay (RI). Acronyms for the Argentinean, Brazilian, Paraguayan, and Uruguayan political divisions are given in Table 3. *H. mutilum* also occurs in Colombia, Peru, Ecuador, Dominican Republic, Honduras, Mexico, United States, Canada, Portugal, Poland, Italy, France, Soviet Union, the Hawaiian Islands, the Azores and New Zealand (Robson 1990). The species is habitat specialist, occurring always in floodplains, riverbanks, or near water bodies (wetlands).

*Conservation status:* *H. mutilum* was already included in the Brazilian national Red List (Martinelli and Moraes 2013). This species was also regionally evaluated for its extinction risk in Rio Grande do Sul state (Decreto 52.109 2014). Both assessments were made according to IUCN Red List Criteria. However, no global assessment exist for this species. *H. mutilum* is also included in the lists of priority species for conservation of Uruguay (Soutullo et al. 2009, 2013). The species is widespread, and while it is possibly declining in parts of its range, it is unlikely that any global population decline could meet (or be close to meeting) the threshold for Vulnerable. Therefore, *H. mutilum* is assessed as Least Concern – LC (IUCN 2012).

*Notes:* *Hypericum mutilum* is a small annual herb. The species is characterized by its densely to sparsely glandular stem, leaves with acrodromous venation, three styles with broadly capitate stigmas, and capsules usually ellipsoid (Table 2, Figs. 10c–e). *H. mutilum* seems to be distributed naturally through the SESA grasslands, but it does not belong to the southeast South America clade; indeed, this species is allocated within the sister clade, called ‘America-Asia-Africa’ (Fig. 1).

*Additional specimens examined:* ARGENTINA. Prov. Buenos Aires: Delta Del Parana, 8 Feb 1937, A. Burkart 8216 (SI!). Prov. Corrientes: Mburucuyá, 13 Jan 1951, T.M. Pedersen 944 (LP!). Prov. Entre Rios: Dpto. Concórdia, Yuqueri Grande, 25 Nov 1988, N.M. Bacigalupo et al. 899 (SI!). Prov. Misiones: Posadas, 25 Nov 1943, A. Burkart 14021 (SI!). BRAZIL. Minas Gerais: Carandaí, 15 Oct, 2012, M. Sobral et al. 15088 (HUFJSJ!). Paraná: Antonina, 22 Nov 1991, G. Hatschbach et al. 45101 (MBM!). Rio de Janeiro: Cantagalo, 1916, Brito 9 (R!, RBR). Rio Grande do Sul: Caxias do Sul, Criúva, S. Bordignon and A. Knob 1442 (ICN!). Santa Catarina: Urubici, 13 Dec 2015, C. Vogel Ely et al. 489 (ICN!). São Paulo: São Paulo, Santo Amaro, 27 Jan 1944, L. Roth 945 (UEC!). PARAGUAY. Dpto. Misiones: Santiago, 19 Oct 1967, T.M. Pedersen 8657 (SI!). URUGUAY. Dpto. Rivera: Tranqueras, 6 Oct 1954, B. Rosengurtt et al. *s.n.* (MVFA 62!).



**15. *Hypericum myrianthum*** Cham. & Schltdl., *Linnaea* 3: 123. 1828. LECTOTYPE: Uruguay, “in campis pratisque provinciarum meridionalium Brasiliae, Montevideo, ad fluvium Rio Negro, alibique frequentem”, 1822–1823, *Sellow s.n.* (HAL0014759 [photo!]).


Figs. 12a–c

*Description:* Subshrub, usually single-stemmed, branched from base to apex, eglandular. Leaves opposite-decussate, free, chartaceous, patent, narrowly obovate to obovate, apex rounded, obtuse or acute, base cuneate to parallel-sided, margin not thickened; venation hypodromous, midrib slightly prominent beneath. Inflorescence c. 25–250 ( $-\infty$ ) flowers, primary pedicels up to 1 mm long; bracts and bracteoles reduced. Flowers 2–5 mm in diameter. Sepals (4) 5, subequal to unequal, not recurved, two outer broadly rhombic, broadly elliptic or obovate and three inner narrowly oblong to oblong, narrowly elliptic or narrowly obovate, 2–4 linear glands, distally punctiform. Petals (4) 5, yellow. Stamens arranged in a continuous ring; connective not prolonged. Styles (2) 3, straight. Capsule ellipsoid. Seeds yellow.

*Geographical distribution and ecology:* Argentina (CR and MI), Brazil (RS), and Uruguay (CL, DU, LA, MA, RI, RN, RO, SA, SO, TA, and TT). Acronyms for the Argentinean, Brazilian, and Uruguayan political divisions are given in Table 3. *H. myrianthum* is habitat generalist, but it occurs preferentially in dry environments from sea level to 950 m.

*Conservation status:* *H. myrianthum* was already regionally evaluated for its extinction risk in Rio Grande do Sul state (Decreto 52.109 2014). The assessment was made according to IUCN Red List Criteria and regional adjustments using the LIVE System. However, no global assessment has yet been made for this species. Field expeditions and herbaria revision allowed us to trace the EOO polygon of the taxon reliably (EOO > 330 thousand km<sup>2</sup>). However, despite agricultural activities and afforestation (e.g., *Pinus*, *Acacia*, and *Eucalyptus*) seem to be the main threats to this species, *H. myrianthum* has much more subpopulations than we have gathered so far, and any value attributed to AOO would be unrealistic. Therefore, we choose to adopt a realistic attitude and exclude the inaccurate AOO datum from our assessment. Considering the species’ tolerance to anthropized environments and the EOO datum, *H. myrianthum* qualifies as Least Concern – LC (IUCN 2012).

*Notes:* *Hypericum myrianthum* is about 1 m tall and characterized by the lax inflorescences, usually corymbiform, with numerous tiny flowers. This species differs from *H. tamariscinum*, species morphologically more similar, by having internodes usually longer and visible (vs. shorter internodes often hidden by leaves), leaves with cuneate to parallel-sided base (vs. leaves with subcordate-amplexicaul or parallel-sided base), many lateral inflorescences (vs. none or few lateral inflorescences), and calyx without prominent veins (vs. calyx with prominent veins) (Figs. 12). *H. myrianthum* belongs to the southeast South America clade (Fig. 1).



**Fig. 12** *Hypericum myrianthum* (a–c): branch with numerous tiny flowers grouped in a terminal and many lateral lax inflorescences. *Hypericum tamariscinum* (d–e): d branch with numerous tiny flowers grouped in a terminal condensed inflorescence and leaves with subcordate-amplexicaul base; e habit and habitat.

*Additional specimens examined:* ARGENTINA. Prov. Corrientes: Dpto. Santo Tomé, 2 Feb 1976, A. Krapovickas and C.L. Cristóbal 29134 (MBM!). Prov. Misiones: Dpto. Candelaria, Candelaria, 21 Oct 2001, A.D. Giácomo s.n. (SPF 157464 [photo!], CTES). BRAZIL. Rio Grande do Sul: São Gabriel, 25 Nov 2015, C. Vogel Ely 482 (ICN!). URUGUAY. Dpto. Cerro Largo: ruta 8 km 374, 29 Nov 2001, G. Seijo et al. 2566 (SI!). Dpto. Durazno: Estancia Las Palmas, Mar 1922, C. Osten 16859 (MVM!). Dpto. Río Negro: Campo Sunhary, 20 Feb 1908, M.B. Berro 4220 (MVFA!). Dpto. Rivera: Tranqueras, Nov 1899, J. Arechavaleta s.n. (MVM 568!). Dpto. Salto: Daymán, 17 Dec 1905, M.B. Berro 2260 (MVFA!). Dpto. Soriano: Balza al Norte, 25 Dec 1913, M.B. Berro 7084 (MVFA!). Dpto. Tacuarembó: Gruta de los Cuervos, 18 Aug 1944, D. Legrand 3391 (MVM!). Dpto. Treinta y Tres: Quebrada de los Cuervos, Mar 1945, Rosengurt 4829 (MVFA!).

**16. *Hypericum pedersenii*** N.Robson, Bull. Brit. Mus. (Nat. Hist.), Bot. 20(1): 72. 1990. HOLOTYPE: Brazil, Rio Grande do Sul: Arroio dos Ratos, Faxinal, 10 Nov 1977, *Pedersen 11972* (BM001207325 [photo!]; isotypes: MBM163948!, G00355547 [photo!], MO2018350 [photo!], CTES0001808 & CTES0001809 [web!]).

Figs. 13a–b


*Description:* Shrub to subshrub, single-stemmed, naked below and diffusely branched at apex; eglandular. Leaves opposite-decussate, free, chartaceous to coriaceous, patent or adpressed and imbricated, narrowly elliptic, apex acute to rounded, base attenuate to parallel-sided, margin not thickened; venation hypodromous, midrib not prominent. Inflorescence 3–11 flowers, primary pedicels 1–2 mm long; bracts and bracteoles reduced. Flowers 10–12 mm in diameter. Sepals 5, equal, not recurved, narrowly ovate, 2 (4) linear glands, distally punctiform. Petals 5, light yellow. Stamens arranged in a continuous ring; connective not prolonged. Styles 3, straight. Capsule ovoid to globose. Seeds brown.

*Geographical distribution and ecology:* Brazil (RS). Acronyms for the Brazilian political divisions are given in Table 3. Rupicolous species, found in rocky outcrops from 150 to 600 m a.s.l.

*Conservation status:* *H. pedersenii* was already included in a regional Red List of Rio Grande do Sul state (Decreto 52.109 2014). However, since new locations were added to the species distribution in the last years, here we reevaluate its conservation status. Individuals of this species are found in isolated subpopulations, almost all located on disturbed areas. Mining activities and afforestation may be considered the main threats to this rupicolous and heliophytic species. That is, the high risk of global populational declines in the near future is mainly due to mining of the rocky outcrops in which *H. pedersenii* occurs, or by the long periods of shading caused by afforestation (e.g., *Pinus* or *Eucalyptus*) that surround subpopulations of this species. Therefore, under the criterion B, *H. pedersenii* met the subcriteria B1 (EOO 2,241 km<sup>2</sup>) and B2 (AOO 24 km<sup>2</sup>), qualifying as Endangered – EN B1ab(iii,iv)+2ab(iii,iv) (IUCN 2012).

*Notes:* *Hypericum pedersenii* differs from *H. salvadorensis*, species morphologically more similar, by having narrow equal sepals that are never recurved (vs. broad subequal to unequal sepals, often distally recurved), and leaves with attenuated to parallel-sided base (vs. leaves with subcordate base, rarely parallel-sided) (Fig. 13). *H. pedersenii* belongs to the southeast South America clade (Fig. 1).





**Fig. 13** *Hypericum pedersenii* (a–b): a fertile branch showing the attenuated to parallel-sided leaves base; b habit and habitat. *Hypericum salvadorensis* (c–e): c fertile branch showing the subcordate leaves base; d fertile branch showing the distally recurved sepals; e habit and habitat.

*Additional specimens examined:* BRAZIL. Rio Grande do Sul: Arroio dos Ratos, Cerro Gateado, 15 Jan 2016, C. Vogel Ely and S. Bordignon 480 (ICN!); Nova Petrópolis, Linha Brasil Fundos, 11 Mar 2012, M. Grings and L.L. Mosher 1647 (ICN!); São Jerônimo, 16 Jan 2016, C. Vogel Ely and S. Bordignon 479 (ICN!).

**17. *Hypericum piriiai*** Arechav., Anales Mus. Nac. Montevideo 3: 108. 1898. LECTOTYPE: Uruguay, Maldonado: “colinas de Pan de Azúcar cerca del Castillo de Piriápolis”, *s.d.*, J. Arechavaleta *s.n.* (MVM No. 564!; isolectotypes: MVM No. 564!, US00114095 [photo!]).


Figs. 14a–e

*Description:* Subshrub, single-stemmed or multi-stemmed, usually branched at base; glandular. Leaves opposite-decussate, rarely 3-whorled, free, coriaceous, patent, linear, apex acute, base parallel-sided, margin not thickened; venation hypodromous, midrib prominent beneath. Inflorescence 1–15 flowers, primary pedicels 2–5 mm long; bracts and bracteoles reduced. Flowers 10–15 mm in diameter. Sepals 5, unequal, not recurved, two outer elliptic and three inner oblong, linear and punctiform glands dense. Petals 5, light yellow. Stamens arranged in three fascicles; connective not prolonged. Styles 3, straight. Capsule ovoid. Seeds black.

*Geographical distribution and ecology:* Brazil (RS, SC, PR and SP) and Uruguay (CL, LA, MA, and TT). Acronyms for the Brazilian and Uruguayan political divisions are given in Table 3. Different from most non-Andean *Hypericum* species that have aggregate distribution, individuals of *H. piriiai* are found sparsely distributed by the landscape. *H. piriiai* inhabits dry and stony grasslands from sea level to 1,000 m.

*Conservation status:* *H. piriiai* was already regionally evaluated for its extinction risk in Rio Grande do Sul state (Decreto 52.109 2014). The assessment was made according to IUCN Red List Criteria and regional adjustments using the LIVE System. However, no global assessment has yet been made for this species. Furthermore, although it has different criteria and objectives, it is worth noting that *H. piriiai* is also included in the lists of priority species for conservation of Uruguay (Soutullo et al. 2009, 2013). Afforestation (e.g., *Pinus*, *Acacia*, and *Eucalyptus*), mining and agricultural activities may be considered the main threats to this species. Our field knowledge and herbaria revision allowed us to trace the EOO polygon of the taxon reliably (EOO > 298 thousand km<sup>2</sup>). On the other hand, for *H. piriiai*, our best estimate of AOO is still underestimated. Therefore, we choose to adopt a realistic attitude and exclude the inaccurate AOO datum from our assessment. The species is possibly declining in parts of its range, but it is still unlikely that any global population decline could meet (or be close to meeting) the threshold for Vulnerable. Therefore, considering the EOO datum, *H. piriiai* currently qualifies as Least Concern – LC (IUCN 2012).





**Fig. 14** *Hypericum piriái* (a–e): **a** fertil branch; **b** flower showing stamens grouped in three fascicles; **c** leaves linear and coriaceous; **d** capsules and unequal sepals; **e** black seeds. Photos: Gabriel E. Ferreira (a, b).



*Notes:* unlike all other *Hypericum* species allocated in the southeast South America clade, *H. piriiai* is characterized by its densely to sparsely glandular stem (vs. eglandular stem), stamens grouped in three fascicles (vs. stamens arranged in a continuous ring), and black seeds (vs. yellow to brown seeds) (Table 2, Fig. 14). We want to emphasize that flowers obconic to pseudo-tubular were described for *H. piriiai* (Robson 1987, 2012), but we have never observed such characteristic. *H. piriiai* has stellate corolla, as well as all other *Hypericum* species from SESA grasslands (Fig. 14a, b). The only observed difference between the other non-Andean species and *H. piriiai* is related to corolla movement. That is, *H. piriiai* closes its flowers with the petals straight, similar to a tube, which might have generated the misinterpretation of the corolla shape, while petals from species of the clade roll up in a cartridge form (Fig. 2d). *H. piriiai* is distributed exclusively in SESA grasslands, but it does not belong to the southeast South America clade; indeed, it is allocated as sister to the remaining *Brathys* s.l. group (Fig. 1).

*Additional specimens examined:* BRAZIL. Paraná: Ponta Grossa, Parque Estadual Vila Velha, 13 Nov 2016, *L.N. da Silva* 738 (ICN!). Rio Grande do Sul: Porto Alegre, Morro São Pedro, 13 Oct 2006, *R. Setubal et al.* 418 (ICN!). Santa Catarina: Abelardo Luz, 15 Nov 1964, *L.B. Smith and R.M. Klein* 13305 (US [photo!]). São Paulo: São Paulo, Santo Amaro, 3 Nov 1943, *L. Roth* 822 (CESJ!). URUGUAY. Dpto. Cerro Largo: estancia Perdomo, 10 Nov 1965, *Arrillaga et al.* 2391 (MVFA!). Dpto. Lavalleja: salto del Penitente, 24 Nov 1990, *E. Marchesi s.n.* (MVFA 19975!). Dpto. Maldonado: Punta Ballena, 12 Oct 1956, *Arrillaga* 420 (MVFA!). Dpto. Treinta y Tres: quebrada de los cuervos, 24 Jan 1967, *B. Rosengurtt and O. del Puerto* 10753 (MVFA!).

**18. *Hypericum pleiostylum*** C.Rodr.Jim., Mem. Soc. Cienc. Nat. La Salle 33(94–95): 118. 1973. HOLOTYPE: Brazil, Minas Gerais: Caldas, Nov 1869, *A.F. Regnell in herb. Regnelli Ser. III, No. 1732* (UPS No. V-930159 [photo!]; isotype: UPS No. V-930160 [photo!]).

*Description:* Robson (1990), Rodríguez Jiménez (1973).

*Geographical distribution and ecology:* Brazil (MG and RJ). Acronyms for the Brazilian political divisions are given in Table 3. *H. pleiostylum* has only two collection points (without exact location), both in humid environments (e.g., river bank).

*Conservation status:* *H. pleiostylum* is only known by the type specimens, and there is no accurate information about collection localities (last seen in 1876). It is possible that *H. pleiostylum* occurs within a protected area (Parque Nacional do Itatiaia), but the plant search gets a little more complicated because it is a small annual herb. That is, only someone with an eye trained to see small herbs and doing fieldwork in the right season could find this species. Besides, it is known that even inside the National Parks like Itatiaia, illegal activities such as pasture and agriculture threaten local biodiversity (Costa et al. 2015). This species could possibly be extinct, but intensive field effort is needed to identify if it is still extant. Hence, due to the restricted range of *H. pleiostylum* and its latent extinction risk, this species was assessed as Critically Endangered (Possibly Extinct) under criterion B2ab(ii,iii) (IUCN 2012).

*Notes:* *Hypericum pleiostylum* resembles *H. mutilum* by its habit and habitat but can be differentiated from it by the styles number. That is, *H. mutilum* has three or four styles, and *H. pleiostylum* have five or more styles. By its restricted distribution in SESA grasslands, flowers

grouped in cymes, and stem without glands, *H. pleiostylum* probably belongs to the southeast South America clade.

*Additional specimens examined:* BRAZIL. Minas Gerais: Caldas, 20 Nov 1873, *H. Mosén* 823 (P [photo!]). Rio de Janeiro: Itatiaia, 20 Nov 1876, *A. Glaziou* 8284 (R!, P [photo!]).

**19. *Hypericum polyanthemum*** Klotzsch ex Reichardt, Fl. Bras. 12(1): 189. 1878. NEOTYPE: Brazil, *s.loc.*, 1823–1828, *Sellow s.n.* (K000815950 [photo!]).

Figs. 3c–d

*Description:* Small herb or subshrub, multi-stemmed, usually diffusely branched at base, sometimes single-stemmed, unbranched or branched from base to apex; eglandular, rarely few glands nearby or at inflorescence. Leaves opposite-decussate, rarely 3-whorled, free, chartaceous, patent, linear to narrowly oblong, apex obtuse to rounded, base subcordate-amplexicaul, margin not thickened; venation usually hypodromous, sometimes actinodromous, midrib prominent beneath. Inflorescence 3–30 flowers, primary pedicels 1–3.5 mm long; bracts and bracteoles reduced. Flowers 12–20 mm in diameter. Petals 5, yellow, usually tinged in red below. Sepals 5, unequal, rarely subequal, usually distally recurved, two outer broadly elliptic to elliptic and three inner narrowly elliptic to elliptic or oblong, linear glands dense, distally punctiform. Stamens arranged in a continuous ring; connective not prolonged. Styles 3, 4 or 5, straight. Capsule ovoid to globose. Seeds yellow.

*Geographical distribution and ecology:* Argentina (CR), Brazil (RS and SC), and Uruguay (AR, CL, RI, and TA). Acronyms for the Argentinean, Brazilian, and Uruguayan political divisions are given in Table 3. Here we report the first record of *H. polyanthemum* for Argentina, increasing its known distribution by more than 100 km to the west. The species is more often found in parts of rocky outcrops where there is an accumulation of organic matter and moisture and less frequently in dry and stony grasslands, in either case from sea level to 1,100 m.

*Conservation status:* *H. polyanthemum* was already regionally evaluated for its extinction risk in Rio Grande do Sul state (Decreto 52.109 2014). The assessment was made according to IUCN Red List Criteria and regional adjustments using the LIVE System. However, no global assessment has yet been made for this species. Furthermore, although it has different criteria and objectives, it is worth noting that *H. polyanthemum* (called by its synonym *H. rivulare* Arechav.) was also included in the lists of priority species for conservation of Uruguay (Soutullo et al. 2009, 2013). Afforestation (e.g., *Pinus*, *Acacia*, and *Eucalyptus*), mining and agricultural activities may be considered the main threats to this species. Our field knowledge and herbaria revision allowed us to trace the EOO polygon of the taxon reliably (EOO > 198 thousand km<sup>2</sup>). On the other hand, for *H. polyanthemum*, our best estimate of AOO is still underestimated. Therefore, we choose to adopt a realistic attitude and exclude the inaccurate AOO datum from our assessment. The species is possibly declining in parts of its range, but it is still unlikely that any global population decline could meet (or be close to meeting) the threshold for Vulnerable. Therefore, considering the EOO datum, *H. polyanthemum* currently qualifies as Least Concern – LC (IUCN 2012).

*Notes:* *Hypericum polyanthemum* differs from *H. austrobrasiliense*, species morphologically more similar, by its leaves with subcordate-amplexicaul base (vs. leaves with parallel-sided base), and the strongly unequal and distally recurved sepals (vs. equal to subequal sepals, never recurved) (Fig. 3). *H. polyanthemum* belongs to the southeast South America clade (Fig. 1).

*Additional specimens examined:* ARGENTINA. Prov. Corrientes: Dpto. San Martín, Tres Cerros, 16 Sep 1979, A. Schinini et al. 18595 (CTES!, MBM!). BRAZIL. Rio Grande do Sul: Bagé, Rincão do Inferno, 14 Sep 2017, C. Rabuske and M. Köhler 67 (ICN!). Santa Catarina: Sombrio, 9 Oct 1945, R. Reitz 1965 (US [photo!]). URUGUAY. Dpto. Artigas: nacimiento del arroyo Pintado Grande, 29 Oct 1991, Brescia et al. s.n. (MVFA 22050!). Dpto. Cerro Largo: Sierra de Ríos, 21 Oct 1992, Izaguirre et al. s.n. (MVFA 21073!). Dpto. Rivera: Arroyo Lunarejo, 15 Nov 1983, C. Brussa et al. s.n. (MVJB 21369!). Dpto. Tacuarembó: Valle Edén, 26 Jan 2013, N. O'Leary 651 (SI!).

**20. *Hypericum rigidum*** A.St.-Hil., Fl. Bras. Merid. 1: 336. 1828. LECTOTYPE: Brazil, Paraná: “crescit ad rivulos prope urbem Curityba, in parte australi provinciae Sancti Pauli”, 1820, A. de Saint-Hilaire C2-1631 pro parte (P00798956 [photo!]; isolectotype: P00798957 [photo!]).

Figs. 11d–e

*Description:* Shrub to subshrub, single-stemmed, usually naked below and diffusely branched at apex; eglandular. Leaves opposite-decussate, free, chartaceous to coriaceous, patent, narrowly to broadly oblong, narrowly to broadly elliptic, apex acute, obtuse or rounded, base truncate, cuneate or subcordate, margin not thickened; 1–6 pairs of secondary veins emerging from leaf base and ascending laterally to the midrib, secondary veins also emerging from the median region of the midrib and branching into connected arches, midrib prominent beneath. Inflorescence 1–20 (–33) flowers, primary pedicels 4–20 mm long; bracts and bracteoles foliaceous, rarely reduced. Flowers 15–20 (–25) mm in diameter. Sepals 5, equal, not recurved, narrowly oblong, linear and punctiform glands sparse. Petals 5, yellow to dark orange. Stamens arranged in a continuous ring; connective not prolonged. Styles 5, straight. Capsule ovoid. Seeds yellow.

*Geographical distribution and ecology:* Brazil (RS, SC, PR, SP, MG, and RJ). Acronyms for the Brazilian political divisions are given in Table 3. Here we report the first record of *H. rigidum* for Rio de Janeiro state (Brazil), increasing its known distribution by more than 50 km to the east. The species is habitat specialist, occurring in floodplains, bogs, peatlands, riverbanks, or near water bodies (wetlands) of Brazilian Atlantic Forest and Cerrado, occurring mainly from 900 and 1,700 m a.s.l.

*Conservation status:* *H. rigidum* was already included in a regional Red List of Rio Grande do Sul state (Decreto 52.109 2014). The assessment was made according to IUCN Red List Criteria and regional adjustments using the LIVE System. However, no global assessment has yet been made for this species. Individuals of this species are found in small and isolated subpopulations, almost all located on disturbed areas. Habitats suitable (wetlands) for *H. rigidum* have been severely converted mainly into agricultural areas (e.g., soybean) and afforestation (e.g., *Pinus*). Such economic activities are extremely compromising for heliophytic species as *H. rigidum* and, probably represent the main threat for this and many other *Hypericum* species. Considering

that *H. rigidum* occurs in severely fragmented habitats and has experienced or will tend to experience global populational decline soon, it may be considered a species of elevated conservation concern. Under the criterion B, *H. rigidum* does not meet the subcriterion B1 (EOO > 495 thousand km<sup>2</sup>) but meet the subcriterion B2 (AOO 260 km<sup>2</sup>), qualifying as Endangered – EN B2ab(ii,iii,iv,v) (IUCN 2012).

*Notes:* *Hypericum rigidum* is characterized by the foliaceous bracts, a very long primary pedicel, and a characteristic venation pattern. Foliaceous bracts and venation pattern are characteristics shared with *H. microlicioides*, of which can be differentiated by having patent leaves (vs. adpressed leaves), smaller flowers arranged in cymose inflorescences (vs. large solitary flowers), and primary pedicels much longer (Fig. 11). Despite the wide morphological variation of *H. rigidum*, we dispense the use of infraspecific categories and treat the species in a broad sense (Vogel Ely et al. 2018). *H. rigidum* belongs to the southeast South America clade (Fig. 1).

*Additional specimens examined:* BRAZIL. Minas Gerais: Passa Quatro, 22 Apr 1948, A. Barbosa 144 (NY [photo!]). Paraná: Tijucas do Sul, Rincão, 28 Apr 1974, G. Hatschbach 34336 (MBM!, RB!). Rio Grande do Sul: São Francisco de Paula, 13 Nov 2015, C. Vogel Ely and S. Bordignon 435 (ICN!). Santa Catarina: Porto União, 3 Feb 1957, L.B. Smith and R.M. Klein 10719 (US [photo!]). São Paulo: São Paulo, 9 Jan 1946, F.K. Rawitscher 182 (SPF [photo!]).

**21. *Hypericum robsonii*** H.A.Keller & S.Crockett, *Phyton* (Horn) 55(1): 20. 2015. HOLOTYPE: Argentina, Misiones Province: Department of Candelaria, Loreto, 31 Oct 2013, H.A.Keller, Ramírez & Franco 11752 (CTES [n.v.]; isotype: BM [n.v.]

Figs. 4c–d

*Description:* Small herb, multi-stemmed, diffusely branched at base; eglandular. Leaves 3–4-whorled, free, chartaceous, patent, linear or narrowly elliptic to narrowly oblong, apex strongly acute to acuminate, base parallel-sided or slightly attenuate, margin not thickened; venation hypodromous, midrib prominent beneath. Inflorescence reduced to 1 flower, primary pedicels 2–10 mm long; bracts and bracteoles foliaceous. Flowers c. 20 mm in diameter. Sepals 6 (7) 8, equal to subequal, not recurved, narrow triangular, linear glands absent, punctiform glands dense. Petals 6 (7) 8, yellow. Stamens arranged in a continuous ring, connective not prolonged. Styles 3, 4 or 5, straight. Capsule usually pyriform or obovoid. Seeds yellow to light brown.

*Geographical distribution and ecology:* Argentina (MI). Acronyms for the Argentinean political divisions are given in Table 3. *H. robsonii* was only found growing in sandy grasslands at 118 m a.s.l. (Keller and Crockett 2015).

*Conservation status:* *H. robsonii* was already assessed for the IUCN Red List, qualifying as Critically Endangered (Keller and Crockett 2015). The species does not occur in any protected area, and despite the threats and restricted range, this species has not yet been included in any official Red List.

*Notes:* *Hypericum robsonii* is a small plant, characterized by its patent leaves, arranged in three to four whorls, solitary flowers with six to eight sepals and petals, and capsules usually pyriform or obovoid (Figs. 4c, d). *H. robsonii* belongs to the southeast South America clade (Fig. 1).

*Additional specimens examined:* ARGENTINA. Prov. Misiones: Dpto. Candelária, Loreto, 2 Dec 2013, *H.A. Keller et al.* 11874 (CTES, ICN!).

**22. *Hypericum salvadoreense*** N.Robson, Bull. Brit. Mus. (Nat. Hist.), Bot. 20(1): 79. 1990. HOLOTYPE: Brazil, Rio Grande do Sul: São Salvador, Dec 1941, *Leite 734* (NY00075924 [photo!]).

Figs. 13c–e

*Description:* Shrub to subshrub, single-stemmed, usually naked below and diffusely branched at apex; eglandular. Leaves opposite-decussate, rarely 3- whorled, free, chartaceous to coriaceous, patent, narrowly oblong to oblong, narrowly ovate to ovate, rarely obovate, apex obtuse to rounded-cucullate, base subcordate, rarely parallel-sided, margin not thickened; venation hypodromous, midrib not prominent. Inflorescence 3–31 flowers, primary pedicels 0.5–2 mm long; bracts and bracteoles foliaceous. Flowers 8–12 mm in diameter. Sepals 5, subequal to unequal, often distally recurved, two outer broadly rhombic to ovate and three inner oblong to elliptic, (2) 4 (6) linear glands, distally punctiform. Petals 5, light yellow to yellow. Stamens arranged in a continuous ring; connective not prolonged. Styles 3 (4), straight. Capsule ovoid to globose. Seeds brown.

*Geographical distribution and ecology:* Brazil (RS and SC). Acronyms for the Brazilian political divisions are given in Table 3. Rupicolous species, found in rocky outcrops from 100 to 1,200 m a.s.l.

*Conservation status:* *H. salvadoreense* was already included in a regional Red List of Rio Grande do Sul state (Decreto 52.109 2014). However, no global assessment has yet been made for this species. Individuals of this species are found in isolated subpopulations, almost all located on disturbed areas. For *H. salvadoreense*, many threats are acting on different subpopulations. Although livestock seems a good way to maintain the native grasslands, *H. salvadoreense* seems threatened by this activity. Livestock farming seems to be responsible for the reduction in the number of individuals of this species. That is, rocky grasslands in which *H. salvadoreense* occurs often has little supply of forage stimulating the cattle to eat the aboveground part of plants, and probably reducing the reproductive success of this species. Cattle trampling can also be considered a threat factor, since hinders seedling recruitment. We realized the threatening effects of livestock when we observed the contrasting number of mature individuals from adjacent areas with and without cattle. Habitat loss by the invasive alien species (e.g., *Urochloa*) and afforestation are threats that were also noted acting on different *H. salvadoreense* subpopulations. Therefore, under the criterion B, *H. salvadoreense* did not meet the subcriterion B1 (EOO 40,794 km<sup>2</sup>) but met the subcriterion B2 (AOO 48 km<sup>2</sup>), qualifying as Endangered – EN B2ab(iii,iv,v) (IUCN 2012).

*Notes:* *Hypericum salvadoreense* differs from *H. pedersenii*, species morphologically more similar, by having broad unequal or subequal sepals that usually are recurved (vs. narrow equal



sepals, not recurved), and leaves with subcordate base (vs. leaves with attenuate to parallel-sided base) (Fig. 13). *H. salvadorensis* belongs to the southeast South America clade (Fig. 1).

*Additional specimens examined:* BRAZIL. Rio Grande do Sul: Glorinha, Maracanã, 5 Nov 2015, C. Vogel Ely and S. Bordignon 396 (ICN!); Encruzilhada do Sul, Cerro São Salvador, 27 Nov 2012, C. Vogel Ely et al. 114 (ICN!). Santa Catarina: Paniel, 29 Jan 2015, C. Vogel Ely and K. Helmicki 388 (ICN!).

**23. *Hypericum tamariscinum*** Cham. & Schltld., *Linnaea* 3: 124. 1828. LECTOTYPE: Uruguay, “in provincia Montevideo Brasiliae australis”, 1821–1826, *Sellow 617* (HAL0015024 [photo!]; isoelectotype: M-0112222 [photo!]).

Figs. 12d–e

*Description:* Subshrub, multi-stemmed, difusely branched at base, rarely at apex; eglandular. Leaves opposite-decussate, free, chartaceous to coriaceous, frequently adpressed and imbricate, narrowly oblong to oblong, narrowly ovate to ovate, narrowly elliptic to elliptic, rarely obovate, apex obtuse to rounded, base subcordate-amplexicaul or parallel-sided, margin not thickened; venation hypodromous, midrib slightly prominent beneath. Inflorescence c. 18–95 flowers, primary pedicels 1–2 mm long; bracts and bracteoles reduced. Flowers 2–5 mm in diameter. Sepals 5, unequal, not recurved, elliptic to broadly elliptic, 4–6 linear glands, distally punctiform. Petals (4) 5, light yellow to yellow. Stamens arranged in a continuous ring; connective not prolonged. Styles (2) 3 or 4, straight. Capsule globose or ovoid. Seeds yellow to light brown.

*Geographical distribution and ecology:* Brazil (RS) and Uruguay (CL, LA, and MA). Acronyms for the Brazilian and Uruguayan political divisions are given in Table 3. *H. tamariscinum* occurs in dry and stony grasslands or rocky outcrops from sea level to 200 m a.s.l.

*Conservation status:* Some records of *H. tamariscinum* included on this evaluation are very old, and we could not verify if they still exist in nature (more than 100 years since the last collection). Therefore, since most *Hypericum* species occur on disturbed areas, field effort is needed to identify which subpopulations are still extant. One subpopulation we know in the field occurs in a livestock area and is surrounded by afforestation of *Eucalyptus*, which probably is the main threat to this species. For the other two living subpopulations, we could not detect threats. Therefore, under the criterion B, *H. tamariscinum* does not meet the subcriterion B1 (EOO > 109 thousand km<sup>2</sup>) but meet the subcriterion B2 (AOO 28 km<sup>2</sup>), qualifying as Endangered – EN B2ab(i,ii,iii,iv) (IUCN 2012).

*Notes:* *Hypericum tamariscinum* is a small leafy plant, about 30 cm tall, and characterized by the condensed inflorescences with numerous tiny flowers (Figs. 12d, e). This species differs from *H. myrianthum*, species morphologically more similar, by having multiple stems generally arising at the base, shorter internodes often hidden by the leaves that usually have subcordate-amplexicaul base (vs. leaves with cuneate to parallel-sided base), none or few lateral inflorescences (vs. many lateral inflorescences), and calyx with prominent veins (vs. calyx without prominent veins). *H. tamariscinum* belongs to the southeast South America clade (Fig. 1).

*Additional specimens examined:* BRAZIL. Rio Grande do Sul: Capão do Leão, 1 Nov 2012, *F.P. Torchelsen s.n.* (ICN 157797!). URUGUAY. Dpto. Cerro Largo: Isla de Zapata, 24 Jan 1877, *J. Arechavaleta 3434* (MVM!). Dpto. Lavalleja: Fuente Salus, Nov 1941, *A. Lombardo 6144* (MVJB!). Dpto. Maldonado: Sierra de las Animas, 19 Jan 1996, *M. Bonifacino s.n.* (MVFA 25455!).

**24. *Hypericum teretiusculum*** A.St.-Hil., Fl. Bras. Merid. 1: 331. 1828. LECTOTYPE: Brazil, [Paraná], “prope flumen Tarerè [Itararé], in parte australi provinciæ Sancti Pauli”, 1820, *A. de Saint-Hilaire C2-1385* (P00798964 [photo!]; isolectotype: P00798965 [photo!]).

Figs. 7c–d

*Description:* Subshrub, single-stemmed, branched from base to apex; single-stemmed. Leaves opposite-decussate, free to  $\frac{1}{3}$  connate at the base, chartaceous to coriaceous, patent; broadly ovate to broadly elliptic, apex acute to rounded, base truncate, rounded or subcordate, margin not thickened; venation brochidodromous, midrib prominent beneath. Inflorescence 10–60 (–80) flowers, primary pedicels 3–4 mm long; bracts and bracteoles reduced. Flowers 15–20 (–25) mm in diameter. Sepals 5, equal to subequal, not recurved, ovate, elliptic or narrowly oblong to oblong, linear glands dense, distally punctiform. Petals 5, yellow to golden yellow. Stamens arranged in a continuous ring; connective not prolonged. Styles 5, straight. Capsule ovoid. Seeds yellow to light brown.

*Geographical distribution and ecology:* Argentina (MI), Brazil (RS, SC, PR, and SP) and Paraguay (GU). Acronyms for the Argentinean, Brazilian, and Paraguayan political divisions are given in Table 3. Here we report the first record of *H. teretiusculum* for Argentina, and although the possible occurrence of this species has already been indicated for São Paulo state (Robson 1990; Bittrich 2003), here we also report the first record of *H. teretiusculum* for this Brazilian State, increasing its known distribution by more than 50 km to the north. *H. teretiusculum* inhabits dry grasslands from 100 to 1,100 m a.s.l.

*Conservation status:* *H. teretiusculum* was already included in a regional Red List of Rio Grande do Sul state (Decreto 52.109 2014). The assessment was made according to IUCN Red List Criteria and regional adjustments using the LIVE System. However, no global assessment has yet been made for this species. Individuals of this species are usually found in small and isolated subpopulations, located mainly on disturbed areas (e.g., roadsides). Considering that afforestation and agricultural activities are accelerating the fragmentation of suitable habitats of this species, we can expect some populational decline soon. Roads construction, or even its maintenance, can also be considered an imminent threat to those subpopulations that occur roadsides. Our field knowledge and herbaria revision allowed us to trace the EOO polygon of the taxon reliably (EOO > 365 thousand km<sup>2</sup>). On the other hand, for *H. teretiusculum*, our best estimate of AOO is still underestimated. Therefore, we choose to adopt a realistic attitude and exclude the inaccurate AOO datum from our assessment. The species is possibly declining in parts of its range, but it is still unlikely that any global population decline could meet (or be close to meeting) the threshold for Vulnerable. Therefore, considering the EOO datum, *H. teretiusculum* currently qualifies as Least Concern – LC (IUCN 2012).

*Notes:* *Hypericum teretiusculum* is more commonly confused with *H. caprifoliatum* and *H. connatum*, of which can be differentiated by the brochidodromous venation of leaves and

narrowly triangular bracts that are bigger than 2 mm in length (*H. caprifoliatum*), and by the absence of leaves with thickened margin (*H. connatum*) (Fig. 7c, d). Heterophylly is common in this species. *H. teretiusculum* belongs to the southeast South America clade (Fig. 1).

*Additional specimens examined:* ARGENTINA. Prov. Misiones: Dpto. Apóstoles, Apóstoles, 8 Dec 1986, C.C. Xifreda and S. Maldonado 383 (SI!). BRAZIL. Paraná: Ponta Grossa, 6 Jan 2016, C. Vogel Ely et al. 505 (ICN!); Porto Amazonas, 16 Dec 1929, Gurgel (RB 120878!). Rio Grande do Sul: Cachoeira do Sul, 14 Dec 2015, C. Vogel Ely et al. 146 (ICN!); São Francisco de Paula, 21 Nov 2012, S. Bordignon and G. von Poser s.n. (ICN 157789!). Santa Catarina: Bom Retiro, 19 Jan 2013, C. Vogel Ely et al. 494 (ICN!); Vargem, 1 Nov 2015, C. Vogel Ely and R. Trevisan 412 (ICN!). São Paulo: Itapeva, 23 Apr 2008, J.B. Baitello et al. 2141 (HUEFS!). PARAGUAY. Dpto. Guairá: Villarrica, 5 Oct 1905, E. Hassler 8758 (K [photo!]).

**25. *Hypericum ternum*** A.St.-Hil., Fl. Bras. Merid. 1: 330. 1828. LECTOTYPE: Brazil, Paraná: [Palmeira], “prope pagulum vulgò Fregesia nova, in parte australi provinciæ Sancti Pauli dictâ Distrito de Curityba”, Mar 1820, A. de Saint-Hilaire C2-1585 (P00798962 [photo!]; isolectotype: P00798963 [photo!]).

Figs. 8c–d

*Description:* Subshrub, single-stemmed, branched asymmetrically at apex, eglandular. Leaves opposite-decussate or 3-whorled, free, coriaceous, imbricated and adpressed, narrowly elliptic to elliptic, narrowly oblong or narrowly ovate, apex acute, base subcuneate, subcordate or parallel-sided; margin not thickened; venation hypodromous, midrib not prominent. Inflorescence 3–7 flowers, primary pedicels 1–2 mm long; bracts and bracteoles reduced. Flowers 10–20 mm in diameter. Sepals 5, subequal, not recurved, narrowly ovate to ovate or narrowly oblong to oblong, linear glands sparse, punctiform glands dense. Petals 5, light yellow to yellow. Stamens arranged in a continuous ring; connective not prolonged. Styles 3, straight. Capsule globose. Seeds light brown.

*Geographical distribution and ecology:* Brazil (RS, SC, PR, SP, and MG). Acronyms for the Brazilian political divisions are given in Table 3. *H. ternum* inhabits dry and stony grasslands of Brazilian Atlantic Forest and Cerrado, occurring mainly between 800 and 1,800 m a.s.l.

*Conservation status:* *H. ternum* was already included in a regional Red List of Rio Grande do Sul state (Decreto 52.109 2014). The assessment was made according to IUCN Red List Criteria and regional adjustments using the LIVE System. However, no global assessment has yet been made for this species. Some subpopulations of *H. ternum* occurs within protected areas (e.g., Parque Estadual da Serra do Papagaio). Nevertheless, habitats suitable for *H. ternum* are being reduced mainly due to agricultural activities (e.g., soybean) and afforestation (e.g., *Pinus*, *Eucalyptus*, and *Malus*). These economic activities are extremely compromising for heliophytic species as *H. ternum* and, probably represent the main threat for this and many other *Hypericum* species. Herbaria revision and field knowledge allowed us to trace the EOO polygon of the taxon reliably (EOO > 276 thousand km<sup>2</sup>). On the other hand, for *H. ternum*, our best estimate of AOO is still underestimated. Therefore, we choose to adopt a realistic attitude and exclude the inaccurate AOO datum. The species is possibly declining in parts of its range, but it is still unlikely that any global population decline could meet (or be close to meeting) the threshold

for Vulnerable. Therefore, considering the abundance of the species within its distribution range and the EOO datum, *H. ternum* currently qualifies as Least Concern – LC (IUCN 2012).

*Notes:* *Hypericum ternum* is sometimes confused with *H. cordiforme*, species morphologically most similar, of which can be differentiated by its stem with many lateral branches (vs. stem without or with few lateral branches), arranged asymmetrically (vs. symmetrically arranged), short internodes, and narrow leaves that are usually imbricated and adpressed, often arranged in three whorls (vs. cordiform leaves that are more often patent and never arranged in three whorls) (Figs. 8c, d). Heterophylly is common in this species. *H. ternum* belongs to the southeast South America clade (Fig. 1).

*Additional specimens examined:* BRAZIL. Minas Gerais: Alagoa, Parque Estadual Serra do Papagaio, 9 Nov 2007, L. Echternacht et al. 1538 (RB!); Cachoeira do Campo, 28 Jun 1941, M. Barreto and A.P. Viegas 6365 (UEC!, NY [photo!]). Paraná: Curitiba, 23 Nov 1970, G. Hatschbach 25605 (MBM!); Lapa, Serrinha, 13 Oct 1946, O. Curial 488 (MBM!); Palmeira, 20 Oct 1989, V. Nicolack and J. Cordero 63 (HUEFS [photo!]). Rio Grande do Sul: Cambará do Sul, Itaimbezinho, 3 Dec 1971, M.L. Porto et al. (ICN 9316!). Santa Catarina: Balsa Nova, 12 Oct 1999, A. Dunaiski Jr. and W. do Amaral 1375 (UPCB!); São Bento do Sul, Rio Vermelho, 24 Nov 2013, P. Schwirkowski 81 (FURB!). São Paulo: [São José do Barreiro], Serra da Bocaina, 23 Apr 1953, A.C. Brade 20699 (HB!, P [photo!]).

#### ACKNOWLEDGEMENTS

CVE thanks Neotropical Grassland Conservancy for financial support in the field activities and herbaria revision, and to Coordenação de Aperfeiçoamento de Pessoal de Nível Superior (CAPES, finance code 001) and Conselho Nacional de Desenvolvimento Científico e Tecnológico (CNPq, grant 141635/2015-0) for awarding her scholarships. SALB thanks for his Research Productivity grant. We are deeply grateful to Eudes Maria Stiehl-Alves and Leonardo Nogueira da Silva for their helpful assistance in laboratory activities and phylogenetic analyses, and to all who directly or indirectly assisted us in the numerous field trips and herbaria revision.

#### COMPLIANCE WITH ETHICAL STANDARDS

**Conflict of interest:** The authors declare that they have no conflict of interest.

#### INFORMATION ON ELECTRONIC SUPPLEMENTARY MATERIAL

**Online Resource 1** Bayesian and maximum likelihood topology trees based on nuclear and chloroplast DNA sequences (ITS, At1G13040, petD, and trnL). **a** Bayesian tree. **b** Best maximum likelihood tree. Bayesian posterior probabilities and ML bootstrap support are given above the branches.

**Online Resource 2** Bayesian and maximum likelihood topology trees based on nuclear DNA sequences (ITS and At1G13040). **a** Bayesian tree. **b** Best maximum likelihood tree. Bayesian

posterior probabilities and ML bootstrap support are given above the branches.

**Online Resource 3** Bayesian and maximum likelihood topology trees based on chloroplast DNA sequences (*petD* and *trnL*). **a** Bayesian tree. **b** Best maximum likelihood tree. Bayesian posterior probabilities and ML bootstrap support are given above the branches.

**Online Resource 4** Bayesian and maximum likelihood topology trees based on nuclear DNA sequences (ITS). **a** Bayesian tree. **b** Best maximum likelihood tree. Bayesian posterior probabilities and ML bootstrap support are given above the branches.

**Online Resource 5** Bayesian and maximum likelihood topology trees based on nuclear DNA sequences (At1G13040). **a** Bayesian tree. **b** Best maximum likelihood tree. Bayesian posterior probabilities and ML bootstrap support are given above the branches.

**Online Resource 6** Bayesian and maximum likelihood topology trees based on chloroplast DNA sequences (*petD*). **a** Bayesian tree. **b** Best maximum likelihood tree. Bayesian posterior probabilities and ML bootstrap support are given above the branches.

**Online Resource 7** Bayesian and maximum likelihood topology trees based on chloroplast DNA sequences (*trnL*). **a** Bayesian tree. **b** Best maximum likelihood tree. Bayesian posterior probabilities and ML bootstrap support are given above the branches.

**Online Resource 8** Species list, collection data and voucher information used to construct the species richness map (xls file).

**Online Resource 9** Area of occupancy (AOO) and extent of occurrence (EEO) values of all threatened species with more than one location obtained through GeoCAT webtool.

## REFERENCES

- Andrade BO, Koch C, Boldrini II, et al (2015) Grassland degradation and restoration: A conceptual framework of stages and thresholds illustrated by southern Brazilian grasslands. *Brazilian J Nat Conserv* 13:95–104. doi: 10.1016/j.ncon.2015.08.002
- Andrade BO, Marchesi E, Burkart R, et al (2018) Vascular plant species richness and distribution in the Río de la Plata grasslands. *Bot J Linn Soc* 188:250–256. doi: 10.1093/botlinnean/boy063
- Bachman S, Moat J, Hill AW, et al (2011) Supporting red list threat assessments with GeoCAT: Geospatial conservation assessment tool. *Zookeys* 150:117–126. doi: 10.3897/zookeys.150.2109
- Bittrich V (2003) Clusiaceae. In: Wanderley M das GL, Shepherd GJ, Giulietti AM, Melhem TS (eds) *Flora Fanerogâmica do Estado de São Paulo*. FAPESP: RiMa, São Paulo, 50–54
- Bond WJ (2016) Ancient grasslands at risk. *Science* (80- ) 351:120–122. doi: 10.1126/science.aad5132
- Costa DP da, Santos ND dos, Rezende MA de, et al (2015) Bryoflora of the Itatiaia National Park along an elevation gradient: diversity and conservation. *Biodivers Conserv* 24:2199–2212. doi: 10.1007/s10531-015-0979-4
- Decreto 42.099 (2003) *Lista Final Das Espécies Da Flora Ameaçada - Rio Grande do Sul*. Brazil
- Decreto 52.109 (2014) *Espécies da fora nativa ameaçadas de extinção no Estado do Rio Grande do Sul*. Brazil



- Doyle JJ, Doyle JL (1990) Isolation of plant DNA from fresh tissue. *Focus* 12:13–15
- Iganci JRV, Heiden G, Miotto STS, Pennington RT (2011) Campos de Cima da Serra: The Brazilian Subtropical Highland Grasslands show an unexpected level of plant endemism. *Bot J Linn Soc* 167:378–393. doi: 10.1111/j.1095-8339.2011.01182.x
- IUCN (2019) The IUCN Red List of Threatened Species. In: Version 2018-2. <http://www.iucnredlist.org>. Accessed 13 Mar 2019
- IUCN (2012) IUCN Red List Categories and Criteria. Version 3.1, Second edn. IUCN, Gland, Switzerland and Cambridge, UK
- IUCN (2017) Guidelines for using the IUCN Red List Categories and Criteria. Version 13
- Katoh K, Standley DM (2013) MAFFT multiple sequence alignment software version 7: Improvements in performance and usability. *Mol Biol Evol* 30:772–780. doi: 10.1093/molbev/mst010
- Keller HA, Crockett SL (2015) *Hypericum robsonii* spec. nova sect. *Trigynobrathys* (Hypericaceae) from the Misiones Province in Argentina. *Phyton (B Aires)* 55:17–29. doi: 10.12905/0380.phyton55(1)2015-0017
- Kumar S, Stecher G, Tamura K (2016) MEGA7: Molecular Evolutionary Genetics Analysis Version 7.0 for Bigger Datasets. *Mol Biol Evol* 33:1870–1874. doi: 10.1093/molbev/msw054
- Martinelli G, Moraes MA (2013) Livro Vermelho da Flora do Brasil, 1st edn. CNCFloora, Rio de Janeiro
- Meseguer AS, Aldasoro JJ, Sanmartín I (2013) Bayesian inference of phylogeny, morphology and range evolution reveals a complex evolutionary history in St. John's wort (*Hypericum*). *Mol Phylogenet Evol* 67:379–403. doi: 10.1016/j.ympev.2013.02.007
- Meseguer AS, Lobo JM, Cornuault J, et al (2018) Reconstructing deep-time palaeoclimate legacies in the clusioid Malpighiales unveils their role in the evolution and extinction of the boreotropical flora. *Glob Ecol Biogeogr* 27:616–628. doi: 10.1111/geb.12724
- Meseguer AS, Lobo JM, Ree R, et al (2015) Integrating fossils, phylogenies, and niche models into biogeography to reveal ancient evolutionary history: The case of *Hypericum* (Hypericaceae). *Syst Biol* 64:215–232. doi: 10.1093/sysbio/syu088
- Müller K (2006) Incorporating information from length-mutational events into phylogenetic analysis. *Mol Phylogenet Evol* 38:667–676. doi: 10.1016/j.ympev.2005.07.011
- Miller MA, Pfeiffer W, Schwartz T (2010) Creating the CIPRES Science Gateway for inference of large phylogenetic trees" in Proceedings of the Gateway Computing Environments Workshop (GCE), 14 Nov. 2010, New Orleans, LA pp 1–8.
- Nürk NM, Blattner FR (2010) Cladistic analysis of morphological characters in *Hypericum* (Hypericaceae). *Taxon* 59:1495–1507
- Nürk NM, Madriñán S, Carine MA, et al (2013a) Molecular phylogenetics and morphological evolution of St. John's wort (*Hypericum*; Hypericaceae). *Mol Phylogenet Evol* 66:1–16. doi: 10.1016/j.ympev.2012.08.022
- Nürk NM, Michling F, Linder HP (2018) Are the radiations of temperate lineages in tropical alpine ecosystems pre-adapted? *Glob Ecol Biogeogr* 27:334–345. doi: 10.1111/geb.12699
- Nürk NM, Scheriau C, Madriñán S (2013b) Explosive radiation in high Andean *Hypericum*-rates of diversification among New World lineages. *Front Genet* 4:. doi: 10.3389/fgene.2013.00175
- Nürk NM, Uribe-Convers S, Gehrke B, et al (2015) Oligocene niche shift, Miocene diversification - Cold tolerance and accelerated speciation rates in the St. John's Worts (*Hypericum*, Hypericaceae). *BMC Evol Biol* 15:1–13. doi: 10.1109/RFIC.2017.7969006
- Nylander JAA (2004) MrModeltest v2. Program distributed by author. *Evol. Biol. Cent.* 3–4
- Overbeck GE, Müller SC, Fidelis A, et al (2007) Brazil's neglected biome: The South Brazilian Campos. *Perspect Plant Ecol Evol Syst* 9:101–116. doi: 10.1016/j.ppees.2007.07.005

- Overbeck GE, Vélez-Martin E, Scarano FR, et al (2015) Conservation in Brazil needs to include non-forest ecosystems. *Divers Distrib* 21:1455–1460. doi: 10.1111/ddi.12380
- Reichardt HW (1878) Hypericaceae. In: Martius CFP, Eichler AG, Urban I (eds) *Flora Brasiliensis*, 1st edn. F. Fleischer, Monachii et Lipsiae, pp 180–212
- Robson NKB (2016) And then came molecular phylogenetics—Reactions to a monographic study of *Hypericum* (Hypericaceae). *Phytotaxa* 255:181–198. doi: 10.11646/phytotaxa.255.3.1
- Robson NKB (1977) Studies in the genus *Hypericum* L. (Guttiferae) 1. Infrageneric classification. *Bull Br Museum (Natural Hist Bot Ser* 5:293–355
- Robson NKB (2012) Studies in the genus *Hypericum* L. (Hypericaceae) 9. Addenda, corrigenda, keys, lists and general discussion. *Phytotaxa* 72:1–111
- Robson NKB (1987) Studies in the genus *Hypericum* L. (Guttiferae) 7. Section 29. *Brathys* (part 1). *Bull Br Museum (Natural Hist* 16:1–106
- Robson NKB (1990) Studies in the genus *Hypericum* L. (Guttiferae) 8. Sections 29. *Brathys* (part 2) and 30. *Trigynobrathys*\*. *Bull Br Museum (Natural Hist Bot Ser* 20:1–151
- Rodríguez Jiménez C (1980) Hipericáceas. In: Reitz R (ed) *Flora Ilustrada Catarinense*. Herbário Barbosa Rodrigues, Itajaí, pp 1–34
- Rodríguez Jiménez C (1973) Recherches Sur *Hypericum* L. Section *Brathys* (Mutis ex L.f.) Choisy Sous-Section *Spachium* Keller (Guttiferae)\*. *Mem la Soc Ciencias Nat La Salle* XXXIII:1–151
- Ronquist F, Teslenko M, Mark P van der, et al (2012) MrBayes 3.2: Efficient Bayesian Phylogenetic Inference and Model Choice Across a Large Model Space. *Syst Biol* 61:539–542. doi: 10.1093/sysbio/sys029
- Ruhfel BR, Bittrich V, Bove CP, et al (2011) Phylogeny of the clusioid clade (Malpighiales): Evidence from the plastid and mitochondrial genomes. *Am J Bot* 98:306–325. doi: 10.3732/ajb.1000354
- Simmons MP, Müller K, Norton AP (2007) The relative performance of indel-coding methods in simulations. *Mol Phylogenet Evol* 44:724–740. doi: 10.1016/j.ympev.2007.04.001
- Slusarski SR, Cervi AC, Guimarães A (2007) Estudo taxonômico das espécies nativas de *Hypericum* L. (Hypericaceae) no Estado do Paraná, Brasil. *Acta Bot Brasilica* 21:163–184
- Soutullo A, Alonso E, Arrieta D, et al (2009) Proyecto Fortalecimiento del Proceso de Implementación del Sistema Nacional de Áreas Protegidas Especies Prioritarias para la Conservación en Uruguay. Montevideo
- Soutullo A, Clavijo C, Martínez-Lanfranco J (2013) Especies prioritarias para la conservación en Uruguay. Vertebrados, moluscos continentales y plantas vasculares. SNAP/DINAMA/MVOTMA y DICYT/ MEC. Montevideo
- Stamakis A (2014) RAxML version 8: A tool for phylogenetic analysis and post-analysis of large phylogenies. *Bioinformatics* 30:1312–1313
- Thiers B (2019) Index Herbariorum: A global directory of public herbaria and associated staff. New York Botanical Garden's Virtual Herbarium. <http://sweetgum.nybg.org/ih/>. Accessed 16 Nov 2018
- Ulibarri EA (2005) Flora ilustrada de Entre Ríos - Argentina - Parte IV Dicotiledóneas Arquiclamídeas B: Geraniales a Umbelliflorales. In: Bacigalupo A, Burkart NM (eds) Fam. 106. CLUSIACEAE, Clusiáceas. Instituto Nacional de Tecnología Agropecuaria, Buenos Aires, p 627
- Veldman JW, Overbeck GE, Negreiros D, et al (2015) Tyranny of trees in grassy biomes. *Science* (80- ) 347:484–485. doi: 10.1126/science.1252148
- Vogel Ely C, Andrade BO, Iganci JRV, Boldrini II (2018) Integrative taxonomy improves delimitation in *Hypericum* subspecies. *Perspect Plant Ecol Evol Syst* 34:68–76. doi: 10.1016/j.ppees.2018.08.005

- Vogel Ely C, Boldrini II (2015) A New Threatened Species of *Hypericum* from the South Brazilian Pampa Biome. *Syst Bot* 40:989–994. doi: 10.1600/036364415X690021
- Vogel Ely C, Boldrini II, Bordignon SA de L (2015) A new species of *Hypericum* (Hypericaceae) from Southern Brazil. *Phytotaxa* 192:290–295. doi: 10.11646/phytotaxa.192.4.6
- Vogel Ely C, Bordignon SA de L, Trevisan R, Boldrini II (2017) Implications of poor taxonomy in conservation. *J Nat Conserv* 36:10–13. doi: 10.1016/j.jnc.2017.01.003
- Vogel Ely C, Shimizu GH, Marinho LC, Martins MV (2019) Hypericaceae in Flora do Brasil 2020 em construção. In: *Jard. Botânico do Rio Janeiro*. <http://floradobrasil.jbrj.gov.br/reflora/floradobrasil/FB7994>. Accessed 7 Feb 2018

**Appendix 1** Vouchers of *Hypericum* and outgroups used for molecular analyses and GenBank/EMBL accession numbers for *petD*, *trnL*, ITS, and AtG13040 sequences.

*H. aciculare* Kunth, Quizhepe and S. Lægaard 36 (BM), *petD* LT904551, ITS HG004649; *H. acostanum* N.Robson, Harling and Andersson 22231 (BM), *petD* LT904552, ITS LT904641; *H. adpressum* W.P.C.Barton, Crockett H-105 (UGA), *petD* LT904553, ITS AY555865.2, AtG13040 LT904447; *H. andinum* Gleason, Solomon 16104 (BM), *petD* LT904554, *trnL* LT904487, ITS HG004725; *H. apocynifolium* Small, Crockett H-82 (UGA), *petD* LT904555, ITS AY555883.2, AtG13040 LT904448; *H. arbuscula* Stanley & Steyerm., Hernández and Chacón 544 (BM), *petD* LT904556, ITS HG004734; *H. austrobrasiliense* Vog.Ely, Boldrini & Bordignon. Vogel Ely and Bordignon 430 (ICN), *petD* [available soon], *trnL* [available soon], ITS [available soon], AtG13040 [available soon]; *H. austrobrasiliense* Vog.Ely, Boldrini & Bordignon. Vogel Ely et al. 498 (ICN), ITS [available soon]; *H. austrobrasiliense* Vog.Ely, Boldrini & Bordignon. Mota et al. 159 (ICN), *petD* [available soon], *trnL* [available soon], ITS [available soon], AtG13040 [available soon]; *H. austrobrasiliense* A.St.-Hil., Sobral s.n. (2007)(BM), ITS HG004772; *H. bordignonii* Vog.Ely and Boldrini, Vogel Ely and Bordignon 360 (ICN), *petD* [available soon], *trnL* [available soon], ITS [available soon], AtG13040 [available soon]; *H. boreale* (Britton) Bickn., Sanchez 62 (MA), *petD* LT904557, ITS KC709374, *H. brachyphyllum* (Spach) Steud., Crockett H32ITS (UGA), ITS AY555870.2; *H. brasiliense* Choisy, Al Gentry and Solomon 44755 (BM), *petD* LT904558, ITS HG004770; *H. brasiliense* Choisy, Vogel Ely and Bordignon 397 (ICN), *petD* [available soon], *trnL* [available soon], ITS [available soon], AtG13040 [available soon]; *H. brasiliense* Choisy, Vogel Ely, Miotto and Coelho 504 (ICN), *petD* [available soon], *trnL* [available soon], AtG13040 [available soon]; *H. brasiliense* Choisy, Kummrow and Silva 3245 (BM), *petD* LT904563, *trnL* LT904491, ITS HG004771; *H. brevistylum* Choisy, Solomon 15221 (BM), *petD* LT904559, *trnL* LT904488, ITS HG004740; *H. bryoides* Gleason, Nürk et al. 626 (ANDES, BM), *petD* LT904560, *trnL* LT904489, ITS LT904642, AtG13040 LT904449; *H. buckleyi* M.A.Curtis, Crockett H-171 (UGA), *petD* LT904561, ITS LT904643; *H. callacallanum* N.Robson, Colin Hughes 3109 (B, BM, MOL, Z), *petD* LT904562, *trnL* LT904490, ITS HG004727, AtG13040 LT904450; *H. canadense* L., Crockett 19 (UGA), ITS HE653433; *H. caprifoliatum* Cham. & Schltldl. Vogel Ely and Bordignon 402 (ICN), *petD* [available soon], *trnL* [available soon], ITS [available soon], AtG13040 [available soon]; *H. cardonae* Cuatrec., Nürk and Atchison 528 (ANDES, BM), *petD* LT904564, *trnL* LT904492, ITS HG004690, AtG13040 LT904451; *H. carinatum* Griseb., Vogel Ely et al. 453 (ICN), *petD* [available soon], *trnL* [available soon], AtG13040 [available soon]; *H. carinatum* Griseb., Vogel Ely 483 (ICN), *petD* [available soon], *trnL* [available soon], AtG13040 [available soon]; *H. carinosum* R.Keller, Nürk et al. 642 (ANDES, BM), *petD* LT904565, *trnL* LT904493, ITS LT904644, AtG13040 LT904452; *H. cavernicola* L.B.Sm., Vogel Ely and Bordignon 433 (ICN), ITS [available soon], AtG13040 [available soon]; *H. cavernicola* L.B.Sm., Vogel Ely and Bordignon 481 (ICN), *petD* [available soon], *trnL* [available soon], AtG13040 [available soon]; *H. chapmanii* W.P. Adams, Crockett H31ITS (UGA), ITS AY555869.2; *H. cistifolium* Lam., Crockett H43ITS (UGA), ITS AY555881.2; *H. connatum* Lam., Serrano et al. 6893 (BM), *petD* LT904566, *trnL* LT904494, ITS HG004774; *H. connatum* Lam., Vogel Ely 390 (ICN), *petD* [available soon], *trnL* [available soon], ITS [available soon], AtG13040 [available soon]; *H. cordiforme* A.St.-Hil., Vogel Ely and Trevisan 419 (ICN), *petD* [available soon], *trnL* [available soon], ITS [available soon], AtG13040 [available soon]; *H. cordiforme* A.St.-Hil., Vogel Ely and Bordignon 434 (ICN), *petD* [available soon], *trnL* [available soon], ITS [available soon], AtG13040 [available soon]; *H. costaricense* N.Robson, Davidse 24985 (BM), *petD* LT904567, *trnL* LT904495, ITS HG004684; *H. crux-andreae* (L.) Crantz, Crockett H36ITS (UGA), ITS AY555874.2; *H. cuatrecasii* Gleason, Nürk et al. 609 (ANDES, BM), *petD* LT904568, *trnL* LT904496, ITS

LT904645, AtG13040 LT904453; *H. cymobrachys* N.Robson, Nürk and Atchison 562 (ANDES, BM), *petD* LT904569, *trnL* LT904497, ITS LT904646, AtG13040 LT904454; *H. decandrum* Turcz., Nürk and Atchison 664 (ANDES, BM), *petD* LT904570, *trnL* LT904498, ITS LT904647, AtG13040 LT904455; *H. densiflorum* Pursh, Crockett 172 (UGA), *petD* LT904571, ITS AY555886; *H. denudatum* A.St.-Hil., Vogel Ely and Bordignon 427 (ICN), *petD* [available soon], *trnL* [available soon], AtG13040 [available soon]; *H. denudatum* A.St.-Hil., Vogel Ely et al. 484 (ICN), *petD* [available soon], *trnL* [available soon], ITS [available soon], AtG13040 [available soon]; *H. dichotomum* Lam., Thompson 11251 (BM), *petD* LT904572, *trnL* LT904499, ITS HG004760; *H. dolabriforme* Vent., Crockett H-170 (UGA), *petD* LT904573, ITS AY555889; *H. drummondii* (Grev. & Hook.) Torr. & A. Gray, Crockett H-176 (UGA), ITS LT904648; *H. fasciculatum* Lam., Crockett H30ITS (UGA), ITS AY555868.2; *H. fauriei* (Blume) Makino, Nürk 455 (GAT), *trnL* LT904548, ITS HE653663; *H. frondosum* Michx., Crockett H-165 (UGA), *petD* LT904575, ITS AY555887; *H. galioides* Lam., Crockett H26ITS (UGA), ITS AY555864.2; *H. garciae* Nürk et al. 629 (ANDES, BM), *petD* LT904576, *trnL* LT904501, ITS LT904650, AtG13040 LT904456; *H. gentianoides* (L.) Britton, Sterns & Poggenb., Nürk 457 (GAT), *petD* LT904577, *trnL* LT904502; *H. gentianoides* (L.) Britton, Sterns & Poggenb., Bordignon s.n. (2015) (ICN), *petD* [available soon], *trnL* [available soon], ITS [available soon], AtG13040 [available soon]; *H. gladiatum* N.Robson, Nürk and Atchison 579 (ANDES, BM), *petD* LT904578, *trnL* LT904503, ITS LT904651, AtG13040 LT904457; *H. gleasonii* N.Robson, Nürk and Atchison 561 (ANDES, BM), *petD* LT904579, *trnL* LT904504, ITS LT904652, AtG13040 LT904458; *H. globuliferum* R.Keller, Gehrke 246 (Z), *petD* LT904580, ITS LT904653; *H. gnidioides* Seem., Hamilton et al. 885 (BM), *petD* LT904581, *trnL* LT904505, ITS HG004738; *H. goyanesii* Cuatrec., Nürk and Atchison 495 (ANDES, BM), *petD* LT904582, *trnL* LT904506, ITS LT904654, AtG13040 LT904459; *H. gramineum* G.Forst., CHR 513231 (in: Heenan 2008), ITS EU352256; *H. harlingii* N.Robson, Øllgaard et al. 90595 (BM), *petD* LT904583, *trnL* LT904507, ITS HG004729; *H. hartwegii* Benth., Jørgensen et al. 1246 (BM), *petD* LT904584, ITS HG004731; *H. horizontale* N.Robson, Nürk et al. 615 (ANDES, BM), *petD* LT904585, *trnL* LT904508, ITS LT904655, AtG13040 LT904460; *H. humboldtianum* Steud., Nürk and Atchison 659 (ANDES, BM), *petD* LT904586, *trnL* LT904509, ITS LT904656, AtG13040 LT904461; *H. hypericoides* subsp. *hypericoides* (L.) Crantz, Proctor 30665 (BM), *petD* LT904587, ITS HG004779; *H. irazuense* Kunze ex N.Robson, Garwood et al. 316 (BM), *petD* LT904588, ITS HG004733; *H. japonicum* Thunb. ex Murray, Masuda 3360 (KYO), *petD* LT904589, *trnL* LT904510, ITS HE653512; *H. juniperinum* Kunth, Nürk and Atchison 536 (ANDES, BM), *petD* LT904590, *trnL* LT904511, ITS LT904657, AtG13040 LT904462; *H. kalmianum* L., Nürk 397 (GAT), *petD* LT904591, *trnL* LT904512, ITS HG004780; *H. lalandii* Choisy, Gehrke BG207 (Z), *petD* LT904592, *trnL* LT904513, ITS LT904658; *H. lancifolium* Gleason, Nürk and Atchison 580 (ANDES, BM), *petD* LT904593, *trnL* LT904514, ITS HG004682, AtG13040 LT904463; *H. lancioides* subsp. *congestiflorum* (Triana & Planch.) N.Robson, Nürk et al. 643 (ANDES, BM), *petD* LT904594, *trnL* LT904515, ITS LT904659, AtG13040 LT904464; *H. laricifolium* Juss., Nürk and Atchison 656 (ANDES, BM), *petD* LT904595, *trnL* LT904516, ITS LT904660, AtG13040 LT904465; *H. lissophloeus* W.P. Adams, Crockett H-125 (UGA), *petD* LT904596, *trnL* LT904517, ITS AY555885, AtG13040 LT904466; *H. llanganaticum* N.Robson, Øllgaard et al. 38628 (BM), *petD* LT904597, ITS HG004650; *H. lloydii* (Svenson) W.P. Adams, Crockett 1 (UGA), *petD* LT904598, *trnL* LT904518, ITS AY555867.2; *H. lobocarpum* Gatt., Crockett H38ITS (UGA), ITS AY555876.2; *H. lorentzianum* Gilg ex R.Keller, Vogel Ely and Neves 455 (ICN), *petD* [available soon], *trnL* [available soon], ITS [available soon], AtG13040 [available soon]; *H. lorentzianum* Gilg ex R.Keller, Vogel Ely et al. 352 (ICN), *petD* [available soon], *trnL* [available soon], ITS [available soon], AtG13040 [available soon]; *H. loxense* subsp. *loxense* Benth., Jørgensen et al. 1351 (BM), *petD*



LT904599, ITS HG004735; *H. lycopodioides* Triana & Planch., Nürk and Atchison 557 (ANDES, BM), *petD* LT904600, *trnL* LT904519, ITS HG004715, AtG13040 LT904467; *H. magniflorum* Cuatrec., Cleef 4743 (BM), *petD* LT904601, ITS HG004751; *H. maguirei* N.Robson, Maguire and Maguire 61707 (BM), *petD* LT904602, *trnL* LT904520, ITS HG004732; *H. majus* (A.Gray) Britton, Rastetter s.n. (MA), *petD* LT904603, ITS KC709350; *H. marahuacanum* subsp. *marahuacanum* N.Robson, Nürk and Atchison 665 (ANDES, BM), *petD* LT904604, *trnL* LT904521, ITS LT904661, AtG13040 LT904468; *H. mexicanum* L., Nürk et al. 639 (ANDES, BM), *petD* LT904605, *trnL* LT904522, ITS LT904662, AtG13040 LT904469; *H. microlicioides* L.B.Sm., Vogel Ely et al. 509 (ICN), *petD* [available soon], *trnL* [available soon], ITS [available soon], AtG13040 [available soon]; *H. microsepalum* (Torr. & A.Gray) A.Gray ex S.Watson, Crockett H-63 (UGA), *petD* LT904606, ITS LT904663; *H. mutilum* L., Crockett 173 (UGA), *petD* LT904607, *trnL* LT904523, ITS LT904664; *H. mutilum* L., Vogel Ely and Bordignon 399 (ICN), *petD* [available soon], *trnL* [available soon], ITS [available soon], AtG13040 [available soon]; *H. mutilum* L., Vogel Ely et al. 489 (ICN), *petD* [available soon], *trnL* [available soon], ITS [available soon], AtG13040 [available soon]; *H. myrianthum* Cham. & Schltld., Vogel Ely et al. 482 (ICN), *petD* [available soon], *trnL* [available soon], ITS [available soon], AtG13040 [available soon]; *H. myricariifolium* Hieron., Nürk and Atchison 526 (ANDES, BM), *petD* LT904608, *trnL* LT904524, ITS HG004723, AtG13040 LT904470; *H. myrtifolium* Lam., Crockett Hyp-7 (UGA), *petD* LT904609, ITS LT904665; *H. nitidum* subsp. *exile* Lam., Crockett H-84 (UGA), *petD* LT904610, ITS LT904666; *H. nudiflorum* Michx., Crockett H50ITS (UGA), ITS AY555888; *H. parallelum* N.Robson, Nürk et al. 620 (ANDES, BM), *petD* LT904611, *trnL* LT904525, ITS LT904667, AtG13040 LT904471; *H. pedersenii* N.Robson, Vogel Ely and Bordignon 479 (ICN), *petD* [available soon], *trnL* [available soon], ITS [available soon], AtG13040 [available soon]; *H. pedersenii* N.Robson, Vogel Ely and Bordignon 480 (ICN), *petD* [available soon], *trnL* [available soon], ITS [available soon], AtG13040 [available soon]; *H. phellos* subsp. *phellos* Gleason, Nürk et al. 624 (ANDES, BM), *petD* LT904613, *trnL* LT904527, ITS LT904669, AtG13040 LT904473; *H. philonotis* Cham. & Schltld., Förther 10060 (BM), *petD* LT904614, ITS HG004764; *H. pimeleoides* Planch. & Linden ex Triana & Planch., Nürk and Atchison 559 (ANDES, BM), *petD* LT904615, *trnL* LT904528, ITS LT904670, AtG13040 LT904474; *H. piriai* Arechav., Vogel Ely and Lucas 392 (ICN), *petD* [available soon], *trnL* [available soon], ITS [available soon], AtG13040 [available soon]; *H. polyanthemum* Klotzsch ex Reichardt, Sobral s.n. (2007) (BM), *petD* LT904616, ITS HG004773; *H. polyanthemum* Arechav., Vogel Ely and Lucas 391 (ICN), *petD* [available soon], *trnL* [available soon], ITS [available soon], AtG13040 [available soon]; *H. polyanthemum* Klotzsch ex Reichardt, Lucas and Larocca s.n. (2015) (ICN), *petD* [available soon], *trnL* [available soon], ITS [available soon], AtG13040 [available soon]; *H. pratense* Cham. & Schltld., Amith and Santiago 1102 (BM), *petD* LT904617, *trnL* LT904529, ITS HG004765; *H. prolificum* L., FB 1243 (in: Pilepic et al. 2011), ITS FJ694217; *H. prostratum* Cuatrec., Nürk and Atchison 499 (ANDES, BM), *petD* LT904618, *trnL* LT904530, ITS HG004685, AtG13040 LT904475; *H. quitense* R.Keller, Holm-Nielsen et al. 29216 (BM), *petD* LT904619, *trnL* LT904531, ITS HG004736; *H. rigidum* A.St.-Hil., Hatschbach 48170 (BM), ITS HG004775; *H. rigidum* A.St.-Hil., Vogel Ely and Bordignon 435 (ICN), *petD* [available soon], *trnL* [available soon], ITS [available soon], AtG13040 [available soon]; *H. rigidum* A.St.-Hil., Vogel Ely et al. 493 (ICN), *petD* [available soon], *trnL* [available soon], ITS [available soon], AtG13040 [available soon]; *H. ruscooides* Cuatrec., Nürk et al. 616 (ANDES, BM), *petD* LT904620, *trnL* LT904532, ITS LT904671, AtG13040 LT904476; *H. sabiniforme* Trevir., Nürk et al. 649 (ANDES, BM), *petD* LT904621, *trnL* LT904533, ITS LT904672, AtG13040 LT904477; *H. salvadorensis* N.Robson, Vogel Ely et al. 114 (ICN), *petD* [available soon], *trnL* [available soon], ITS [available soon], AtG13040 [available soon]; *H. salvadorensis* N.Robson, Vogel Ely and Bordignon 396 (ICN), *petD*

[available soon], *trnL* [available soon], ITS [available soon], AtG13040 [available soon]; *H. scioanum* Chiov., Gehrke 168 (Z), *petD* LT904622, *trnL* LT904534, ITS LT904673, AtG13040 LT904478; *H. selaginella* N.Robson, Nürk et al. 644 (ANDES, BM), *petD* LT904623, *trnL* LT904535, ITS LT904674, AtG13040 LT904479; *H. silenoides* Juss., Hughes 3113 (HEID, B, MOL, Z), *petD* LT904624, *trnL* LT904536, ITS HG004769, AtG13040 LT904480; *H. sphaerocarpaceum* Michx., Crockett H-162 (UGA), *petD* LT904625, *trnL* LT904537, ITS AY555878.2; *H. sprucei* N.Robson, Jørgensen et al. 2218 (BM), *petD* LT904626, *trnL* LT904538, ITS HG004648; *H. strictum* Kunth, Nürk et al. 648 (ANDES, BM), *petD* LT904627, *trnL* LT904539, ITS LT904675, AtG13040 LT904481; *H. struthiolifolium* Juss., Smith 4126 (BM), *petD* LT904628, *trnL* LT904540, ITS HG004756; *H. suffruticosum* W.P. Adams, Crockett 156 (UGA), ITS HE653637; *H. tamariscinum* Cham. & Schltdl., Vogel Ely and Lucas 508 (ICN), *petD* [available soon], *trnL* [available soon], ITS [available soon], AtG13040 [available soon]; *H. tenuifolium* Pursh, Crockett 126 (UGA), *petD* LT904629, ITS LT904676, AtG13040 LT904482; *H. teretiusculum* A.St.-Hil., Vogel Ely and Trevisan 412 (ICN), *petD* [available soon], *trnL* [available soon], AtG13040 [available soon]; *H. teretiusculum* A.St.-Hil., Schaefer and Bordignon s.n. (2016)(ICN), *petD* [available soon], *trnL* [available soon], ITS [available soon], AtG13040 [available soon]; *H. ternum* A.St.-Hil., Nicolack and Cordeiro 63 (BM), *petD* LT904630, ITS HG004776; *H. ternum* A.St.-Hil., Vogel Ely and Trevisan 416 (ICN), *petD* [available soon], ITS [available soon], AtG13040 [available soon]; *H. ternum* A.St.-Hil., Vogel Ely et al. 491 (ICN), *petD* [available soon], *trnL* [available soon], ITS [available soon], AtG13040 [available soon]; *H. terrae-firmae* Sprague & Riley, Monro 741(BM), *petD* LT904631, *trnL* LT904541, ITS HG004759; *H. tetrapetalum* Lam., Crockett H44ITS (UGA), ITS AY555882.2; *H. tetrastichum* Cuatrec., Nürk and Atchison 574 (ANDES, BM), *petD* LT904632, *trnL* LT904542, ITS HG004666, AtG13040 LT904483; *H. thesiifolium* Kunth, Burger and Liesner 6439 (BM), *petD* LT904633, *trnL* LT904543, ITS HG004767; *H. thuyoides* Kunth, Nürk and Atchison 498 (ANDES, BM), *petD* LT904634, *trnL* LT904544, ITS LT904677, AtG13040 LT904484; *H. valleanum* N.Robson, Nürk et al. 623 (ANDES, BM), *petD* LT904635, *trnL* LT904545, ITS LT904678, AtG13040 LT904485; *H. virginicum* Raf., Mitchel and Focht 8507 (GH), *trnL* LT904550, ITS HE653667; *H. walteri* (J.F.Gmel.) Gleason, Crockett H-163 (UGA), *petD* LT904639, ITS LT904680; *H. woodianum* N.Robson, Nürk and Atchison 502 (ANDES, BM), *petD* LT904636, *trnL* LT904546, AtG13040 LT904486; outgroup: *H. calcicola* (Standl. & Steyererm.) Breedlove & E.M.McClint., Breedlove and Thorne 21104 (BM), *petD* LT904637, *trnL* LT904547, ITS LT904679; *H. elodes* L., Scheriau Hyp0568 (HEID), *petD* LT904574, *trnL* LT904500, ITS LT904649; *H. perforatum* L., Nürk 483 (GAT), *petD* LT904612, *trnL* LT904526, ITS LT904668, AtG13040 LT904472.

**Table 3.** Acronyms used for the political divisions of Argentina, Bolivia, Brazil, Paraguay and Uruguay.

ARGENTINA		BOLIVIA		BRAZIL		PARAGUAY		URUGUAY	
Province	Acronym	Department	Acronym	State	Acronym	Province	Acronym	Department	Acronym
<b>Buenos Aires</b>	BA	Chuquisaca	CH	Bahia	BA	Alto Paraguay	AY	Artigas	AR
<b>Chaco</b>	CH	La Paz	LP	Espírito Santo	ES	Alto Paraná	AP	Canelones	CA
<b>Córdoba</b>	CO	Tarija	TA	Goiás	GO	Asunción	AS	Cerro Largo	CL
<b>Corrientes</b>	CR			Minas Gerais	MG	Caaguazú	CG	Colonia	CO
<b>Entre Ríos</b>	ER			Paraná	PR	Canindeyú	CY	Durazno	DU
<b>Formosa</b>	FO			Rio de Janeiro	RJ	Concepción	CO	Florida	FA
<b>Jujuy</b>	JJ			Rio Grande do Sul	RS	Cordillera	CL	Lavalleja	LA
<b>Misiones</b>	MI			Santa Catarina	SC	Guairá	GU	Maldonado	MA
<b>Salta</b>	SA			São Paulo	SP	Itapúa	IT	Montevideo	MO
<b>San Luis</b>	SL					Misiones	MI	Paysandú	PY
<b>Santa Fé</b>	SF					Paraguarí	PA	Rio Negro	RN
<b>Tucumán</b>	TU							Rivera	RI
								Rocha	RO
								Salto	SA
								San José	SJ
								Soriano	SO
								Tacuarembó	TA
								Treinta y Tres	TT

Political divisions in which no species were found were not added here.

## Information on Electronic Supplementary Material

**Online Resource 1** Bayesian and maximum likelihood topology trees based on nuclear and chloroplast DNA sequences (ITS, At1G13040, *petD*, and *trnL*). **a** Bayesian tree. **b** Best maximum likelihood tree. Bayesian posterior probabilities and ML bootstrap support are given above the branches.




**Online Resource 2** Bayesian and maximum likelihood topology trees based on nuclear DNA sequences (ITS and At1G13040). **a** Bayesian tree. **b** Best maximum likelihood tree. Bayesian posterior probabilities and ML bootstrap support are given above the branches.

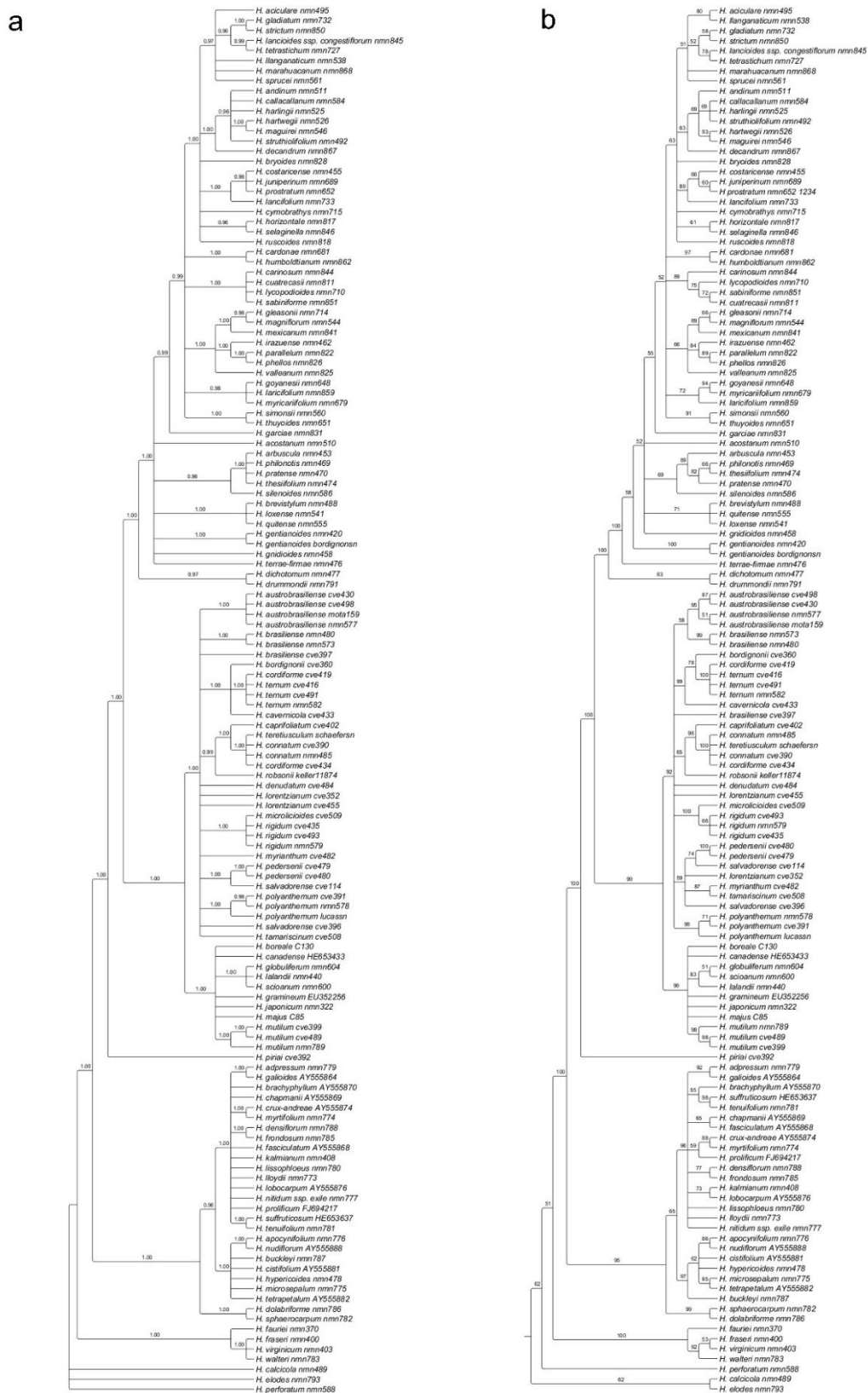





**Online Resource 3** Bayesian and maximum likelihood topology trees based on chloroplast DNA sequences (*petD* and *trnL*). **a** Bayesian tree. **b** Best maximum likelihood tree. Bayesian posterior probabilities and ML bootstrap support are given above the branches.




**Online Resource 4** Bayesian and maximum likelihood topology trees based on nuclear DNA sequences (ITS). **a** Bayesian tree. **b** Best maximum likelihood tree. Bayesian posterior probabilities and ML bootstrap support are given above the branches.




**Online Resource 5** Bayesian and maximum likelihood topology trees based on nuclear DNA sequences (At1G13040). **a** Bayesian tree. **b** Best maximum likelihood tree. Bayesian posterior probabilities and ML bootstrap support are given above the branches.



**Online Resource 6** Bayesian and maximum likelihood topology trees based on chloroplast DNA sequences (*petD*). **a** Bayesian tree. **b** Best maximum likelihood tree. Bayesian posterior probabilities and ML bootstrap support are given above the branches.

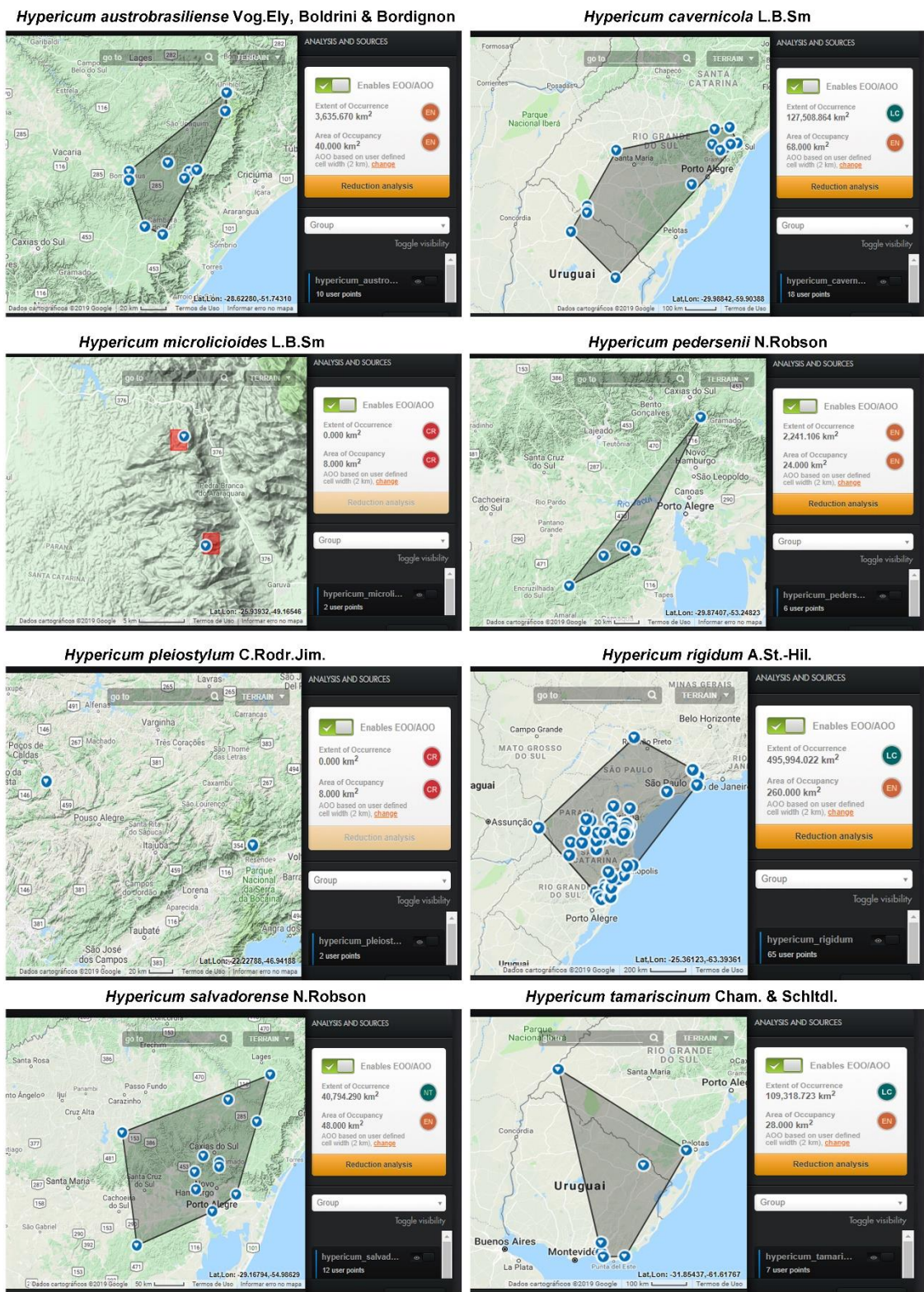


**Online Resource 7** Bayesian and maximum likelihood topology trees based on chloroplast DNA sequences (*trnL*). **a** Bayesian tree. **b** Best maximum likelihood tree. Bayesian posterior probabilities and ML bootstrap support are given above the branches.





**Online Resource 9** Area of occupancy (AOO) and extent of occurrence (EOO) values of all threatened species with more than one location obtained through GeoCAT webtool.





Capítulo II — Tratamento Nomenclatural de espécies sul-  
americanas de *Hypericum*



PARTE I — REASSERTING THE PRIORITY OF *HYPERICUM CORDIFORME* A.ST.-HIL.  
(HYPERICACEAE) OVER *H. CORDATUM* (VELL.) N.ROBSON

CLEUSA VOGEL ELY<sup>1</sup>, SÉRGIO AUGUSTO DE LORETO BORDIGNON<sup>2</sup>, JOÃO RICARDO  
VIEIRA IGANCI<sup>1,3</sup>, AND ILSI IOB BOLDRINI<sup>1</sup>

<sup>1</sup>Programa de Pós-Graduação em Botânica, Universidade Federal do Rio Grande do Sul, Av. Bento Gonçalves, 9500, Setor IV, Porto Alegre, Rio Grande do Sul, 91501-970, Brazil; email: cleusavely@gmail.com; ilsi.boldrini@ufrgs.br

<sup>2</sup>Programa de Pós-Graduação em Avaliação de Impactos Ambientais, Universidade La Salle, Canoas, Rio Grande do Sul, Brazil; email: bordignon@ibest.com.br

<sup>3</sup>Departamento de Botânica, Universidade Federal de Pelotas, Pelotas, Rio Grande do Sul, Brazil; email: joaoriganci@gmail.com

#### ABSTRACT

Priority concerning the publication of St. Hilaire's name *Hypericum cordiforme* over *H. cordatum* is confirmed since its effective publication in *Flora Brasiliae Meridionalis* (1828) predates the publication of Vellozo's name *Receveura cordata*, the basionym of *H. cordatum*, in *Florae fluminensis* (1829). We also provide a second-step lectotypification for *H. cordiforme* and a lectotypification and epitypification for *Receveura cordata*. *Hypericum cordiforme* var. *genuinum* is for the first time determined to be an invalid name, and *H. cordatum* subsp. *kleinii* is placed in the synonymy of *H. cordiforme*.

#### KEYWORDS

*Flora Brasiliae Meridionalis*, *Florae fluminensis*, Malpighiales, nomenclatural priority, synonymization, typification.

## INTRODUCTION

*Hypericum* L. (Hypericaceae) is a nearly cosmopolitan genus with over 500 species ranging from annual herbs up to trees (Robson, 1981, 2012). A robust worldwide monograph of *Hypericum* by Norman K. B. Robson was published in several parts from 1977 to 2016 (see: Carine & Christenhusz, 2010; Robson, 2016). Despite the genus having been thoroughly studied from a taxonomic perspective, some nomenclatural problems persist within it.

Here, we address nomenclatural issues pertaining to a species of *Hypericum* distributed in the Brazilian states of Minas Gerais, Rio de Janeiro, São Paulo, Paraná, Santa Catarina and Rio Grande do Sul, for which the name *H. cordatum* (Vell.) N. Robson has been accepted by recent authors (e.g., Robson, 1990; Bittrich, 2003; Slusarski et al., 2007).

THE PRIORITY OF *HYPERICUM CORDIFORME* OVER *H. CORDATUM*

Saint Hilaire (1828) described *Hypericum cordiforme* in *Flora Brasiliae Meridionalis*, published on September 29, 1828 (see Brandão, et al. 2012; Dwyer, 1955; Pastore, 2014; Pignal, et al. 2013, for a detailed discussion on Saint Hilaire's *Flora Brasiliae Meridionalis*). Vellozo (1829) described 1,640 plant species from areas that today are part of the Brazilian states of Rio de Janeiro and São Paulo in *Florae fluminensis*, which although it bears the date 1825 was not “effectively published” as defined in the Shenzhen Code (Turland et al., 2018) until some time between September 7 and November 28 of 1829 (see Borgmeier, 1937; Carauta, 1973; Lima, 1995; Bediaga & Lima, 2015, for a detailed discussion on Vellozo's *Florae fluminensis*). One of the species published in *Florae fluminensis*, *Receveura cordata* Vell., was subsequently transferred to *Hypericum* by Robson (1990), thus establishing the combination *H. cordatum* (Vell.) N. Robson. Although St. Hilaire's name was accepted by a number of authors (e.g., Reichardt, 1878; Smith, 1958; Rodríguez Jiménez, 1980), Robson (1990) placed *H. cordiforme* in the synonymy of *H. cordatum*, and subsequent authors have followed suit (e.g., Bittrich, 2003; Slusarski et al., 2007). While we agree with Robson that the two names are synonymous, we disagree that Vellozo's epithet has priority, since *H. cordiforme* has an older effective date of publication (1828 vs. 1829).

## NOMENCLATURAL TREATMENT

***Hypericum cordiforme*** A.St.-Hil., Fl. Bras. Merid. 1: 330. 1828 (“1825”). Type: Brazil, São Paulo, “in pascuis prope urbem Sancti Pauli”, 1816–1821, *St.-Hilaire 1172* (first-step lectotype, designated by Robson, 1990: P, cited “holotype and isotype”; **second-step lectotype, here designated:** P barcode P01901409; isolectotype: P barcode P01901411; probable isolectotype: P barcode P01901410).

*Receveura cordata* Vell., Fl. Flumin. 1: 237. 1829. *Hypericum cordatum* (Vell.) N. Robson, Bull. Brit. Mus. (Nat. Hist.), Bot. 20(1): 59. 1990. **Lectotype, here designated:** Brazil. [Rio de Janeiro or São Paulo]: “Habitat campis apricis mediterraneis”; [illustration] Original parchment plate of Flora Fluminensis in the Manuscript Section of the Biblioteca Nacional, Rio de Janeiro [cat. no.: mss1198654\_122] and later published in Vellozo, Fl. Flumin. Icon. 5: t. 119. 1831. – **Epitype, here designated:** Brazil. São Paulo, São Roque, Bairro Caete, 2 Dec 1987, *S. Tsugaru B2244 & Y. Otsuka* (NY barcode no. 477006; isopitype OOM no. 45255, n.v.).

*Hypericum cordiforme* var. *genuinum* Briq., Annu. Conserv. Jard. hot. Genève 20: 391. 1919, **nom. inval.**

*Hypericum cordatum* subsp. *kleinii* N. Robson, Mus. Brit. Nat. (Nat. Hist.), Bot. 20(1): 60. 1990.  
Type: Brazil, Santa Catarina, Lajes, 2 Dec 1956, L. B. Smith & R. Klein 8100 (holotype: US; isotype: NY). **syn. nov.**

*Hypericum cordiforme* was described by St.-Hilaire based on its own collections from São Paulo. These specimens were deposited at P and indicated as “holotype and isotype” of *H. cordiforme* by Robson (1990). As specified in Article 9.10 of the Shenzhen Code (Turland et al., 2018), Robson’s use of the terms holotype and isotype must be corrected to lectotype and isolectotype, respectively. However, since Robson did not actually identify the “holotype” from the duplicates at P (barcodes P01901409, P01901411 and probably P01901410 as well), nor did he annotate the specimen as such, a second-step lectotypification is required (see Article 9.17 in Turland et al., 2018). Both specimens belong to the same species and have the same collection number (*St.-Hilaire 1172*), except for P01901410 which is probably also an isolectotype but has no collection number. We chose the sample P01901409 as the lectotype because this sheet is the most complete morphologically (with flowers, fruits, and lateral branches) and has Saint-Hilaire’s own notes written on the label.

The original parchment illustration of *Receveura cordata* housed in the Biblioteca Nacional in Rio de Janeiro was chosen as lectotype because it is the only surviving “original material” (see Article 9.4 in Turland et al., 2018), all of Vellozo’s specimens apparently having been lost sometime after their arrival in Europe (Lima, 1995; Pastore, 2013; Pellegrini et al., 2015). While reproductions of the *Florae fluminensis* illustrations were effectively published in 1831, these do not constitute original material for the names published in that work, since the effective date of publication for the names, including *R. cordata*, is 1829 (see Knapp et al., 2015).

In comparison to contemporaries, such as Linnaeus, Vellozo provided much more detailed descriptions for the species that he described in *Florae fluminensis* (Pellegrini, 2015). However, the loss of all of Vellozo’s specimens and the frequently inaccurate depiction of morphological features in the original illustrations of the species described often make it difficult to apply Vellozo’s names (Borgmeier, 1937; Lima, 1995; Buzatto et al., 2013; Pastore, 2013). In the case of *Receveura cordata* (= *Hypericum cordiforme*), while the distinctive leaf shape of the species is accurately depicted, the inflorescences, which are always composed of mono- or dichasial cymes in *H. cordiforme*, are not. Furthermore, the presence and arrangement of the lateral branches and the arrangement of the leaves on the stem are essential characters for distinguishing *H. cordiforme* from *H. ternum* A. St.-Hil., with which it is easily confused (Robson, 1990; Vogel Ely et al., 2018). Therefore, due to the inaccuracy and ambiguity of the lectotype, we elected to designate an epitype. The specimen chosen (*S. Tsugaru B2244 & Yasuo Otsuka*, NY barcode no. 477006) was selected because it was collected in São Paulo (Vellozo’s lost material having originated from localities now contained within the modern states of São Paulo and Rio de Janeiro), is representative of the morphological characters of *H. cordiforme*, and satisfies the morphological concept presented in the protologue of *R. cordata*.

In his treatment of *H. cordiforme*, Briquet (1919: 390) wrote: “*On peut distinguer dans cette espèce les trois variétés suivantes* [The following three varieties can be distinguished in this species]”. As indicated by the epithet, he apparently considered his var. *genuinum* (Pp. 391) to be the typical variety, although he cited his own collections in the protologue (*Guillemin 315*). Article 26.1 of the Code requires that the typical variety bear the same epithet of the species to which it belongs, thus rendering Briquet’s *H. cordiforme* var. *genuinum* invalid.



Although Robson (1990) distinguished two subspecies within *H. cordatum*, we decided against recognizing the corresponding taxa within *H. cordiforme* because the subspecies do not occupy separate geographic areas and the purported diagnostic differences display continuous variation among populations and are in some cases bridged by single specimens.

#### ACKNOWLEDGMENTS

CVE thanks the Conselho Nacional de Desenvolvimento Científico e Tecnológico (CNPq) for awarding her Doctoral scholarship (grant 141635/2015–0), IIB for her Research Productivity Fellowship, and JRVI for financial support from the Neotropical Grassland Conservancy. Thanks are also due to Ana Isabel D. Correia and Maria Cristina Duarte, curators of the LISU and LISC herbaria, for their helpful assistance with our search for Vellozo’s specimens, to Laurence Loze for sending us images of specimens deposited at G, and to Laurent Gautier (curator at G) for his valuable comments on Briquet’s work. We are also grateful to the Editor-in-Chief, Benjamin Torke, Marco Pellegrini and an anonymous reviewer whose comments and suggestions helped to greatly improve this manuscript, and to Jefferson Prado for kindly assisting us in interpreting the International Code of Nomenclature for algae, fungi, and plants.

#### LITERATURE CITED

- Bediaga, B., & H. C. Lima.** 2015. A ‘Florae fluminensis’ de frei Vellozo: uma abordagem interdisciplinar. *Boletim do Museu Paraense Emílio Goeldi. Ciências Humanas* 10: 85–107.
- Bittrich, V.** 2003. Clusiaceae. Pp. 45–62. *In*: M. G. L. Wanderley, G. J. Shepherd, A. M. Giulietti, & T. S. Melhem (eds.). *Flora fanerogâmica do estado de São Paulo*, Vol. 3. FAPESP: RiMa, São Paulo.
- Borgmeier, T.** 1937. A história da “Flora Fluminensis” de Frei Velloso. *Rodriguésia* 9: 77–96.
- Brandão, M. G. L., M. Pignal, S. Romaniuc, C. F. F. Grael & C. W. Fagg.** 2012. Useful Brazilian plants listed in the field books of the French naturalist Auguste de Saint-Hilaire (1779–1853). *Journal of Ethnopharmacology* 143: 488–500.
- Briquet, J.** 1919. *Annuaire du Conservatoire et du Jardin Botaniques de Genève*. Georg & Cie., Geneva.
- Buzatto, C. R., R. B. Singer, G. A. Romero-González, C. van den Berg & G. A. Salazar.** 2013. Typifications and taxonomic notes in species of Brazilian Goodyerinae and Spiranthinae (Orchidaceae) described by José Vellozo and Barbosa Rodrigues. *Taxon* 62: 609–621.
- Carauta, J. P. P.** 1973. The text of Vellozo’s *Florae fluminensis* and its effective date of publication. *Taxon* 22: 281–284.
- Carine, M. A., & M. J. M. Christenhusz.** 2010. About this volume: the monograph of *Hypericum* by Norman Robson. *Phytotaxa* 4: 1–4.
- Dwyer, J. D.** 1955. The botanical catalogues of Auguste de St. Hilaire. *Annals of the Missouri Botanical Garden* 42: 153–170.
- Knapp, S., G. E. Barboza, M. V. Romero, M. Vignoli-Silva, L. L. Giacomini & J. R. Stehmann.** 2015. Identification and lectotypification of the Solanaceae from Vellozo’s *Florae fluminensis*. *Taxon* 64: 822–836. <https://doi.org/10.12705/644.14>
- Lima, H. C.** 1995. Leguminosas da *Florae fluminensis* - J.M. da C. Vellozo - Lista Atualizada das Espécies Arbóreas. *Acta Botanica Brasilica* 9: 1–28.

- Pastore, J. F. B.** 2013. A review of Vellozo's names for Polygalaceae in his *Florae fluminensis*. *Phytotaxa* 108: 41–48.
- Pastore, J. F. B.** 2014. Saint-Hilaire's Polygalaceae. *Phytotaxa* 158: 201–223.
- Pellegrini, M. O. O.** 2015. Notes on the Pontederiaceae names described in Vellozo's *Flora fluminensis*. *Rodriguésia* 66: 913–916.
- Pellegrini, M. O. O., R. C. Forzza, & C. M. Sakuragui.** 2015. A nomenclatural and taxonomic review of *Tradescantia* (Commelinaceae) species described in Vellozo's *Florae fluminensis* with notes on Brazilian *Tradescantia*. *Taxon* 64: 151–155.
- Pignal, M., S. Romaniuc-Neto, S. De Souza, S. Chagnoux & D. A. Lange Canhos.** 2013. Saint-Hilaire virtual herbarium, a new upgradeable tool to study Brazilian botany. *Adansonia* 35: 7–18.
- Reichardt, H. W.** 1878. Hypericaceae. Pp. 181–212. *In*: C. F. P. Martius, A. G. Eichler & I. Urban (eds.). *Flora Brasiliensis*, Vol. 12. F. Fleischer, Munich and Leipzig.
- Robson, N. K. B.** 1981. Studies in genus *Hypericum* L. (Guttiferae) 2. Characters of Genus. *Bulletin of the British Museum (Natural History)*. Botany Series 8: 55–226
- Robson, N. K. B.** 1990. Studies in the genus *Hypericum* L. (Guttiferae) 8. Sections 29. *Brathys* (part 2) and 30. *Trigynobrathys*\*. *Bulletin of the British Museum (Natural History)*. Botany Series 20: 1–151.
- Robson, N. K. B.** 2012. Studies in the genus *Hypericum* L. (Hypericaceae), 9. Addenda, corrigenda, keys, lists and general discussion. *Phytotaxa* 72: 1–111.
- Robson, N. K. B.** 2016. And then came molecular phylogenetics—Reactions to a monographic study of *Hypericum* (Hypericaceae). *Phytotaxa* 255: 181–198.
- Rodríguez Jiménez, C.** 1980. Hipericáceas. *In*: R. Reitz (ed.). *Flora Ilustrada Catarinense*. Herbário Barbosa Rodrigues, Itajaí, Brazil.
- Saint-Hilaire, A.** 1828. *Flora Brasiliae Meridionalis* (4th ed.). Paris: Apud A. Belin, Bibliopolam, Via Dicta Des Mathurins.
- Slusarski, S. R., Cervi, A. C., & Guimarães, A.** 2007. Estudo taxonômico das espécies nativas de *Hypericum* L. (Hypericaceae) no Estado do Paraná, Brasil. *Acta Botanica Brasilica* 21: 163–184.
- Smith, L. B.** 1958. Notes on South American phanerogams - II. *Journal of the Washington Academy of Sciences* 48: 310–314.
- Turland, N. J., J. H. Wiersema, F. R. Barrie, W. Greuter, D. L. Hawksworth, P. S. Herendeen, S. Knapp, W.-H. Kusber, D.-Z. Li, K. Marhold, T. W. May, J. McNeill, A. M. Monro, J. Prado, M. J. Price & G. F. Smith.** (eds.). 2018: International Code of Nomenclature for algae, fungi, and plants (Shenzhen Code) adopted by the Nineteenth International Botanical Congress Shenzhen, China, July 2017. *Regnum Vegetabile* 159. Koeltz Botanical Books, Glashütten.
- Vellozo, J. M. C.** 1829. *Florae fluminensis*, vol. 1. F. Janeiro, Rio de Janeiro.
- Vellozo, J. M. C.** 1831. *Florae fluminensis Icones*, vol. 5. Officina lithographica A. Senefelder, Paris.
- Vogel Ely, C., Shimizu, G. H., Marinho, L. C., & Martins, M. V.** 2018. Hypericaceae. *In*: *Flora do Brasil 2020 in construction*. <http://floradobrasil.jbrj.gov.br/reflora/floradobrasil/FB7994> (Accessed 7 February 2018).

## 1 PARTE II — CLARIFYING THE NOMENCLATURE OF NON-ANDEAN SOUTH AMERICAN

2 *HYPERICUM* (HYPERICACEAE)3  
4 **Cleusa Vogel Ely<sup>1\*</sup>, Sérgio Augusto de Loreto Bordignon<sup>2</sup> & Ilsi Iob Boldrini<sup>1</sup>**5  
6 <sup>1</sup>Universidade Federal do Rio Grande do Sul, Programa de Pós-Graduação em Botânica,  
7 Av. Bento Gonçalves, 9500, Setor IV, Porto Alegre, Rio Grande do Sul, 91501-970,  
8 Brazil.9 <sup>2</sup>Universidade La Salle, Programa de Pós-Graduação em Avaliação de Impactos  
10 Ambientais, Canoas, RS, Brazil.11  
12 Author for correspondence: *Cleusa Vogel Ely*, *cleusavely@gmail.com*13 **Nomenclature of non-Andean South American *Hypericum***14  
15  
16 ABSTRACT17 An updated taxonomic and nomenclatural framework is essential to develop most studies  
18 within biology fields. To stabilize the application of *Hypericum* names and avoid future  
19 problems, we critically reviewed the protologues, the main Floras in which the studied  
20 names are listed, and type specimens of all names described for non-Andean South  
21 America (Argentina, Brazil, Paraguay, and Uruguay). Application of the term holotype is  
22 corrected to lectotype for seventeen names and type is corrected to lectotype for six names  
23 (“inadvertent lectotypifications”). For *H. paraguense* the term lectotype is corrected to  
24 neotype, for *H. polyanthemum* the term isotype is corrected to neotype and for *H.*  
25 *nudicaule* the term type is corrected to neotype (“inadvertent neotypifications”). For  
26 twenty-five names, lectotypifications are provided, including one re-lectotypification (*H.*  
27 *brasiliense* var. *angustifolium*) and twenty second-step lectotypifications. Neotypes are  
28 designated for four names. Five new synonyms are proposed (*H. campestre* subsp.  
29 *pauciflorum*, *H. campestre* subsp. *tenuis*, *H. rigidum* subsp. *bracteatum*, *H. rigidum* subsp.  
30 *meridionale*, and *H. rigidum* subsp. *sellowianum*), and two superfluous names are  
31 detected (*H. bolivianum* and *H. connatum* var. *obscurum*).32  
33 KEYWORDS

34 lectotypifications; neotypifications; nomenclature, superfluous names, synonymizations.

35

## 36 INTRODUCTION

37 *Hypericum* L. includes approximately 500 species distributed worldwide  
38 (Robson, 2016). In South America, *Hypericum* has two centers of species richness:  
39 Andean páramo and southeastern South American grasslands (Robson, 1987, 1990),  
40 which is why the species are informally divided into Andean and non-Andean groups.  
41 Recent changes in the circumscription within the genus *Hypericum* have allocated all  
42 South American species in the subgenus *Brathys* (Robson, 2016). However, these South  
43 American species are also formally included within the two largest, non-monophyletic  
44 (Meseguer & al., 2013; Nürk & al., 2013), sections of the genus: *Brathys* and  
45 *Trigynobrathys* (Robson, 1987, 1990).

46 Some important Floras and revisions of the genus for South America were  
47 published in the last 60 years (Smith, 1958; Rodríguez Jiménez, 1973, 1980; Robson,  
48 1987, 1990; Bittrich, 2003; Ulibarri, 2005; Slusarski & al., 2007). However, many of  
49 them have synonyms and even species concept divergent. Additionally, a substantial  
50 proportion of the South American *Hypericum* names were described by different authors,  
51 based on specimens collected by different botanists, who have distributed their collections  
52 to several herbaria of the world. All this, hinders the access to type specimens, impairing  
53 a complete nomenclatural treatment. No holotype exists for most South American  
54 *Hypericum* names, and therefore lectotypifications have to be made. Many inadvertent  
55 lectotypifications or inadvertent neotypifications (Prado & al., 2015) have already be  
56 done in previous revisions (Rodríguez Jiménez, 1973; Robson, 1987, 1990); nevertheless,  
57 several nomenclatural gaps persist in the South American *Hypericum* names.

58 Herein, after analyzing the protologues and carefully studying the type specimens  
59 of all non-Andean South American *Hypericum* names, we performed a detailed  
60 nomenclatural treatment to enhance the nomenclatural stability of these names.

61

## 62 MATERIALS AND METHODS

63 This work is based on the analysis of relevant literature (i.e., protologues, and  
64 main Floras in which the studied names are listed) and examination of type specimens  
65 preserved in different herbaria of the world. Some original materials were accessed  
66 through online databases of herbaria (B, BM, BR, C, E, FI, G, GH, GOET, HAL, HBG,  
67 K, L, LINN, M, MICH, MO, MPU, MU, NY, P, PH, S, UPS, US, W, WIS and WU), and  
68 others were examined in the following herbaria: CTES, HBR, ICN, MBM, MVFA,  
69 MVM, R and RB. Nomenclatural treatment follows the rules of the Shenzhen Code  
70 (Turland & al., 2018).

71 In selecting lectotypes, we have carefully checked the conformity of the type  
72 specimens with the description in the protologue. Isolectotypes are only cited when there  
73 is no doubt that they are duplicates of the lectotype. The terms “possible isolectotypes”  
74 or “possible isoneotypes” were applied for sheets liable to be duplicates of lectotypes or  
75 neotypes that does not have a collector number. Otherwise, the term “probable  
76 isolectotype(s)” is used when there are signs that the sheet is duplicate of the lectotype,  
77 but the collector number is missing in the probable duplicate but present in the lectotype.  
78 When a sheet was chosen as a lectotype among several syntypes that were collected from  
79 different locations and/or by different collectors, and at different dates, the item  
80 “remaining syntypes” was added. We indicated “†” for all type specimens that have not  
81 been found or that were destroyed. The acronym “n.v.” (= “non vidi”) was placed beside  
82 those specimens that have not been checked by the authors.

83 In the following account, all accepted *Hypericum* from non-Andean South  
 84 America were ordered alphabetically and written in bold. For all new typifications,  
 85 synonyms or names listed as illegitimate for the first time, we provide a discussion and a  
 86 brief justification. For many Sellow and Saint Hilaire types, the dates and collection  
 87 localities were updated based on Herter (1945).

88

## 89 NOMENCLATURAL TREATMENT

90 Application of the term holotype is corrected to lectotype for seventeen names,  
 91 and type is corrected to lectotype for six names (“inadvertent lectotypifications”, see  
 92 Prado & al., 2015). For *H. paraguense* the term lectotype is corrected to neotype, for *H.*  
 93 *polyanthemum* the term isotype is corrected to neotype, and for *H. nudicaule* the term  
 94 type is corrected to neotype (“inadvertent neotypifications”, see Prado & al., 2015). For  
 95 twenty-five names, lectotypifications are provided, including one re-lectotypification (*H.*  
 96 *brasiliense* var. *angustifolium*) and twenty second-step lectotypifications. Neotypes are  
 97 designated for four names. Five new synonyms are proposed (*H. campestre* subsp.  
 98 *pauciflorum*, *H. campestre* subsp. *tenuis*, *H. rigidum* subsp. *bracteatum*, *H. rigidum* subsp.  
 99 *meridionale*, and *H. rigidum* subsp. *sellowianum*), and two superfluous names are  
 100 detected (*H. bolivianum* and *H. connatum* var. *obscurum*).

101

102

103

104 1. ***Hypericum austrobrasiliense*** Vog.Ely, Boldrini & Bordignon in Phytotaxa 192(4):  
 105 290. 2015 – Holotype: BRAZIL. Rio Grande do Sul, Bom Jesus, margem da BR-  
 106 285, 12 December 2007, S. Bordignon & G. L. von Poser 3454 (ICN barcode  
 107 00000239!; isotypes: K barcode K000543822!; MBM barcode 409615!; RB  
 108 barcode RB01112719!). — Image of holotype available at  
 109 [http://reflora.jbrj.gov.br/reflora/geral/ExibeFiguraFSIUC/ExibeFiguraFSIUC.do](http://reflora.jbrj.gov.br/reflora/geral/ExibeFiguraFSIUC/ExibeFiguraFSIUC.do?idFigura=87919726)  
 110 [?idFigura=87919726](http://reflora.jbrj.gov.br/reflora/geral/ExibeFiguraFSIUC/ExibeFiguraFSIUC.do?idFigura=87919726)

111

112 2. ***Hypericum bordignonii*** Vog.Ely and Boldrini in Syst. Bot. 40(4): 989. 2015 –  
 113 Holotype: BRAZIL. Rio Grande do Sul, Porto Alegre, Morro Santa Teresa, 2  
 114 December 2013, C. Vogel Ely and S. Bordignon 360 (ICN barcode 00003526!;  
 115 isotypes: RB barcode RB01408745!, US!, and NY barcode 03090956!). — Image  
 116 of NY-isotype available at  
 117 [http://sweetgum.nybg.org/science/vh/specimen\\_details.php?irn=3373251](http://sweetgum.nybg.org/science/vh/specimen_details.php?irn=3373251)

118

119 3. ***Hypericum brasiliense*** Choisy in Prodr. 1: 547. 1824. ≡ *Sarothra brasiliensis* (Choisy)  
 120 Y.Kimura in Nakai & Honda, Nov. Fl. Jap 10: 71. 1951 – Neotype (designated by  
 121 Rodríguez Jiménez in Mem. Soc. Ci. Nat. La Salle 33: 120. 1973): BRAZIL. Rio  
 122 de Janeiro, 1830, *Gaudichaud 1* (G barcode G00355062 [image!]). — Image of  
 123 neotype available at [http://www.ville-](http://www.ville-ge.ch/musinfo/bd/cjb/chg/adetail.php?id=260044&base=img&lang=en)  
 124 [ge.ch/musinfo/bd/cjb/chg/adetail.php?id=260044&base=img&lang=en](http://www.ville-ge.ch/musinfo/bd/cjb/chg/adetail.php?id=260044&base=img&lang=en)

125 = *Hypericum laxiusculum* A.St.-Hil. in Pl. Usuel. Bras. 1, t. 62. March 1828 – **Lectotype**  
 126 (first-step designated by Robson in Bull. Brit. Mus. (Nat. Hist.), Bot. 20(1): 73.  
 127 1990; **second-step designated here**): BRAZIL. [Paraná], Campos Gerais,  
 128 Fazenda Fortaleza, February [1820] 1816–1822, A. de Saint-Hilaire C2-1457<sup>ter</sup> (P  
 129 barcode P02440242 [image!]; isolectotypes: P barcode P02440243 [image!],  
 130 MPU barcode MPU022179 [image!]). — Image of lectotype available at  
 131 <http://coldb.mnhn.fr/catalognumber/mnhn/p/p02440242>



- 132 = *Hypericum campestre* Cham. & Schltl. in *Linnaea* 3: 122. April 1828 – **Lectotype**  
 133 (first-step designated by Robson in *Bull. Brit. Mus. (Nat. Hist.), Bot.* 20(1): 76.  
 134 1990; **second-step designated here**): BRAZIL. [Paraná or Santa Catarina], “ad  
 135 fluvium Rio Negro aliisque pluribus locis”, [1828] 1814–1831, *Sellow s.n.* (HAL  
 136 barcode HAL0014522 [image!]; isolectotypes: W barcode W0061475 [image!],  
 137 K barcode K000221188 [image!], M barcode M-0112210 [image!]). — Image of  
 138 lectotype available at  
 139 <https://herbarium.univie.ac.at/database/detail.php?ID=140497>
- 140 = *Hypericum linoides* A.St.-Hil. in *Fl. Bras. Merid.* 1: 333. September 1828 (“1825”). ≡  
 141 *Hypericum brasiliense* var. *linoides* (A.St.-Hil.) C.Rodr.Jim. *Mem. Soc. Ci. Nat.*  
 142 La Salle 33: 126. 1973 – **Lectotype** (first-step designated by Rodríguez Jiménez  
 143 in *Mem. Soc. Ci. Nat. La Salle* 33: 126. 1973, corrected from “type”; **second-step**  
 144 **designated here**): BRAZIL. Rio Grande do Sul, “crescit ad ripas rivuli vulgò  
 145 Garapuita, in parte occidentali provinciæ de Rio Grande de S. Pedro do Sul”,  
 146 February [1821] 1816–1822, *A. de Saint-Hilaire C2-2575<sup>4</sup>* (P barcode P00798950  
 147 [image!]; isolectotypes: P barcodes P00798951 & P00798952 [images!], MPU  
 148 barcode MPU022173 [image!]). — Image of lectotype available at  
 149 <http://coldb.mnhn.fr/catalognumber/mnhn/p/p00798950>
- 150 = *Hypericum punctulatum* A.St.-Hil. in *Fl. Bras. Merid.* 1: 334. September 1828 (“1825”).  
 151 ≡ *Hypericum brasiliense* var. *latifolium* Reichardt in Martius, *Fl. Bras.* 12(1): 193.  
 152 1878. ≡ *Hypericum brasiliense* var. *punctulatum* (A.St.-Hil.) R.Keller in *Bull.*  
 153 *Herb. Boissier ser.* 2, 3: 1126. 1903 – **Lectotype** (first-step designated by Robson  
 154 in *Bull. Brit. Mus. (Nat. Hist.), Bot.* 20(1): 73. 1990, corrected from “holotype”;  
 155 **second-step designated here**): BRAZIL. “in campis haud longè ab urbe  
 156 Mantiqueira, in provinciâ Minas Geraës”, 1816–1822, *A. de Saint-Hilaire B1-123*  
 157 (P barcode P02440246 [image!]; isolectotypes: P barcodes P02440245 &  
 158 P02440247 [images!]). — Image of lectotype available at  
 159 <http://coldb.mnhn.fr/catalognumber/mnhn/p/p02440246>
- 160 = *Receveura graveolens* Vell. in *Fl. Flumin.* 1: 237. 1829 – **Lectotype (designated here)**:  
 161 BRAZIL. [Rio de Janeiro or São Paulo]; [illustration] Original parchment plate of  
 162 Flora Fluminensis in the Manuscript Section of the Biblioteca Nacional, Rio de  
 163 Janeiro [cat. no.: mss1198654\_123] and later published in Vellozo, *Fl. Flumin.*  
 164 *Icon.* 5: t. 120. 1831.
- 165 = *Hypericum brasiliense* var. *angustifolium* Reichardt in Martius, *Fl. Bras.* 12(1): 193.  
 166 1878 – **Lectotype (designated here)**: BRAZIL. Serra do Cuiaba, August 1825,  
 167 *A.L.P da Silva Manso 360* (BR barcode BR0000008676535 [image!]). Remaining  
 168 syntypes: BRAZIL. s. loc., 1839, *J. Pohl s.n.* (M barcode M-0112203 [image!]).  
 169 BRAZIL. s. loc., s. dat., *J. Pohl s.n.* (BR barcode BR000000867612 [image!]). —  
 170 Image of lectotype available at  
 171 <https://plants.jstor.org/stable/viewer/10.5555/al.ap.specimen.br0000008676535>
- 172 = *Hypericum stylosum* Rusby in *Bull. New York Bot. Gard.* 4: 326. 1907. ≡ *Hypericum*  
 173 *bolivianum* R.Keller in *Bull. Herb. Boissier ser.* 2, 8: 189. 1908, **nom. illeg.**  
 174 **superfl.** (Art. 52.1–2 of the ICN, Turland & al., 2018) – **Lectotype** (first-step  
 175 designated by Robson in *Bull. Brit. Mus. (Nat. Hist.), Bot.* 20(1): 73. 1990,  
 176 corrected from “holotype and isotypes”; **second-step designated here**):  
 177 BOLIVIA. Dpto. La Paz, Prov. Nor Yungas, Coripati [Coripata], 30 March 1894,  
 178 *M. Bang 2107* (NY barcode 00075931 [image!]; isolectotypes: NY barcodes  
 179 00075928, 00075929 & 00075933 [images!], US barcodes 00114108 & 00114053  
 180 [images!], W barcodes W0051668 [images!], WU barcode 069237 [image!], GH  
 181 barcode 00067652 [image!], MO barcode MO-279733 [image!], K barcode

- 182 K000221212 [image!], E barcode E00394831 [image!], PH barcode PH00015340  
 183 [image!], WIS barcode v0255848 [image!], MICH barcode 1115545 [image!],  
 184 BM barcode BM000624717 [image!]). — Image of lectotype available at  
 185 [http://sweetgum.nybg.org/science/vh/specimen\\_details.php?irn=125983](http://sweetgum.nybg.org/science/vh/specimen_details.php?irn=125983)  
 186 = *Hypericum anceps* Larrañaga in Pub. Inst. Hist. Geog. Urug. 2: 239. 1923 – Neotype  
 187 (designated by Robson in Bull. Brit. Mus. (Nat. Hist.), Bot. 20(1): 86. 1990):  
 188 URUGUAY. s. loc., s. dat., *J. Arechavaleta s.n.* (US-fragment barcode 01106010  
 189 [image!]; isoneotype: MVM No. 570!). — Image of neotype available at  
 190 <http://n2t.net/ark:/65665/3f2e01da1-a493-4de5-aae0-c2c20b368c6f>  
 191 = *Hypericum campestre* subsp. *pauciflorum* N.Robson in Bull. Brit. Mus. (Nat. Hist.),  
 192 Bot. 20(1): 76. 1990, **syn. nov.** – Holotype: BRAZIL. Paraná, Quatro Barras, Rio  
 193 Taquarí, 28 June 1982, *P.I. Oliveira 565* (BM barcode BM000624770 [image!];  
 194 isotypes: MU barcode MU000000210 [image!], C barcode C10009471 [image!],  
 195 MBM barcode 077944!). — Image of holotype available at  
 196 <http://data.nhm.ac.uk/object/51be3d87-3d7f-447d-af2d-00ff738981cc>  
 197 = *Hypericum campestre* subsp. *tenuis* N.Robson in Bull. Brit. Mus. (Nat. Hist.), Bot.  
 198 20(1): 77. 1990, **syn. nov.** – Holotype: PARAGUAY. [Dpto. Concepción], Villa  
 199 Sana, Swischen Rio Apa und Rio Aquidaban, 30 January 1909, *Fiebrig 4895* (BM  
 200 barcode BM000549682 [image!]; isotypes: K barcode K000634800 [image!], G  
 201 barcodes G00306599 & G00306600 [images!]). — Image of holotype available  
 202 at <http://data.nhm.ac.uk/object/c4287d94-0f69-40d8-bf45-ce69d3b3ee6a>  
 203

204 *Hypericum brasiliense* is an extremely variable species, which may be related to  
 205 the different environments it occupies, as well as to the presence of apomixis and different  
 206 levels of ploidy observed in this species (Moraes & al., 2009). As a result, the definition  
 207 of *H. brasiliense*'s concept and its synonyms is somewhat controversial. For some  
 208 authors, *H. brasiliense* can be distinguished from *H. campestre* by capsule's  
 209 characteristics and sepals that exceed the fruits (Chamisso & Schlechtendal, 1828;  
 210 Reichardt, 1878). Other authors, however, distinguish *H. brasiliense* from *H. campestre*  
 211 for almost the same capsule's characteristics but argue that in the first species, the sepals  
 212 do not exceed the fruits (Smith, 1958; Robson, 1990; Ulibarri, 2005). Our field  
 213 observations do not confirm these morphological differences, that is, we observed in  
 214 different localities individuals with fruits and calyx varying widely within the same  
 215 population and even within the same specimen. Equally important, is note that *H.*  
 216 *brasiliense* and *H. campestre* types have sepals exceeding capsules. Thus, we consider *H.*  
 217 *campestre* synonymous of *H. brasiliense* (as well as Rodríguez Jiménez, 1973, 1980;  
 218 Bittrich, 2003; Slusarski & al., 2007). We also consider *H. linoides* synonymous of *H.*  
 219 *brasiliense* (as well as Ulibarri, 2005), since we find no clear limits separating these  
 220 names. The remaining *H. brasiliense*'s synonyms are more widely accepted (see  
 221 Rodríguez Jiménez, 1973; Robson, 1990).

222 For *H. laxiusculum*, Robson (1990) cites the lectotype in P, but the existence of  
 223 three sheets in this herbarium requires a second-step lectotypification (Art. 9.17 of the  
 224 ICN, Turland & al., 2018). We chose the sample P02440242 as the lectotype because this  
 225 sheet has Saint Hilaire's handwriting on the label and the data matches the protologue.  
 226 The sheet P02440244 also seems to be part of the original material of *H. laxiusculum*  
 227 because it has Saint Hilaire's handwriting on the label. However, we did not include  
 228 P02440244-sheet as a probable isolectotype of *H. laxiusculum* because first, the collector  
 229 number is missing, and second, the specimen morphology is more similar to *H. carinatum*  
 230 than to *H. brasiliense*. Therefore, we are not convinced that P02440244 is a duplicate of  
 231 P02440242, P02440243, and MPU022179.

232 For *H. campestre*, there is no collection number cited in the protologue. Robson  
 233 (1990) mentioned the B-destroyed specimen (Sellow 1655) as lectotype and the K  
 234 specimen (Sellow s. n.) as “isotype”. However, as one of the sheets cited by Robson  
 235 (1990) has a collection number and the other does not, they should not be considered  
 236 duplicates. Furthermore, as the designated lectotype is destroyed, and no duplicates  
 237 apparently exist, a second-step lectotypification is required (Art. 9.17 of the ICN, Turland  
 238 & al., 2018). The chosen lectotype and all isolectotypes have Schlechtendal’s handwriting  
 239 on the label. Both subspecies of *H. campestre* described by Robson (1990) were here  
 240 synonymized with *H. brasiliense* because it is tough to apply the morphological limits  
 241 established in the protologue in the specimens found in nature and the herbaria.

242 One inadvertent lectotypification of *H. linoides* by Rodríguez Jiménez (1973)  
 243 cited the type in P, but the existence of three sheets in this herbarium requires a second-  
 244 step lectotypification (Art. 9.17 of the ICN, Turland & al., 2018). Although the collector  
 245 number is missing from exsiccate P00798950, we chose this sheet as lectotype of *H.*  
 246 *linoides* because it is morphologically complete and has Saint Hilaire’s handwriting with  
 247 data that matches the protologue on the label.

248 One inadvertent lectotypification of *H. punctulatum* by Robson (1990) cited the  
 249 “holotype” in P, but the existence of three sheets in this herbarium requires a second-step  
 250 lectotypification (Art. 9.17 of the ICN, Turland & al., 2018). We chose the sample  
 251 P02440246 as the lectotype because this sheet has Saint Hilaire’s handwriting on the label  
 252 and the data matches the protologue.

253 For *Receveura graveolens* the original parchment illustration housed in the  
 254 Biblioteca Nacional in Rio de Janeiro was chosen as lectotype because it is the only  
 255 surviving original material (Article 9.4 in Turland & al., 2018). Vellozo’s original  
 256 collections were sent to the Museu Real de Lisboa between 1797 and 1798, but yet no  
 257 original material has been found in Portugal or Paris (Lima, 1995; Pastore, 2013;  
 258 Pellegrini & al., 2015).

259 For *H. brasiliense* var. *angustifolium* there is no information of the type cited in  
 260 the protologue. However, we found three sheets with Reichardt’s handwriting, of which  
 261 we choose the sheet with more information (BR0000008676535) to be the lectotype.  
 262 Robson (1990) cites *Saint Hilaire 2158* from P as “holotype” of *H. brasiliense* var.  
 263 *angustifolium*, but we found no evidence that Reichardt used this material to describe the  
 264 new variety. Thus, we proceeded a re-lectotypification of *H. brasiliense* var. *angustifolium*.

265 One inadvertent lectotypification of *H. stylosum* by Robson (1990) cited the  
 266 “holotype” in NY, but the existence of four sheets in this herbarium requires a second-  
 267 step lectotypification (Art. 9.17 of the ICN, Turland & al., 2018). We chose the sample  
 268 NY00075931 as the lectotype because it is morphologically the most complete sheet. *H.*  
 269 *bolivianum* has the same type as *H. stylosum*, which makes it an illegitimate superfluous  
 270 name (Art. 52.1–2 of the ICN, Turland & al., 2018).

271

272 4. *Hypericum caprifoliatum* Cham. & Schldl. in *Linnaea* 3: 125. 1828 – **Lectotype** (first-  
 273 step designated by Rodríguez Jiménez in *Mem. Soc. Ci. Nat. La Salle* 33: 127.  
 274 1973, corrected from “type and isotype”; **second-step designated here**):  
 275 BRAZIL. “Brasiliae meridionalis provinciis”, 1814–1831 [1823–1828], *Sellow*  
 276 *s.n.* (BR barcode BR0000008677112 [image!]; isolectotype: HAL barcode  
 277 HAL0014527 [image!]). — Image of lectotype available at  
 278 [http://www.br.fgov.br/RESEARCH/COLLECTIONS/HERBARIUM/detail.php](http://www.br.fgov.br/RESEARCH/COLLECTIONS/HERBARIUM/detail.php?ID=435790)  
 279 [?ID=435790](http://www.br.fgov.br/RESEARCH/COLLECTIONS/HERBARIUM/detail.php?ID=435790)

280

281 For *Hypericum caprifoliatum*, there is no collection number cited in the  
 282 protologue. One inadvertent lectotypification of *H. caprifoliatum* by Rodríguez Jiménez  
 283 (1973) mentioned the G specimen (Sellow 1356) as the type and the BR (Sellow s. n.)  
 284 specimen as “isotype”. Subsequently, Robson (1990) mentioned the B-destroyed  
 285 specimen (Sellow 1356) as “holotype” and the BR (Sellow s. n.), G (Sellow 1356) and S  
 286 (Sellow 1356) specimens as “isotypes”. However, we have two caveats regarding these  
 287 determinations. First, the BR (BR0000008677112) specimen does not have collection  
 288 number; therefore, it should not be considered a duplicate of Sellow 1356 (Art. 9.5 of the  
 289 ICN, Turland & al., 2018). Second, the specimens in G (G00355623) and S (S03-1990 &  
 290 S11-31752) have the Sellow’s collector number added belatedly and did not have  
 291 Schlechtendal’s annotations on the label; thus, we are not convinced that they are original  
 292 material and, therefore, should not be considered for typification purposes. Consequently,  
 293 a second-step lectotypification, prioritizing the specimen cited by Rodríguez Jiménez  
 294 (1973) as “isotype” seems appropriate (Art. 9.17 of the ICN, Turland & al., 2018). The  
 295 chosen lectotype (BR0000008677112) is morphologically complete and has  
 296 Schlechtendal’s handwriting on the label, as well as its isolectotype (HAL0014527).  
 297

- 298 5. *Hypericum carinatum* Griseb. in Symb. Fl. Argent. 41. 1879 – Lectotype (designated  
 299 by Robson in Bull. Brit. Mus. (Nat. Hist.), Bot. 20(1): 84. 1990, corrected from  
 300 “holotype”): ARGENTINA. Córdoba, Sierra Achala, N. Cuesta de Copina, 22  
 301 February 1877, *G. Hieronymus* 881 (GOET barcode GOET000923 [image seen  
 302 on JStor!]). — Image of lectotype available at  
 303 <https://plants.jstor.org/stable/viewer/10.5555/al.ap.specimen.goet000923>  
 304 = *Hypericum paraguense* R.Keller in Bull. Herb. Boissier ser. 2, 8: 181. 1908 – Neotype  
 305 (designated by Robson in Bull. Brit. Mus. (Nat. Hist.), Bot. 20(1): 84. 1990):  
 306 PARAGUAY. Dpto. Concepción, prope Concepción, September 1901, *E. Hassler*  
 307 7395 (G barcode G00381661 [image!]). — Image of neotype available  
 308 at <http://www.ville-ge.ch/musinfo/bd/cjb/chg/adetail.php?id=303429&lang=fr>  
 309 = *Hypericum altissimum* R.Keller in Engler, Bot. Jahrb. Syst. 58: 199. 1923 – **Lectotype**  
 310 (first-step designated by Robson in Bull. Brit. Mus. (Nat. Hist.), Bot. 20(1): 85.  
 311 1990, corrected from “holotype and isotypes”; **second-step designated here**):  
 312 PARAGUAY. Prope Asuncion, S. Izabel, “in campo sicco juxta ripam fluvii  
 313 Paraguay”, 17 September 1893, *C. A. M. Lindman in herb. Regnelli Ser. I, No.*  
 314 *2061* (S barcode S03-1987 [image!]; isolectotypes: S barcode S11-31744  
 315 [image!], R barcode R000078970!, GH barcode GH00067650 [image!]). —  
 316 Image of lectotype available at [http://herbarium.nrm.se/img/fbo/large/S03-](http://herbarium.nrm.se/img/fbo/large/S03-001001/S03-1987.jpg)  
 317 [001001/S03-1987.jpg](http://herbarium.nrm.se/img/fbo/large/S03-001001/S03-1987.jpg)  
 318 = *Hypericum megapotamicum* Malme in Ark. Bot. 23A(4): 17. 1930 – **Lectotype**  
 319 (**designated here**): BRAZIL. Rio Grande do Sul, Canoas prope Porto Alegre, 30  
 320 November 1901, *G. O. A. Malme in herb. Regnelli Ser. II, No. 665* (S barcode  
 321 S03-2000 [image!]; isolectotype: S barcode S11-31746 [image!]). Remaining  
 322 syntype: BRAZIL. Rio Grande do Sul, Povo Novo prope Pelotas, 12 Nov 1901,  
 323 *Malme in herb. Regnelli Ser. II, No. 410* (S barcode S11-32601 [image!]). —  
 324 Image of lectotype available at [http://herbarium.nrm.se/img/fbo/large/S03-](http://herbarium.nrm.se/img/fbo/large/S03-001001/S03-2000.jpg)  
 325 [001001/S03-2000.jpg](http://herbarium.nrm.se/img/fbo/large/S03-001001/S03-2000.jpg)  
 326

327 There is no collection number cited in the protologue of *H. carinatum*. Therefore,  
 328 as we do not know if the gathering “*Hieronymus* 881” was represented only by a single  
 329 specimen, we consider the holotype indication by Robson (1990) an inadvertent  
 330 lectotypification.



331 For *H. paraguense*, there is no information of the type cited in the protologue. The  
 332 species description occurred briefly within the species key. Robson (1990) cited the  
 333 specimen in G as lectotype, but there is no evidence that R.Keller used this specimen in  
 334 species description. Thus, we consider Robson’s lectotype indication an inadvertent  
 335 neotypification.

336 For *H. altissimum*, there is a herbarium number cited in the protologue (2061).  
 337 One sheet with this number was destroyed in B during the Second World War, and  
 338 duplicates exist in S, R and GH herbaria. One inadvertent lectotypification of *H.*  
 339 *altissimum* by Robson (1990) mentioned the B-destroyed specimen “holotype”, while the  
 340 specimens in S and GH were called “isotypes”. However, as the B-sheet was destroyed  
 341 and duplicates exist, a second-step lectotypification is required (Art. 9.17 of the ICN,  
 342 Turland & al., 2018). We chose S03-1987 as lectotype because it is morphologically  
 343 complete.

344 There are syntypes of *H. megapotamicum* deposited in the S herbarium. All  
 345 syntypes have a herbarium number cited in the protologue (410 & 665). We chose S03-  
 346 2000 as lectotype because it is morphologically complete and has a duplicate specimen  
 347 (S11-31746).

348  
 349 6. *Hypericum cavernicola* L.B.Sm. in *Wrightia* 2: 90. 1960 – Holotype: URUGUAY.  
 350 Tacuarembó, Gruta de los Cuervos, 17 December 1907, *Berro* 4862 (US barcode  
 351 00037001 [image!]; isotypes: MVFA barcodes 0000039! & 0000040!, K barcode  
 352 K000221233 [image!]). — Image of holotype available at  
 353 <http://n2t.net/ark:/65665/3ef38cbc0-afc3-45d1-8141-4159303e2514>  
 354

355 7. *Hypericum connatum* Lam. in *Encycl.* 4: 168. 1797. ≡ *Brathys connata* (Lam.) Spach.  
 356 in *Hist. Nat. Vég.* 5: 450. 1836. ≡ *Hypericum connatum* var. *obscurum* Briq. in  
 357 *Annu. Conserv. Jard. hot. Genève* 20: 389. 1919, **nom. illeg. superfl.** (Art. 52.1–  
 358 2 of the ICN, Turland & al., 2018). ≡ *Sarothra connata* (Lam.) Y. Kimura in Nakai  
 359 & Honda, *Nov. Fl. Jap* 10: 71. 1951 – **Lectotype** (first-step designated by  
 360 Rodríguez Jiménez in *Mem. Soc. Ci. Nat. La Salle* 33: 129. 1973, corrected from  
 361 “type and isotype”; **second-step designated here**): URUGUAY. Montevideo,  
 362 “Cette singulière espèce croît naturellement sur le morne de Montevideo”, May  
 363 1767, *Commerson s.n.* (P barcode P00798959 [image!]; isolectotypes: P barcode  
 364 P00798960 [image!], P barcode P00798961 [image!], P barcode P00670152  
 365 [image!], MPU barcode MPU022193 [image!], LINN barcode LINN-HS 1244.21  
 366 [image!], FI barcode FI005984, only the specimen from the lower left corner  
 367 [image!]). — Image of lectotype available at  
 368 <http://coldb.mnhn.fr/catalognumber/mnhn/p/p00798959>

369 = *Hypericum chlorifolium* A.St.-Hil. in *Fl. Bras. Merid.* 1: 329. 1828 (“1825”). ≡  
 370 *Hypericum connatum* var. *chlorifolium* (A.St.-Hil.) Reichardt *Fl. Bras.* 12(1): 192.  
 371 1878 – Holotype: BRAZIL. São Paulo [Paraná], Campos Gerais, prope Fazenda  
 372 Fortaleza, February [1820] 1816–1822, *A. de Saint-Hilaire C2-1476<sup>bis</sup>* (P barcode  
 373 P02440251 [image!]). — Image of holotype available at  
 374 <http://coldb.mnhn.fr/catalognumber/mnhn/p/p02440251>

375 = *Hypericum connatum* var. *paraguariense* Briq. in *Annu. Conserv. Jard. hot. Genève*  
 376 20: 390. 1919 – Lectotype (designated by Rodríguez Jiménez in *Mem. Soc. Ci.*  
 377 *Nat. La Salle* 33: 130. 1973, corrected from “type and isotypes”): BOLIVIA.  
 378 Dpto. Tarija, [Prov. Aniceto Arce], Bermejo, 3 December 1903, *Fiebrig 2361 pro*  
 379 *parte* (G barcode G00418923 [image!]). Remaining syntypes: PARAGUAY.  
 380 [Dpto. Alto Paraná] Tacurupucú, [1885–1895], *E. Hassler* 2272 (G barcode



381 G00448822 [image!]). PARAGUAY. [Dpto. Canindeyú], Sierra de Maracayú,  
 382 San Blas (Yerutí), December [1898–1899], *E. Hassler 5731 [5751]* (G barcodes  
 383 G00448823 & G00448824 [images!], BM barcode BM000549678 [image!]).  
 384 PARAGUAY. Chaloló, December [1900], *E. Hassler 6783* (G barcodes  
 385 G00448826 & G00448827 [images!], BM barcode BM000816135 [image!]).  
 386 PARAGUAY. [Dpto. Guairá] Cordillera de Villarrica, January [1905], *E. Hassler*  
 387 *8758* (G barcodes G00448828, G00448829 & G00448829\_a [images!], BM  
 388 barcode BM000816136 [image!]). PARAGUAY. [Dpto. Caaguazú], Yhú,  
 389 November [1905], *E. Hassler 9686* (G barcodes G00448830 & G00448830\_a  
 390 [images!], BM barcode BM000549679 [image!]). PARAGUAY. s. loc., s. dat., *E.*  
 391 *Hassler 6203* (G barcodes G00448821 & G00448821\_a [images!]). — Image of  
 392 two syntypes (*E. Hassler 8758* [BM000816136] & *E. Hassler 9686*  
 393 [BM000549679]) available at [http://data.nhm.ac.uk/object/65d7e136-dae4-4674-](http://data.nhm.ac.uk/object/65d7e136-dae4-4674-9f96-a62b03e6bed8)  
 394 [9f96-a62b03e6bed8](http://data.nhm.ac.uk/object/65d7e136-dae4-4674-9f96-a62b03e6bed8)

395 = *Hypericum connatum* var. *fiebrigii* Briq. in Annu. Conserv. Jard. hot. Genève 20: 390.  
 396 1919 – Lectotype (designated by Rodríguez Jiménez in Mem. Soc. Ci. Nat. La  
 397 Salle 33: 130. 1973, corrected from “type and isotypes”): BOLIVIA. Dpto. Tarija,  
 398 [Prov. Aniceto Arce], Bermejo, 3 December 1903, *Fiebrig 2361 pro parte* (G  
 399 barcode G00418922 [image!]; isolectotypes: SI!, NY barcode 00084888 [image!],  
 400 S barcode S11-32617 [image!], U barcode U0002411 [image!], US barcode  
 401 00114060 [image!], W barcode W19220001760 [image!]). — Image of NY-  
 402 isolectotype available at  
 403 [http://sweetgum.nybg.org/science/vh/specimen\\_details.php?irn=236161](http://sweetgum.nybg.org/science/vh/specimen_details.php?irn=236161)

404 = *Hypericum cyathifolium* Larrañaga in Pub. Inst. Hist. Geog. Urug. 2: 239. 1923 –  
 405 **Neotype (designated here)**: URUGUAY. Soriano, Vera, January 1898, *M. B.*  
 406 *Berro 240* (US barcode 03004550 [image!]; isoneotypes: MVFA! [two sheets  
 407 without barcode or herbarium number]). — Image of neotype available at  
 408 <http://n2t.net/ark:/65665/3bb4a17ee-948d-4f90-9d10-824a87a0ee15>  
 409

410 One inadvertent lectotypification of *H. connatum* by Rodríguez Jiménez (1973)  
 411 cited the type and isotype in P, but the existence of three sheets in this herbarium requires  
 412 a second-step lectotypification (Art. 9.17 of the ICN, Turland & al., 2018). We chose the  
 413 sample P00798959 as the lectotype because this sheet has Commerson’s handwriting on  
 414 the label and the data matches the protologue.

415 For *H. chlorifolium*, only one sheet that matches the protologue apparently exists  
 416 (P02440251), which is why it is called holotype (McNeill, 2014).

417 As observed by Robson (1990), Briquet cites *H. connatum* Lam. as a synonym of  
 418 his variety *H. connatum* var. *obscurum* and, by consequence, Briquet’s name is an  
 419 illegitimate superfluous name (Art. 52.1–2 of the ICN, Turland & al., 2018). Describing  
 420 other two new varieties for *Hypericum connatum* (*H. connatum* var. *paraguariense* Briq.  
 421 and *H. connatum* var. *fiebrigii* Briq.), Briquet cited the vouchers, but not the herbaria in  
 422 which type specimens should be deposited (Briquet, 1919). One inadvertent  
 423 lectotypification of both varieties by Rodríguez Jiménez (1973: 130) cited the types in G,  
 424 and according to Briquet’s notes, there is only one sheet of each taxon in this herbarium.  
 425 Therefore, the sample G00418923 is the lectotype of *H. connatum* var. *paraguariense*,  
 426 while G00418922 is the lectotype of *H. connatum* var. *fiebrigii*. It should be noted that  
 427 for *H. connatum* var. *paraguariense*, Robson (1990: 58) proposed a substitute lectotype,  
 428 arguing that, except for the lectotype, all other syntypes are from Paraguay (as well as the  
 429 epithet suggests). Although the arguments made by Robson (1990) are valid, the

430 lectotypification made by Rodríguez Jiménez (1973) did not violate the ICN rules (Art.  
431 9.19 of the ICN, Turland & al., 2018), and should be followed.

432 According to Dr. C. Diego Legrand (in Smith, 1958: 314), there is no type  
433 specimen for *H. cyathifolium*, nor the other Larrañaga's names. Therefore, since there is  
434 no original material to be used as lectotype, a neotype is required (Art. 9.8 of the ICN,  
435 Turland & al., 2018). We chose the sheet US03004550 as the neotype because this  
436 specimen is from the same region where Larrañaga worked (Uruguay).

- 437
- 438 8. *Hypericum cordiforme* A.St.-Hil. in Fl. Bras. Merid. 1: 330. 1828 (“1825”) –  
439 Lectotype (first-step designated by Robson in Bull. Brit. Mus. (Nat. Hist.), Bot.  
440 20(1): 59. 1990, corrected from “holotype and isotype”; second-step designated  
441 by Vogel Ely & al. in Brittonia 70(4): 380, 2018): BRAZIL. São Paulo, “in  
442 pascuis prope urbem Sancti Pauli”, 1816–1822, *A. de Saint-Hilaire C1-1172* (P  
443 barcode P01901409 [image!]; isolectotype: P barcode P01901411 [image!];  
444 probable isolectotype: P barcode P01901410 [image!]). — Image of lectotype  
445 available at <http://coldb.mnhn.fr/catalognumber/mnhn/p/p01901409>  
446 = *Receveura cordata* Vell. in Fl. Flumin. 1: 237. 1829. ≡ *Hypericum cordatum* (Vell.)  
447 N.Robson in Bull. Brit. Mus. (Nat. Hist.), Bot. 20(1): 59. 1990 – Lectotype  
448 (designated by Vogel Ely & al. in Brittonia 70(4): 380, 2018): BRAZIL. [Rio de  
449 Janeiro or São Paulo]: “Habitat campis apricis mediterraneis”; [illustration]  
450 Original parchment plate of Flora Fluminensis in the Manuscript Section of the  
451 Biblioteca Nacional, Rio de Janeiro [cat. no.: mss1198654\_122] and later  
452 published in Vellozo, Fl. Flumin. Icon. 5: t. 119. 1831 – Epitype (designated by  
453 Vogel Ely & al. in Brittonia 70(4): 380, 2018): BRAZIL. São Paulo, São Roque,  
454 Bairro Caete, 2 Dec 1987, *S. Tsugaru B2244* & *Y. Otsuka* (NY barcode 477006  
455 [image!]; isoepitype: OOM No. 45255 n.v.). — Image of epitype available at  
456 [http://sweetgum.nybg.org/science/vh/specimen\\_details.php?irn=210163](http://sweetgum.nybg.org/science/vh/specimen_details.php?irn=210163)  
457 = *Hypericum cordiforme* var. *genuinum* Briq. in Annu. Conserv. Jard. hot. Genève 20:  
458 391. 1919, nom. inval. (Art. 24.3 and 26.1 of the ICN, Turland & al., 2018).  
459 = *Hypericum cordatum* subsp. *kleinii* N.Robson in Bull. Brit. Mus. (Nat. Hist.), Bot.  
460 20(1): 60. 1990 – Holotype: BRAZIL. Santa Catarina, Lajes, 2 December 1956,  
461 *L. B. Smith* & *R. Klein 8100* (US barcode 00170339 [image!]; isotype: NY barcode  
462 00084889 [image!]). — Image of holotype available at  
463 <http://n2t.net/ark:/65665/33ec91c49-9ac5-4bd8-a253-f6ad7ea16fb0>  
464

465 For a detailed discussion on *H. cordiforme* and its synonyms see Vogel Ely & al.  
466 (2018b).

- 467
- 468 9. *Hypericum denudatum* A.St.-Hil. in Fl. Bras. Merid. 1: 336. 1828 (“1825”) –  
469 **Lectotype** (first-step designated by Robson in Bull. Brit. Mus. (Nat. Hist.), Bot.  
470 20(1): 71. 1990, corrected from “holotype”, **second-step designated here**):  
471 BRAZIL. Paraná, [near Tibagi, Barra do Iapó] “in pratis ad ripas amnis Yapò,  
472 haud longè à tugúrio Barra do Yapò, in parte provinciæ Sancti Pauli dictâ Campos  
473 Geraës”, February [1820] 1816–1822, *A. de Saint-Hilaire C1-1530* (P barcode  
474 P00798948 [image!]; isolectotype: P barcode P00798949 [image!]). — Image of  
475 lectotype available at <http://coldb.mnhn.fr/catalognumber/mnhn/p/p00798948>  
476

477 One inadvertent lectotypification of *H. denudatum* by Robson (1990) cited the  
478 “holotype” in P, but the existence of two sheets in this herbarium requires a second-step  
479 lectotypification (Art. 9.17 of the ICN, Turland & al., 2018). We chose the sample

480 P00798948 as the lectotype because this sheet is morphologically complete and has  
481 location data equal to the protologue written by Saint-Hilaire on the label.

482

483 10. *Hypericum gentianoides* (L.) Britton, Sterns & Poggenb. in Prelim. Cat. Pl. 9. 1888.  
484 ≡ *Sarothra gentianoides* L. in Sp. Pl. 1: 272. 1753. ≡ *Hypericum sarothra* Michx.  
485 in Fl. Bor.-Amer. 2: 79. 1803, nom. illeg. superfl. (Art. 52.1–2 of the ICN, Turland  
486 & al., 2018). ≡ *Sarothra hypericoides* Nutt. in Gen. N. Amer. Pl. 1: 204. 1818,  
487 nom. illeg. superfl. (Art. 52.1–2 of the ICN, Turland & al., 2018). ≡ *Brathys*  
488 *gentianoides* (L.) Spach in Ann. Sci. Nat., Bot. sér. 2, 5: 367. 1836 – Lectotype  
489 (designated by Rodríguez Jiménez in Mem. Soc. Ci. Nat. La Salle 33: 112. 1973):  
490 U.S.A. s. loc., s. dat., *Pehr Kalm s.n.* (LINN No. 391-1 [image!]). — Image of  
491 lectotype available at <http://linnean-online.org/3686/>

492 = *Hypericum nudicaule* Walter in Fl. Carol. 190. 1788 – Neotype (designated by Robson  
493 in Bull. Brit. Mus. (Nat. Hist.), Bot. 20(1): 45. 1990): U.S.A., Carolina, s. dat.,  
494 *Walter f. 60 no. 649* (BM barcode BM001024260 [image!]). — Image of neotype  
495 available at <http://data.nhm.ac.uk/object/eba354e5-7ed8-4f67-bbb7-441a40842075>  
496

497

498 For *H. nudicaule*, there is no information of the type cited in the protologue; thus,  
499 we consider that Robson (1990) did an inadvertent neotypification. For a detailed  
500 discussion on *H. gentianoides* and its synonyms see Robson (1990).

501

502 11. *Hypericum legrandii* L.B.Sm. in J. Wash. Acad. Sci. 48: 314. 1958. ≡ *Hypericum*  
503 *ericoides* Arechav. in Anales Mus. Hist. Nat. Montevideo 4: 18. 1902, hom. illeg.,  
504 non L., 1753 – Lectotype (designated by Robson in Bull. Brit. Mus. (Nat. Hist.),  
505 Bot. 20(1): 64. 1990, corrected from “holotype and isotype”): URUGUAY.  
506 Rivera, 17 December 1901, *Berro 1720* (MVM No. 2767!; isolectotypes: US  
507 barcode 00074199 [image!], MVFA! [three sheets without a barcode or herbarium  
508 number]). — Image of US-isotype available at  
509 <http://n2t.net/ark:/65665/3c551b4aa-a839-4ed2-9e98-f9d78da49dfc>

510

511 12. *Hypericum lorentzianum* Gilg ex R.Keller in Bot. Jahrb. Syst. 58(3): 199. 1923 –  
512 **Neotype (designated here):** BRAZIL. s. loc., 1814–1831, *Sellow s.n.* (S barcode  
513 S03-1999 [image!]). — Image of neotype available at  
514 <http://herbarium.nrm.se/specimens/S03-1999>

515

516 For *H. lorentzianum* there is no information of the type cited in the protologue, it  
517 contains only an indirect description of the species. That is, a brief diagnosis of the new  
518 species with *H. campestre* and *H. altissimum* is provided (see Smith, 1958), which hinders  
519 the understanding of the species’ concept. Robson (1990) called the B-destroyed  
520 specimen (Sellow 4341) as “holotype” and the S (Sellow s.n., S03-1999) and P (Pedersen  
521 5384, P04896121) specimens “isotypes”. However, as all sheets have different collection  
522 numbers, they should not be considered duplicates (Art. 9.5 of the ICN, Turland & al.,  
523 2018). Furthermore, only the B-destroyed specimen (Sellow 4341) has R.Keller  
524 annotations written on the label, which allows us to recognize this specimen as original  
525 material. Consequently, since we have not found any duplicates of the destroyed  
526 “holotype” in any other herbaria, the specimens cited as “isotypes” should be considered  
527 for neotypification since there is no evidence that they are part of the original material. It  
528 is worth highlighting that we do not consider an inadvertent neotypification by Robson  
529 (1990) because the two sheets cited as “isotypes” are not duplicates.

- 530  
 531 13. *Hypericum microlicioides* L.B.Sm. in J. Wash. Acad. Sci. 48(10): 311. 1958 –  
 532 Holotype: BRAZIL. Santa Catarina, Campo Alegre, Morro Iquererim, 10  
 533 December 1956, L. B. Smith & R. Klein 8535 (US barcode 00037003 [image!];  
 534 isotypes: NY barcode 00075913 [image!], P barcode P02442084 [image!], HBR  
 535 barcode HBR0017818 [image!], R barcode R000197296!). — Image of holotype  
 536 available at <http://n2t.net/ark:/65665/3085a8243-1dea-4eba-aca0-b501260d1ef2>  
 537
- 538 14. *Hypericum mutilum* L. in Sp. Pl. 2: 787. 1753 – Lectotype (first-step designated by  
 539 Rodríguez Jiménez in Mem. Soc. Ci. Nat. La Salle 33: 79. 1973; **second-step**  
 540 **designated here**): U.S.A. Virginia, s. dat., Clayton 232 (BM barcode  
 541 BM000042223 [image!]; isolectotype: BM barcode BM000540494 [image seen  
 542 on JStor!]). — Image of lectotype available at  
 543 <http://data.nhm.ac.uk/object/9362415d-e9fd-42d1-a3cf-3295dcb05317>
- 544 = *Hypericum euphorbioides* A.St.-Hil. in Fl. Bras. Mer. 1: 332, t. 69. September 1828  
 545 (“1825”) – **Lectotype** (first-step designated by Robson in Bull. Brit. Mus. (Nat.  
 546 Hist.), Bot. 20(1): 116. 1990, corrected from “holotype”, **second-step designated**  
 547 **here**): BRAZIL. São Paulo, “ad ripas fluminis Parahyba, prope Sebastianopolim  
 548 et ad rivulos prope Jondiahi, in provinciâ Sancti Pauli”, 1816–1822, A. de Saint-  
 549 Hilaire C1-1076 (P barcode P01901514 [image!]; isolectotypes: P barcodes  
 550 P01901515 & P01901516 [images!], MPU barcode MPU022186 [image!]). —  
 551 Image of lectotype available at  
 552 <http://coldb.mnhn.fr/catalognumber/mnhn/p/p01901514>
- 553 = *Hypericum euphorbioides* var. *minus* A.St.-Hil. in Fl. Bras. Mer. 1: 332. September  
 554 1828 (“1825”) – **Lectotype** (first-step designated by Robson in Bull. Brit. Mus.  
 555 (Nat. Hist.), Bot. 20(1): 116. 1990, corrected from “holotype”, **second-step**  
 556 **designated here**): BRAZIL. Rio de Janeiro, “prope prædium vulgò Fazenda da  
 557 Barra Seca, in provinciâ Rio de Janeiro”, 1816–1822, A. de Saint-Hilaire B2-231  
 558 (P barcode P01901512 [image!]; isolectotypes: P barcodes P01901511 &  
 559 P01901513 [images!], MPU barcode MPU022187 [image!]). — Image of  
 560 lectotype available at <http://coldb.mnhn.fr/catalognumber/mnhn/p/p01901512>
- 561 = *Hypericum euphorbioides* var. *floribundum* A.St.-Hil. in Fl. Bras. Mer. 1: 332.  
 562 September 1828 (“1825”) – **Lectotype** (first-step designated by Robson in Bull.  
 563 Brit. Mus. (Nat. Hist.), Bot. 20(1): 116. 1990, corrected from “holotype”, **second-**  
 564 **step designated here**): BRAZIL. Minas Gerais, “ad ripas fluminis Paranahiba, in  
 565 parte occidental provinciæ Minas Geraës”, 1816–1822, A. de Saint-Hilaire C1-  
 566 921 (P barcode P01901509 [image!]; isolectotype: P barcode P01901510  
 567 [image!]). — Image of lectotype available at  
 568 <http://coldb.mnhn.fr/catalognumber/mnhn/p/p01901509>  
 569

570 For *H. mutilum*, Rodríguez Jiménez (1973) indicated the lectotype in BM, but the  
 571 existence of two sheets in this herbarium requires a second-step lectotypification (Art.  
 572 9.17 of the ICN, Turland & al., 2018). At first impression, it seems that Robson (1980)  
 573 made the second-step of lectotypification but, in fact, he also did not indicate which sheet  
 574 would be the lectotype. Thus, although there are notes on the sheets of who is the  
 575 lectotype, they were added belatedly, and the handwriting is neither from Rodríguez  
 576 Jiménez’s nor from Robson’s.

577 Inadvertent lectotypifications of *H. euphorbioides*, *H. euphorbioides* var. *minus*  
 578 and *H. euphorbioides* var. *floribundum* by Robson (1990) cited the “holotypes” in P, but  
 579 the existence of more than one sheet each in this herbarium requires a second-step



580 lectotypification (Art. 9.17 of the ICN, Turland & al., 2018). We chose the sheets  
 581 P01901514, P01901512 and P01901509 (respectively) as the lectotypes of these three  
 582 names because these samples are complete morphologically and have location data equal  
 583 to the protologue written by Saint-Hilaire on the label.

584 For a detailed discussion on *H. mutilum* and its synonyms around the world see  
 585 Robson (1990).

586

587

588 15. *Hypericum myrianthum* Cham. & Schltld. in Linnaea 3: 123. April 1828. ≡ *Sarothra*  
 589 *myriantha* (Cham. & Schltld.) Y. Kimura in Nakai & Honda, Nov. Fl. Jap. 10: 233.  
 590 1951 – **Lectotype (designated here):** [URUGUAY]. “in campis pratisque  
 591 provinciarum meridionalium Brasiliae, Montevideo, etc., ad fluvium Rio Negro,  
 592 alibique frequentem”, 1814–1831 [19 December 1822 – 5 March 1823], *Sellow*  
 593 *s.n.* (HAL barcode HAL0014759 [image!]; possible isoelectotypes: HAL barcode  
 594 HAL0014757 [image!], HBG barcode HBG-517645 [image!], K barcode  
 595 K000221236 [image!], L barcode L.2412670 [image!], W barcodes W0061472 &  
 596 W18890315758 [images!]).

597

598 There are specimens of *H. myrianthum* deposited in the herbaria HAL, HBG, K,  
 599 L, and W that might be considered original material. All these specimens have  
 600 Schlechtendal’s handwriting on the label; however, without collection data or Sellow’s  
 601 collector number, we cannot assume that these sheets are all isoelectotypes (possible  
 602 isoelectotypes). The “holotype” *Sellow 3343*, cited by Robson (1990) with a question  
 603 mark, was not found in B. A possible duplicate sheet with two plants exists in S (S11-  
 604 32679 & S12-12769); however, as this sheet does not have Schlechtendal’s annotations  
 605 on the label, nor any other information that refers to the protologue, it should not be  
 606 considered for typification purposes.

607

608 16. *Hypericum pedersenii* N. Robson in Bull. Brit. Mus. (Nat. Hist.), Bot. 20(1): 72. 1990  
 609 – Holotype: BRAZIL. Rio Grande do Sul, Arroio dos Ratos, Faxinal, 10  
 610 November 1977, *Pedersen 11972* (BM barcode BM001207325 [image!];  
 611 isotypes: MBM barcode 163948!, G barcode G00355547 [image!], MO barcode  
 612 MO2018350 [image!], CTES barcodes CTES0001808 & CTES0001809 [images  
 613 were seen on JStor!]). — Image of holotype available at  
 614 <http://data.nhm.ac.uk/object/46853b88-ea8d-4ffd-9f31-2e822085d71c>

615

616 17. *Hypericum piriiai* Arechav. in Anales Mus. Nac. Montevideo 3: 108. 1898 –  
 617 **Lectotype** (first-step designated by Robson in Bull. Brit. Mus. (Nat. Hist.), Bot.  
 618 16(1): 28. 1987, corrected from “holotype”; **second-step lectotype, here**  
 619 **designated):** URUGUAY. Maldonado, “colinas de Pan de Azúcar cerca del  
 620 Castillo de Piriápolis”, s. dat., *J. Arechavaleta s.n.* (MVM No. 564!; isoelectotypes:  
 621 MVM No. 564!, US-fragment barcode 00114095 [image!]).

622 = *Hypericum hilaireanum* L.B.Sm. in J. Wash. Acad. Sci. 48: 314. 1958, nom. nov. ≡  
 623 *Hypericum tenuifolium* A.St.-Hil. in Fl. Bras. Merid. 1: 337. 1828 (“1825”), hom.  
 624 illeg., non Pursh., 1813 (“1814”) – Lectotype (designated by Robson in Bull. Brit.  
 625 Mus. (Nat. Hist.), Bot. 16(1): 28. 1987, corrected from “holotype”): BRAZIL. São  
 626 Paulo [Paraná], “in pascuis siccis prope urbes Sancti Pauli, Villa do Castro et  
 627 Curityba, in provinciâ Sancti Pauli”, March [1820] 1816–1822, *A. de Saint-*  
 628 *Hilaire CI-1174* (P barcode P01901373 [image!]). Remaining syntypes:  
 629 BRAZIL, [Paraná], “Curityba”, [1820] 1816–1822, *A. de Saint-Hilaire 1538*



630 (MPU barcode MPU022444 & P barcode P04685104 [images!]). — Image of  
 631 lectotype available at <http://coldb.mnhn.fr/catalognumber/mnhn/p/p01901373>  
 632

633 One inadvertent lectotypification of *H. piriai* by Robson (1987) cited the  
 634 “holotype” in MVM, but the existence of two sheets in this herbarium requires a second-  
 635 step lectotypification (Art. 9.17 of the ICN, Turland & al., 2018). Since there are no  
 636 barcodes or herbarium numbers to differentiate the two sheets deposited in MVM, we  
 637 added a label to indicate which one is the lectotype. The lectotype also has a pin fixing  
 638 the specimen and lacks an envelope containing petals and seeds.

639 *Hypericum hilaireanum* is a replacement name for *Hypericum tenuifolium* A.St.-  
 640 Hil. (1828), a posterior homonym of *Hypericum tenuifolium* Pursh. (1813). Robson  
 641 (1990) called the P specimen holotype of *H. tenuifolium* A.St.-Hil. ( $\equiv H. hilaireanum$ ),  
 642 but there is no collection number cited in the protologue. Therefore, we consider Robson  
 643 (1990) did an inadvertent lectotypification.  
 644

645 18. *Hypericum pleiostylum* C.Rodr.Jim. in Mem. Soc. Cienc. Nat. La Salle 33(94–95):  
 646 118. 1973 – Holotype: BRAZIL. Minas Gerais, Caldas, November 1869, A. F.  
 647 Regnell in herb. Regnelli Ser. III, No. 1732 (UPS No. V-930159 [image!]; isotype:  
 648 UPS No. V-930160 [image!]). — Image of paratype (Mosén 823) available at  
 649 <http://coldb.mnhn.fr/catalognumber/mnhn/p/p04685585>  
 650

651 In a first impression, it may seem that *H. pleiostylum* would need lectotypification.  
 652 However, as the type labels are of a model not used by UPS herbarium, they were  
 653 probably added by Rodríguez Jiménez.  
 654

655 19. *Hypericum polyanthemum* Klotzsch ex Reichardt in Martius, Fl. Bras. 12(1): 189.  
 656 1878 – Holotype: BRAZIL. “in Brasilia meridional”, *Sellow* 2898 (B† [image!])  
 657 – Neotype (designated by Robson in Bull. Brit. Mus. (Nat. Hist.), Bot. 20(1): 75.  
 658 1990, corrected from “isotype”): BRAZIL, s. loc., 1814–1831 [1823–1828],  
 659 *Sellow s.n.* (K barcode K000815950 [image!]). — Image of neotype available at  
 660 <http://specimens.kew.org/herbarium/K000815950>  
 661 = *Hypericum rivulare* Arechav. in Anales Mus. Hist. Nat. Montevideo 3: 109. 1898 –  
 662 **Lectotype** (first-step designated by Robson in Bull. Brit. Mus. (Nat. Hist.), Bot.  
 663 20(1): 75. 1990, corrected from “holotype”; **second-step lectotype, here**  
 664 **designated**): URUGUAY. “habita em orillas del arroyo Tambores, en las  
 665 cercanias del valle Eden”, s. dat., *J. Arechavaleta* 666 (MVM No. 563!;  
 666 isolectotypes: MVM No. 563!, US-fragment barcode 00037005 [image!]).  
 667

668 For *Hypericum polyanthemum*, there is a collection number cited in the protologue  
 669 (*Sellow* 2898). One sheet with this collection number was destroyed in B during the  
 670 Second World War, and no duplicates apparently exist in any other herbaria. Robson  
 671 (1990) called the B-destroyed specimen holotype and the K specimen (K000815950)  
 672 isotype. However, as this specimen in K does not have a collection number, it should not  
 673 be considered a duplicate of the holotype (Art. 9.5 of the ICN, Turland & al., 2018). In  
 674 this way, since we have not found any duplicates of the holotype from B in any other  
 675 herbaria, the cited specimen at K should be considered an inadvertent neotypification by  
 676 Robson (1990).

677 One inadvertent lectotypification of *H. rivulare* by Robson (1990) cited the  
 678 “holotype” in MVM, but the existence of two sheets in this herbarium requires a second-  
 679 step lectotypification (Art. 9.17 of the ICN, Turland & al., 2018). Since there are no

680 barcodes or herbarium numbers to differentiate the two sheets deposited in MVM, we  
 681 added a label to indicate which one is the lectotype. The lectotype also has the  
 682 Arechavaleta's collector number on the lower labels, and the MVM label is affixed to the  
 683 upper left corner.

684

685 20. *Hypericum rigidum* A.St.-Hil. in Fl. Bras. Merid. 1: 336. 1828 (“1825”) – **Lectotype**  
 686 (first-step designated by Robson in Bull. Brit. Mus. (Nat. Hist.), Bot. 20(1): 51.  
 687 1990, corrected from “holotype”; **second-step lectotype, here designated**):  
 688 BRAZIL. São Paulo [Paraná], “crescit ad rivulos prope urbem Curityba, in parte  
 689 australi provinciæ Sancti Pauli”, March [1820] 1816–1822, *A. de Saint-Hilaire*  
 690 *C2-1631* pro parte (P barcode P00798956 [image!]; isolectotype: P barcode  
 691 P00798957 [image!]). — Image of lectotype available at  
 692 <http://coldb.mnhn.fr/catalognumber/mnhn/p/p00798956>

693 = *Hypericum rigidum* var. *brevifolium* A.St.-Hil. in Fl. Bras. Merid. 1: 336. 1828  
 694 (“1825”). ≡ *Hypericum rigidum* subsp. *bracteatum* N.Robson in Bull. Brit. Mus.  
 695 (Nat. Hist.), Bot. 20(1): 55. 1990, **syn. nov.** – Holotype: BRAZIL. São Paulo  
 696 [Paraná], “crescit ad rivulos prope urbem Curityba, in parte australi provinciæ  
 697 Sancti Pauli”, March [1820] 1816–1822, *A. de Saint-Hilaire C2-1631* pro parte (P  
 698 barcode P00798958 [image!]). — Image of holotype available at  
 699 <http://coldb.mnhn.fr/catalognumber/mnhn/p/p00798958>

700 = *Hypericum sellowianum* R.Keller in Bot. Jahrb. Syst. 58: 195. 1923. ≡ *Hypericum*  
 701 *rigidum* subsp. *sellowianum* (R.Keller) N.Robson in Bull. Brit. Mus. (Nat. Hist.),  
 702 Bot. 20(1): 54. 1990, **syn. nov.** – **Neotype (designated here)**: BRAZIL. Paraná,  
 703 Pirai do Sul, Fazenda Nova Era, 15 February 2013, *M.L. Brotto et al. 944* (RB  
 704 barcode RB00779965!; isoneotype: MBM barcode MBM381713!). — Image of  
 705 neotype available at  
 706 [http://jabot.jbrj.gov.br/v2/templaterb2.php?colbot=RB&codtestemunho=779965](http://jabot.jbrj.gov.br/v2/templaterb2.php?colbot=RB&codtestemunho=779965&arquivo=00779965.jpg)  
 707 [&arquivo=00779965.jpg](http://jabot.jbrj.gov.br/v2/templaterb2.php?colbot=RB&codtestemunho=779965&arquivo=00779965.jpg)

708 = *Hypericum meridionale* L.B.Sm. in J. Wash. Acad. Sci. 48: 311. 1958, nom. nov. ≡  
 709 *Hypericum rufescens* Klotzsch ex Reichardt in Martius, Fl. Bras. 12(1): 194. 1878,  
 710 hom. illeg., non Lam., 1797. ≡ *Hypericum rigidum* subsp. *meridionale* (L.B.Sm.)  
 711 N.Robson in Bull. Brit. Mus. (Nat. Hist.), Bot. 20(1): 52. 1990, **syn. nov.** –  
 712 Syntypes: BRAZIL. “Brasilia meridionali”, s. loc., 1814–1831, *Sellow 4402*,  
 713 *4537*, *4689*, *4938*, *5406* (B†) – **Neotype (designated here)**: BRAZIL. “Brasilia”,  
 714 s. loc., 1814–1831, *Sellow s.n.* (HAL barcode HAL0014987 [image!]; possible  
 715 isoneotypes: P barcode P01901360 [image!], K barcode K000815951 [image!], L  
 716 barcode L.2404890 [image!], W barcode W0061479 [image!], S barcode S03-  
 717 2006 [image!]). — Image of neotype available at  
 718 [http://141.48.4.202/djatoka/jacq-](http://141.48.4.202/djatoka/jacq-viewer/viewer.html?rft_id=hal_0014987&identifiers=hal_0014987)  
 719 [viewer/viewer.html?rft\\_id=hal\\_0014987&identifiers=hal\\_0014987](http://141.48.4.202/djatoka/jacq-viewer/viewer.html?rft_id=hal_0014987&identifiers=hal_0014987)

720

721 For *Hypericum rigidum* and *H. rigidum* var. *brevifolium* there are no collection  
 722 numbers cited in the protologue. However, Saint Hilaire's handwriting on the label of  
 723 some specimens allows us to indicate precisely the collection number of the types. One  
 724 inadvertent lectotypification of *H. rigidum* by Robson (1990) mentioned the “holotype”  
 725 in P, but the existence of two sheets in P requires a second-step lectotypification (Art.  
 726 9.17 of the ICN, Turland & al., 2018). We chose P00798956 (*var. α*) as lectotype because  
 727 it is morphologically complete and has Saint Hilaire's handwriting on the label. The  
 728 P00798958-sheet (*var. β*) is considered holotype of *H. rigidum* var. *brevifolium* because  
 729 it is the only specimen available of this taxon (McNeill, 2014).

730 For *Hypericum sellowianum*, the gathering Sellow 468 is cited in the protologue.  
 731 One sheet with this collection number was destroyed in B during the Second World War,  
 732 and we have not found duplicates in any other herbaria. Robson (1990) called the B-  
 733 destroyed specimen holotype, but this single specimen lacks flowers and inflorescences  
 734 that were described in the protologue, suggesting that species description was made based  
 735 on more specimens. For the B specimen to be a holotype, we would have to assume that  
 736 Sellow's gathering was a single specimen (McNeill, 2014), and this does not seem to be  
 737 the case. Therefore, as no original material has yet been found, choosing a neotype seems  
 738 necessary (Art. 9.8 of the ICN, Turland & al., 2018). We chose the sheet RB00779965 as  
 739 the neotype of *H. sellowianum* because this specimen is morphologically consistent with  
 740 the protologue and has a well-conserved duplicate in the MBM herbarium.

741 *Hypericum meridionale* is a replacement name for *Hypericum rufescens* Klotzsch  
 742 ex Reichardt (1878), a posterior homonym of *Hypericum rufescens* Lam. (1796).  
 743 According to article 7.4 of the Code (Turland & al., 2018), a replacement name is typified  
 744 by the type of the replaced synonym. Therefore, since there are five collection numbers  
 745 cited in the protologue of *H. rufescens* Klotzsch ex Reichardt and these syntypes have  
 746 never been found (Smith, 1958; Robson, 1990), the indication of a neotype seems  
 747 appropriate. However, a B-destroyed specimen was indicated by Robson (1990) as  
 748 lectotype, arguing that photography in F (9141) would nullify the need for  
 749 neotypification. We disagree with this point of view because the B-destroyed specimen  
 750 does not correspond to any of the syntypes mentioned in the protologue. Similarly, the  
 751 specimens mentioned by Smith (1958) in his publication containing the avowed substitute  
 752 name do not have nomenclatural standing (Article 7.8 in Turland & al., 2018). All  
 753 possible isoneotypes proposed here for *H. meridionale* are part of the Sellow collection  
 754 but do not have a collector number; thus, we cannot assume that these materials are all  
 755 duplicates (possible isoneotypes).

756 The three new synonyms proposed here for *H. rigidum* were based on  
 757 morphometric and ecological approaches that demonstrated geographic, ecologic and  
 758 morphologic overlap among these taxa (Vogel Ely & al., 2018a).

759  
 760 21. *Hypericum robsonii* H.A.Keller & S.Crockett in *Phyton* (Horn) 55(1): 20. 2015 –  
 761 Holotype: ARGENTINA. Misiones Province, Department of Candelaria, Loreto,  
 762 31 October 2013, *H. A. Keller, Ramírez & Franco 11752* (CTES n.v.; isotype:  
 763 BM n.v.) — Image of paratype (H.A. Keller & al. 11874!) available at  
 764 [http://reflora.jbrj.gov.br/reflora/geral/ExibeFiguraFSIUC/ExibeFiguraFSIUC.do](http://reflora.jbrj.gov.br/reflora/geral/ExibeFiguraFSIUC/ExibeFiguraFSIUC.do?idFigura=87950944)  
 765 [?idFigura=87950944](http://reflora.jbrj.gov.br/reflora/geral/ExibeFiguraFSIUC/ExibeFiguraFSIUC.do?idFigura=87950944)  
 766

767 22. *Hypericum salvadorensis* N.Robson in *Bull. Brit. Mus. (Nat. Hist.), Bot.* 20(1): 79.  
 768 1990 – Holotype: BRAZIL. Rio Grande do Sul, São Salvador, December 1941,  
 769 *Leite 734* (NY barcode 00075924 [image!]). — Image of holotype available at  
 770 [http://sweetgum.nybg.org/science/vh/specimen\\_details.php?irn=435219](http://sweetgum.nybg.org/science/vh/specimen_details.php?irn=435219)  
 771

772 23. *Hypericum tamariscinum* Cham. & Schltdl. in *Linnaea* 3: 124. April 1828. ≡  
 773 *Hypericum pelleterianum* var. *tamariscinum* (Cham. & Schltdl.) Arechav. in *An.*  
 774 *Mus. Hist. Nat. Montevideo* 3: 107. 1898. ≡ *Hypericum myrianthum* subsp.  
 775 *tamariscinum* N.Robson in *Bull. Brit. Mus. (Nat. Hist.), Bot.* 20(1): 83. 1990 –  
 776 **Lectotype (designated here):** URUGUAY. “in provincia Montevideo Brasiliae  
 777 australis”, 1814–1831 [1821–1826], *Sellow 617* (HAL barcode HAL0015024  
 778 [image!]; isolectotype: M barcode M-0112222 [image!]). — Image of lectotype

- 779 available at [http://141.48.4.202/djatoka/jacq-viewer/viewer.html?rft\\_id=hal\\_0015024&identifiers=hal\\_0015024](http://141.48.4.202/djatoka/jacq-viewer/viewer.html?rft_id=hal_0015024&identifiers=hal_0015024)
- 780
- 781 = *Hypericum pelleterianum* A.St.-Hil. in Fl. Bras. Mer. 1: 334, t.70. September 1828
- 782 (“1825”) – **Lectotype** (first-step designated by Robson in Bull. Brit. Mus. (Nat.
- 783 Hist.), Bot. 20(1): 84. 1990, corrected from “holotype”, **second-step designated**
- 784 **here**): URUGUAY. [Dpto. Maldonado, Piriápolis], “in lapidosis montis Paô de
- 785 Assucar [Pan de Azúcar], in parte orientali provinciae Cisplatinæ”, [1820] 1816–
- 786 1822, *A. de Saint-Hilaire C2-2133* (P barcode P01901489 [image!]; isolectotypes:
- 787 P barcodes P01901490 & P01901491 [images!]; probable isolectotype: MPU
- 788 barcode MPU022168 [image!]). — Image of lectotype available at
- 789 <http://coldb.mnhn.fr/catalognumber/mnhn/p/p01901489>
- 790 = *Hypericum notiale* L.B.Sm in J. Wash. Acad. Sci. 48: 311. 1958, nom. nov. ≡
- 791 *Hypericum parviflorum* A.St.-Hil. in Fl. Bras. Merid. 1: 333. September 1828
- 792 (“1825”), hom. illeg., non Salisb., 1796, nec Willd., 1802 – **Lectotype** (first-step
- 793 designated by Robson in Bull. Brit. Mus. (Nat. Hist.), Bot. 20(1): 84. 1990,
- 794 corrected from “holotype and isotypes”, **second-step designated here**): BRAZIL.
- 795 Rio Grande do Sul, “crescit ad ripas amnis Ibicuy, in provincia Missionum”,
- 796 February [1821] 1816–1822, *A. de Saint-Hilaire C2-2621* (P barcode P01901505
- 797 [image!]; isolectotype: P barcode P01901507 [image!]; probable isolectotypes: P
- 798 barcode P01901506 [image!], MPU barcode MPU022169 [image!]). — Image of
- 799 lectotype available at <http://coldb.mnhn.fr/catalognumber/mnhn/p/p01901505>

800

801 Although the collector number is missing from exsiccate HAL0015024, we chose

802 this sheet as lectotype of *H. tamariscinum* because morphologically it suits better the

803 protologue and has Schlechtendal’s handwriting on the label. The “holotype and isotypes”

804 *Sellow 617*, cited by Robson (1990), were not found in B, K, and W herbaria. Two

805 possible duplicate sheets exist in S (S03-2011) and BM (BM000624771); however, both

806 have the Sellow’s collector number added belatedly and do not have the Schlechtendal’s

807 annotations on the label, which is why they were not considered for typification purposes.

808 One inadvertent lectotypification of *H. pelleterianum* by Robson (1990) cited the

809 “holotype” in P, but the existence of three sheets in this herbarium requires a second-step

810 lectotypification (Art. 9.17 of the ICN, Turland & al., 2018). We chose the sample

811 P01901489 as the lectotype because this sheet is complete morphologically and has Saint-

812 Hilaire’s notes written on the label. MPU022168 is probably also an isolectotype but has

813 no Saint-Hilaire’s collection number.

814 *Hypericum notiale* is a replacement name for *Hypericum parviflorum* A.St.-Hil.

815 (1828), a posterior homonym of *Hypericum parviflorum* Salisb. (1796). One inadvertent

816 lectotypification of *H. notiale* by Robson (1990) cited the “holotype” in P, but the

817 existence of three sheets in this herbarium requires a second-step lectotypification (Art.

818 9.17 of the ICN, Turland & al., 2018). We chose the sample P01901505 as the lectotype

819 because this sheet is complete morphologically and has Saint-Hilaire’s collection number.

820 MPU022169 and P01901506 are probably also isolectotypes of *H. notiale* but do not have

821 a collector number on the sheets.

822

- 823 24. *Hypericum teretiusculum* A.St.-Hil. in Fl. Bras. Merid. 1: 331. 1828 (“1825”). ≡
- 824 *Sarothra teretiuscula* (A.St.-Hil.) Y.Kimura in Nakai & Honda, Nov. Fl. Jap. 10:
- 825 71. 1951 – **Lectotype** (first-step designated by Rodríguez Jiménez in Mem. Soc.
- 826 Ci. Nat. La Salle 33: 128. 1973, corrected from “type”; **second-step designated**
- 827 **here**): BRAZIL. São Paulo [Paraná], “prope flumen Tarerè [Itararé], in parte
- 828 australi provinciae Sancti Pauli”, January [1820] 1816–1822, *A. de Saint-Hilaire*



829 C2-1385 (P barcode P00798964 [image!]; isolectotype: P barcode P00798965  
 830 [image!]). — Image of lectotype available at  
 831 <http://coldb.mnhn.fr/catalognumber/mnhn/p/p00798964>  
 832 = *Hypericum subliberum* L.B.Sm. in J. Wash. Acad. Sci. 48: 311. 1958 – Holotype:  
 833 BRAZIL. Santa Catarina, near the municipal boundary between Curitiba and  
 834 Campos Novos, 5 December 1956, *L. B. Smith & R. Klein 8318* (US barcode  
 835 00037006 [image!]; isotypes: NY barcode NY00075935 [image!], HBR barcode  
 836 HBR0017712!, R barcode R000112756!). — Image of holotype available at  
 837 <http://n2t.net/ark:/65665/363f51ee6-1a31-4d4c-8c55-805ef700bd36>  
 838

839 One inadvertent lectotypification of *H. teretiusculum* by Rodríguez Jiménez  
 840 (1973) cited the type in P, but the existence of two sheets in this herbarium requires a  
 841 second-step lectotypification (Art. 9.17 of the ICN, Turland & al., 2018). We chose  
 842 P00798964 as lectotype because it is morphologically complete and has Saint Hilaire’s  
 843 handwriting on the label.  
 844

845 25. *Hypericum ternum* A.St.-Hil. in Fl. Bras. Merid. 1: 330. 1828 (“1825”) – **Lectotype**  
 846 (first-step designated by Robson in Bull. Brit. Mus. (Nat. Hist.), Bot. 20(1): 62.  
 847 1990, corrected from “holotype”; **second-step designated here**): BRAZIL.  
 848 Paraná, [Palmeira], “prope pagulum vulgò Fregesia nova, in parte australi  
 849 provinciæ Sancti Pauli dictâ Distrito de Curityba”, March [1820] 1816–1822, *A. de Saint-Hilaire C2-1585* (P barcode P00798962 [image!]; isolectotype: P  
 850 barcode P00798963 [image!]). — Image of lectotype available at  
 851 <http://coldb.mnhn.fr/catalognumber/mnhn/p/p00798962>  
 852 = *Hypericum cordiforme* var. *hilairei* Briq. in Annu. Conserv. Jard. hot. Genève 20: 391.  
 853 1919 – Holotype: BRAZIL. Minas Geraes, Serra do Papagaio “in pascuis montis  
 854 vulgà Papagayo, in parte australi provinciæ Minas Geraës”, 1816–1822, *A. de Saint-Hilaire D-541* (P barcode P01901459 [image!]). — Image of holotype  
 855 available at <http://coldb.mnhn.fr/catalognumber/mnhn/p/p01901459>  
 856 = *Hypericum cordiforme* var. *glazioui* Briq. in Annu. Conserv. Jard. hot. Genève 20: 391.  
 857 1919 – Lectotype (designated by Robson in Bull. Brit. Mus. (Nat. Hist.), Bot.  
 858 20(1): 62. 1990, corrected from “holotype and isotypes”): BRAZIL. Minas Gerais,  
 859 Serra do Capanema à Caraça, [1884–1885], *Glaziou 14534* (G barcode  
 860 G00355539 [image!]; isolectotypes: K barcode K000815953 [image!], P barcode  
 861 P01901460 [image!], BR barcode BR000000867709 [image!]). — Image of  
 862 lectotype available at <http://www.ville-ge.ch/musinfo/bd/cjb/chg/adetail.php?id=260278&base=img&lang=fr>  
 863  
 864  
 865  
 866

867 *Hypericum ternum* was described from only one specimen (*Descrip. ex unico*  
 868 *specimine*). However, this specimen was later split into two sheets that can be found in  
 869 the P herbarium (P00798962 & P00798963). This becomes evident since some of the  
 870 morphological characteristics described in the protologue are present in only one of the  
 871 sheets (e.g., 3-whorled leaves in P00798962 and paired leaves in P00798963). One  
 872 inadvertent lectotypification of *H. ternum* by Robson (1990) cited the “holotype” in P,  
 873 but the existence of two sheets in this herbarium requires a second-step lectotypification  
 874 (Art. 9.17 of the ICN, Turland & al., 2018). We chose P00798962 as lectotype because  
 875 this sheet is morphologically complete and has location data equal to the protologue  
 876 written by Saint-Hilaire on the label.



877 For *H. cordiforme* var. *hilairei* ( $\equiv$  *H. cordiforme* A.St.-Hil. [var.  $\beta$ ]) only one sheet  
 878 that matches the protologue apparently exists (P01901459), which is why it is called  
 879 holotype (McNeill, 2014).

880 For *H. cordiforme* var. *glazioui* one inadvertent lectotypification by Robson  
 881 (1990) cited the “holotype” in G (G00355539).

882

883 AUTHOR CONTRIBUTIONS

884

885 CVE conceived the idea as part of her Ph.D. thesis, gathered the relevant literature,  
 886 reviewed the herbaria, and wrote the manuscript with help and comments by SALB and  
 887 IIB. — ORCID: CVE, <https://orcid.org/0000-0001-9094-9524>

888

889 ACKNOWLEDGEMENTS

890

891 CVE thanks Neotropical Grassland Conservancy for financial support in the field  
 892 activities and herbaria revision and to Conselho Nacional de Desenvolvimento Científico  
 893 e Tecnológico (CNPq) for awarding her Ph.D. scholarship (grant 141635/2015-0). SALB  
 894 thanks for his Research Productivity Fellowship. We thank Jefferson Prado for his  
 895 valuable assistance with nomenclatural issues, Rafael Trevisan for his helpful assistance  
 896 with doubts in Latin, and Héctor A. Keller for kindly donating us a paratype of *Hypericum*  
 897 *robsonii*. We are also grateful to all herbaria directors, curators, and assistants who made  
 898 this work possible, especially to Eduardo Marchesi (MVFA), Manuel Garcia (MVM),  
 899 Norma B. Deginani (SI), Liliana Delfino (MVJB), Ruy V. Alves (R), Robert Vogt (B),  
 900 Sara Edwards and Liz Brogan (K), Ann Bogaerts and Sofie De Smedt (BR), Laurent  
 901 Gautier, Fred Stauffer, and Laurence Loze (G), Mats Hjertson (UPS), Rusty Russell and  
 902 John Boggan (US), and Caroline Loup (MPU), for sending us specimens or high-  
 903 resolution images and for providing some critical information for the present study.

904

905 LITERATURE CITED

906 **Bittrich, V.** 2003. Clusiaceae. in: M. das G. L. Wanderley, G. J. Shepherd, A. M.  
 907 Giulietti, & T. S. Melhem (eds.), *Flora Fanerogâmica do Estado de São Paulo* (Vol.  
 908 3). São Paulo: FAPESP: RiMa.

909 **Briquet, J.** 1919. *Annuaire du Conservatoire et du Jardin Botaniques de Genève*. G. &  
 910 Co., Ed. Genève.

911 **Chamisso, L. K. A. von, & Schlechtendal, D. F. L. von.** 1828. De Plantis in Expeditione  
 912 Speculatoria Romanzoffiana Observatis. in: D. F. L. von Schlechtendal (ed.),  
 913 *Linnaea*. Berlin.

914 **Herter, W. G.** 1945. Auf den Spuren der Naturforscher Sellow und Saint-Hilaire. *Bot.*  
 915 *Jahrbücher Für Syst.*, 74: 119–149.

916 **Lima, H. C. de.** 1995. Leguminosas da Flora Fluminense - J.M. da C. Vellozo - Lista  
 917 Atualizada das Espécies Arbóreas. *Acta Bot. Brasilica*, 9: 1–28.

918 **McNeill, J.** 2014. Holotype specimens and type citations: General issues. *Taxon*, 63:  
 919 1112–1113. <https://doi.org/10.12705/635.7>

920 **Meseguer, A. S., Aldasoro, J. J., & Sanmartín, I.** 2013. Bayesian inference of  
 921 phylogeny, morphology and range evolution reveals a complex evolutionary history  
 922 in St. John’s wort (*Hypericum*). *Mol. Phylogenet. Evol.*, 67: 379–403.  
 923 <https://doi.org/10.1016/j.ympev.2013.02.007>

- 924 **Moraes, I. C. R. de, Pinto-Maglio, C. A. F., & Lombello, R. A.** 2009. Reproductive  
925 biology and cytology of *Hypericum brasiliense* Choisy (Hypericaceae). *Rev. Bras.*  
926 *Botânica*, 32: 539–544.
- 927 **Nürk, N. M., Madriñán, S., Carine, M. A., Chase, M. W., & Blattner, F. R.** 2013.  
928 Molecular phylogenetics and morphological evolution of St. John's wort  
929 (*Hypericum*; Hypericaceae). *Mol. Phylogenet. Evol.*, 66: 1–16.  
930 <https://doi.org/10.1016/j.ympev.2012.08.022>
- 931 **Pastore, J. F. B.** 2013. A review of Vellozo's names for Polygalaceae in his flora  
932 Fluminensis. *Phytotaxa*, 108: 41–48. <https://doi.org/10.11646/phytotaxa.108.1.2>
- 933 **Pellegrini, M. O. de O., Forzza, R. C., & Sakuragui, C. M.** 2015. A nomenclatural and  
934 taxonomic review of *Tradescantia* (Commelinaceae) species described in Vellozo's  
935 Flora fluminensis with notes on Brazilian *Tradescantia*. *Taxon*, 64: 151–155.  
936 <https://doi.org/10.12705/641.3>
- 937 **Prado, J., Hirai, R. Y., & Moran, R. C.** 2015. (046–048) Proposals concerning  
938 inadvertent lectotypifications (and neotypifications). *Taxon*, 64: 651.  
939 <https://doi.org/10.12705/643.29>
- 940 **Reichardt, H. W.** 1878. Hypericaceae. in: C. F. P. Martius, A. G. Eichler, & I. Urban  
941 (eds.), *Flora Brasiliensis* (1st ed., Vol. XII). Monachii et Lipsiae: F. Fleischer.
- 942 **Robson, N. K. B.** 1980. The Linnaean Species of *Ascyrum* (Guttiferae). *Taxon*, 29: 267–  
943 274.
- 944 **Robson, N. K. B.** 1987. Studies in the genus *Hypericum* L. (Guttiferae) 7. Section 29.  
945 *Brathys* (part 1). *Bull. Br. Museum (Natural Hist.)*, 16: 1–106.
- 946 **Robson, N. K. B.** 1990. Studies in the genus *Hypericum* L. (Guttiferae) 8. Sections 29.  
947 *Brathys* (part 2) and 30. *Trigynobrathys*\*. *Bull. Br. Museum (Natural Hist. Bot. Ser.)*,  
948 20: 1–151.
- 949 **Robson, N. K. B.** 2016. And then came molecular phylogenetics—Reactions to a  
950 monographic study of *Hypericum* (Hypericaceae). *Phytotaxa*, 255: 181–198.  
951 <https://doi.org/10.11646/phytotaxa.255.3.1>
- 952 **Rodríguez Jiménez, C.** 1973. Recherches Sur *Hypericum* L. Section *Brathys* (Mutis ex  
953 L.f.) Choisy Sous-Section *Spachium* Keller (Guttiferae)\*. *Soc. Ciencias Nat. La*  
954 *Salle*, XXXIII: 1–151.
- 955 **Rodríguez Jiménez, C.** 1980. Hipericáceas. in: R. Reitz (ed.), *Flora Ilustrada*  
956 *Catarinense*. Itajaí: Herbário Barbosa Rodrigues.
- 957 **Slusarski, S. R., Cervi, A. C., & Guimarães, A.** 2007. Estudo taxonômico das espécies  
958 nativas de *Hypericum* L. (Hypericaceae) no Estado do Paraná, Brasil. *Acta Bot.*  
959 *Brasilica*, 21: 163–184.
- 960 **Smith, L. B.** 1958. Notes on South American phanerogams - II. in: *Journal of the*  
961 *Washington Academy of Sciences* (Vol. 48).
- 962 **Staples, G., & Prado, J.** 2018. Clarification is needed in the Code for the nomenclatural  
963 status of type specimen photographs. *Taxon*, 67: 833–835.  
964 <https://doi.org/10.12705/675.2>
- 965 **Turland, N. J., Wiersema, J. H., Barrie, F. R., Greuter, W., Hawksworth, D. L.,**  
966 **Herendeen, P. S., Knapp, S., Kusber, W.-H., Li, D.-Z., Marhold, K., May, T.**  
967 **W., McNeill, J., Monro, A. M., Prado, J., Price, M. J., & Smith, G. F.** 2018.  
968 *International Code of Nomenclature for algae, fungi, and plants (Shenzhen Code)*  
969 *adopted by the Nineteenth International Botanical Congress Shenzhen, China, July*  
970 *2017. Regnum Vegetabile 159.* Glashütten: Koeltz Botanical Books.  
971 <https://doi.org/https://doi.org/10.12705/Code.2018>
- 972 **Ulibarri, E. A.** 2005. Flora ilustrada de Entre Ríos - Argentina - Parte IV Dicotiledóneas  
973 Arquiclamídeas B: Geraniales a Umbelliflorales. in: A. Bacigalupo & N. M. Burkart

- 974 (eds.), *Fam. 106. CLUSIACEAE, Clusiáceas*. Buenos Aires: Instituto Nacional de  
975 Tecnología Agropecuaria.
- 976 **Vogel Ely, C., Andrade, B. O., Iganci, J. R. V., & Boldrini, I. I.** 2018a. Integrative  
977 taxonomy improves delimitation in *Hypericum* subspecies. *Perspect. Plant Ecol.*  
978 *Evol. Syst.*, 34: 68–76. <https://doi.org/10.1016/j.ppees.2018.08.005>
- 979 **Vogel Ely, C., Bordignon, S. A. de L., Iganci, J. R. V., & Boldrini, I. I.** 2018b.  
980 Reasserting the priority of *Hypericum cordiforme* A.St.-Hil. (Hypericaceae) over *H.*  
981 *cordatum* (Vell.) N.Robson. *Brittonia*, 70: 379–382. [https://doi.org/10.1007/s12228-](https://doi.org/10.1007/s12228-018-9544-2)  
982 018-9544-2  
983

## Conclusões e Perspectivas

A presente tese fez significativas contribuições para o entendimento da taxonomia e história evolutiva de representantes sul-americanos do gênero *Hypericum*, através da investigação de aspectos filogenéticos, taxonômicos e nomenclaturais. Tais abordagens mostraram que as espécies sul-americanas não andinas de *Hypericum* formam um grupo monofilético que é fortemente sustentado em nossas análises e que a espécie morfológicamente distinta, *H. piriai*, fica posicionada separada do clado andino e do clado do sudeste sul-americano, provavelmente representando uma terceira linhagem que colonizou a América do Sul. Ou seja, nossas análises filogenéticas demonstram que as espécies de *Hypericum* sul-americanas agruparam dentro de três cladogramas que não são diretamente relacionados, e pela sua posição filogenética provavelmente foram submetidas a três histórias biogeográficas independentes, contrastando desta forma com os resultados de Meseguer et al. (2013, 2015) e de Nürk et al. (2013b, 2017). Esses resultados foram baseados em uma amostragem quase completa das espécies sul-americanas não andinas e representa um importante incremento às filogenias anteriores.

Nossos estudos também resultaram em novidades taxonômicas e nomenclaturais, dentre as quais podemos mencionar a **sinonimização de seis nomes** [*Hypericum campestre* subsp. *pauciflorum* N.Robson, *H. campestre* subsp. *tenue* N.Robson, *H. cordatum* subsp. *kleinii* N.Robson, *H. rigidum* var. *brevifolium* A.St.-Hil., *H. rigidum* subsp. *meridionale* (L.B.Sm.) N.Robson, e *H. rigidum* subsp. *sellowianum* (R.Keller) N.Robson], o **restabelecimento da prioridade nomenclatural de *Hypericum cordiforme* A.St.-Hil.** sobre *H. cordatum* (Vell.) N.Robson, a **indicação de seis lectótipos** [*Hypericum brasiliense* var. *angustifolium* Reichardt, *H. megapotamicum* Malme, *H. myrianthum* Cham. & Schltld., *H. tamariscinum* Cham. & Schltld., *Receveura cordata* Vell., e *R. graveolens* Vell.] e **21 casos envolvendo segundo passo de lectotipificação** [*Hypericum altissimum* R.Keller, *H. campestre* Cham. & Schltld., *H. caprifoliatum* Cham. & Schltld., *H. connatum* Lam., *H. cordiforme* A.St.-Hil., *H. laxiusculum* A.St.-Hil., *H. denudatum* A.St.-Hil., *H. euphorbioides* A.St.-Hil., *H. euphorbioides* var. *minus* A.St.-Hil., *H. euphorbioides* var. *floribundum* A.St.-Hil., *H. linoides* A.St.-Hil., *H. mutilum* L., *H. notiale* L.B.Sm., *H. pelleterianum* A.St.-Hil., *H. piriai* Arechav., *H. punctulatum* A.St.-Hil., *H. rigidum* A.St.-Hil., *H. rivulare* Arechav., *H. stylosum* Rusby, *H. teretiusculum* A.St.-Hil., e *H. ternum* A.St.-Hil.], **quatro indicações de neótipos**

[*Hypericum cyathifolium* Larrañaga, *H. lorentzianum* Gilg ex R.Keller, *H. meridionale* L.B.Sm., e *H. sellowianum* R.Keller], **um epítipo** [*Receveura cordata* Vell.], além da **identificação de dois nomes supérfluos** [*Hypericum bolivianum* R.Keller e *H. connatum* var. *obscurum* Briq.] e **um nome inválido** [*Hypericum cordiforme* var. *genuinum* Briq.].

Do ponto de vista da conservação, foi possível identificar onze espécies ameaçadas, sendo estas as espécies que demandam ações de conservação mais urgentes [*H. austrobrasiliense* – CR, *H. bordignonii* – CR, *H. cavernicola* – EN, *H. legrandii* – CR (Possivelmente Extinta), *H. microlicioides* – CR, *H. pedersenii* – EN, *H. pleiostylum* – CR (Possivelmente Extinta), *H. rigidum* – EN, *H. robsonii* – CR, *H. salvadorensense* – EN, e *H. tamariscinum* - EN]. Embora as demais espécies não tenham se enquadrado em nenhuma categoria de ameaça da IUCN, isso não quer dizer que elas não requeiram estratégias de conservação ao longo de diferentes pontos de sua distribuição global. Pelo contrário, tanto as espécies quanto os ambientes em que elas ocorrem demandam medidas protetivas imediatas, sejam elas áreas de proteção ambiental dentro dos diferentes países sul-americanos em que ocorrem, ou mesmo medidas que promovam a conservação dessas espécies e ambientes dentro de áreas privadas, dois importantes desafios a serem conquistados.

Em suma, embora nossos resultados tenham levado a novidades no âmbito da sistemática, da nomenclatura e da conservação, eles também levantaram novos questionamentos acerca da história evolutiva e taxonomia desse gênero tão diverso. Assim, visando aumentar o conhecimento sobre as espécies sul-americanas de *Hypericum*, nos parece relevante acessar e comparar as histórias biogeográficas das linhagens sul-americanas de *Hypericum*, suas trajetórias de diversificação, ecologia e morfologia a fim de identificar as semelhanças e diferenças evolutivas responsáveis pela contrastante riqueza de espécies, além de identificar sinapomorfias morfológicas, químicas e moleculares para os clados sul-americanos. Nos parece igualmente importante investir em mais abordagens integrativas a fim elucidar dificuldades taxonômicas acerca de espécies complexas ou complexo de espécies (ex. *H. brasiliense* s.l. e *H. myrianthum/H.tamariscinum*), além do investimento em pesquisas taxonômicas envolvendo as espécies de *Hypericum* andinas, que ainda foram pouco apreciadas em estudos nesse âmbito mas que apresentam muito potencial para identificação de novidades taxonômicas e nomenclaturais.



## ANEXOS: PRODUÇÃO BIBLIOGRÁFICA DURANTE O DOUTORADO

### I. Artigos publicados em periódicos

MENEZES LS, VOGEL ELY C, LUCAS DB, MINERVINI G, BOLDRINI II, OVERBECK GE. Plant species richness record in Brazilian Pampa grasslands and implications. *Brazilian Journal of Botany*, v. 6, p. 1-7, 2018.

VOGEL ELY C, ANDRADE BO, IGANCI JRV, BOLDRINI II. Integrative taxonomy improves delimitation in *Hypericum* subspecies. *Perspectives in Plant Ecology, Evolution, and Systematics*, v. 34, p. 68-76, 2018.

ANDRADE BO, BONILHA CL, OVERBECK GE, VÉLEZ-MARTIN E, ROLIM RG, BORDIGNON SAL, SCHNEIDER AA, VOGEL ELY C, LUCAS DB, GARCIA ÉN, DOS SANTOS ED, TORCHELSEN FP, VIEIRA MS, SILVA FILHO PJSS, FERREIRA PMA, TREVISAN R, HOLLAS R, CAMPESTRINI S, PILLAR VD, BOLDRINI II. Classification of South Brazilian grasslands: implications for conservation. *Applied Vegetation Science*, v. 22, p. 168-184, 2018.

VOGEL ELY C, BORDIGNON SAL, IGANCI JRV, BOLDRINI II. Reasserting the priority of *Hypericum cordiforme* A.St.-Hil. (Hypericaceae) over *H. cordatum* (Vell.) N.Robson. *Brittonia*, v. 70, p. 379-382, 2018.

BFG - The Brazil Flora Group, VOGEL ELY C. Brazilian Flora 2020: Innovation and collaboration to meet Target 1 of the Global Strategy for Plant Conservation (GSPC). *Rodriguesia*, v. 69, p. 1513-1527, 2018.

VOGEL ELY C, BORDIGNON SAL, TREVISAN R, BOLDRINI II. Implications of poor taxonomy in conservation. *Journal for Nature Conservation (Print)*, v. 36, p. 10-13, 2017.

MARINHO LC, VOGEL ELY C, AMORIM AM. Flora das cangas da Serra dos Carajás, Pará, Brasil: Hypericaceae. *Rodriguesia (impresso)*, v. 68, p. 979-986, 2017.

MARTINS MV, SHIMIZU G, MARINHO LC; ELY CV. Flora do Espírito Santo: Hypericaceae. *Rodriguesia*, v. 68, p. 1595-1605, 2017.

VOGEL ELY C, BOLDRINI II. A New Threatened Species of *Hypericum* from the South Brazilian Pampa Biome. *Systematic Botany*, v. 40, p. 989-994, 2016.

VOGEL ELY C, BOLDRINI II, BORDIGNON SAL. A new species of *Hypericum* (Hypericaceae) from Southern Brazil. *Phytotaxa*, v. 192, p. 290-295, 2015.


VOGEL ELY C, BOLDRINI II. Two new records of endemic and endangered angiosperms in Santa Catarina, Brazil. *Check List (São Paulo. Online)*, v. 11, p. 1812, 2015.

## II. Outras produções bibliográficas

VOGEL ELY C, SHIMIZU GH, MARTINS MV, MARINHO LC. Hypericaceae in Flora do Brasil 2020. Rio de Janeiro: Jardim Botânico do Rio de Janeiro, 2018 (Lista online).

VOGEL ELY C, DOROW T. Flora de Santa Maria: Hypericaceae Juss.

MELLO AS, CHRIST AL, NUERNBERG-SILVA A, CARVALHO CEV, VOGEL ELY C, SILVA DF, LUCAS DB, SILVA ER, SILVA FHB, PERES GC, CASTRO J, SCHAEFER J, BAEZ MR, GRINGS M, KOHLER M, NERVO MH, GOLDAS CS, NEVES MB, WEBER PAP. Porto Alegre - Viamão, BRASIL - FLORA do Parque Natural Municipal Saint'Hilaire. Chicago, Illinois, EUA: Field Museum, 2018 (Rapid Color Guides. 953.).



### III. Apresentação oral de trabalhos em eventos científicos

Em 2018, duas apresentações orais contemplando resultados dessa tese foram apresentados no XII Congresso Latinoamericano de Botânica em Quito no Equador.



**XII Congreso  
Latinoamericano de Botánica**  
Quito - Ecuador, 21 al 28 de Octubre del 2018



#### Checklist of *Hypericum* (Hypericaceae) from Brazil

**Cleusa Vogel Ely**

Ilsi Iob Boldrini

Sérgio A. L. Bordignon



**XII Congreso  
Latinoamericano de Botánica**  
Quito - Ecuador, 21 al 28 de Octubre del 2018



#### Phenotypic variation in *Hypericum* *rigidum* (Hypericaceae)

**Cleusa Vogel Ely**

Ilsi Iob Boldrini

João R. V. Iganci

Bianca O. Andrade



## IV. Resumos publicados em anais de eventos



## *Hypericum austrobrasiliense* (Hypericaceae): uma nova espécie do sul do Brasil

Cleusa V. Ely <sup>1\*</sup>, Sérgio A. L. Bordignon <sup>2</sup>, Ilsi I. Boldrini <sup>3</sup>

<sup>1,3</sup>Universidade Federal do Rio Grande do Sul; <sup>2</sup>Centro Universitário La Salle; \*cleusavely@gmail.com



### INTRODUÇÃO

*Hypericum* é o maior gênero da família Hypericaceae, com ca. 500 spp. distribuídas em quase todo o mundo [1]. Embora ocorra predominantemente em regiões temperadas do Hemisfério Norte [2], o gênero apresenta na América do Sul alta riqueza específica. Destas espécies, muitas são restritas a regiões tropicais montanas como os andes e regiões subtropicais como o sul do Brasil. Das 23 spp. de *Hypericum* citadas para o Brasil, oito são restritas a pequenas porções do território nacional [3].

### TRATAMENTO TAXONÔMICO

*Hypericum austrobrasiliense* Vog.Ely, Boldrini & Bordignon

Tipo:—BRASIL. Rio Grande do Sul: Bom Jesus, margem da BR-285, 1.080 m, 28°39'29.8"S, 50°24'07.6"W (WGS-84), 12 Dezembro 2007, S. Bordignon & G.L. von Poser 3454 (holótipo ICN!, isótipos K!, MBM!).

*H. polyanthemum* affinis, sed ab eo foliis base lateribus parallelis, nunquam subcordatis, sepalis aequalibus a subaequalibus, haud revolutis, staminibus deciduis, inflorescentia intense vinacea, imprimis alabastrum differt.

CARACTERES DIAGNÓSTICOS	<i>Hypericum austrobrasiliense</i>	<i>Hypericum polyanthemum</i>
Base da folha	Lados paralelos	Subcordada
Forma da sépala	Igual a subigual com margem plana	Desigual com margem recurva
Cor das pétalas	Amarelo ouro	Amarelo vivo
Estames	Decíduos	Persistentes
Cor do botão floral	Cálice e corola vináceos	Cálice verde e corola alaranjada a vermelha

Tabela 1. Principais caracteres que distinguem *H. austrobrasiliense* de *H. polyanthemum*.

A nova espécie é endêmica dos campos do **Bioma Mata Atlântica** e restrita aos estados do RS e SC. *Hypericum austrobrasiliense* ocorre exclusivamente em campos secos e pedregosos enquanto que *H. polyanthemum* ocorre predominantemente em solos rasos e úmidos do Bioma Pampa.


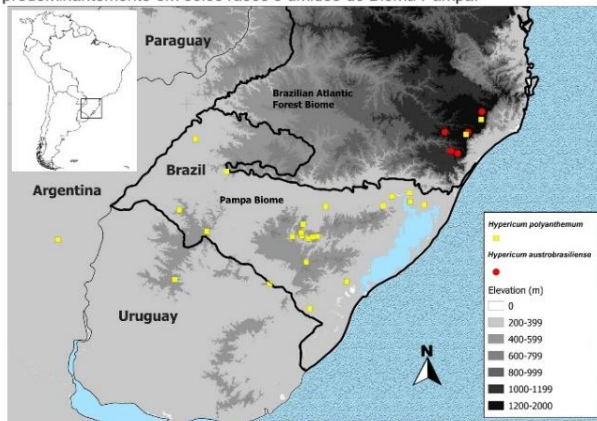


Figura A-B. *Hypericum polyanthemum*. C-D. *Hypericum austrobrasiliense*.

Há poucos registros da nova espécie no Brasil, todos muito próximos e localizados em áreas muito perturbadas. De acordo com IUCN, *H. austrobrasiliense* encontra-se **Em Perigo B1ab(ii,iii,iv)+2ab(ii,iii)**.

### AGRADECIMENTOS



### REFERÊNCIAS BIBLIOGRÁFICAS

- [1] Robson, N.K.B. (2012) Studies in the genus *Hypericum* L. (Hypericaceae) 9. Addenda, corrigenda, keys, lists and general discussion. *Phytotaxa* 72: 1–111.
- [2] Meseguer, A.S., Aidasoro, J.J. & Sanmartín, I. (2013) Bayesian inference of phylogeny, morphology and range evolution reveals a complex evolutionary history in St. John's wort (*Hypericum*). *Molecular Phylogenetics and Evolution* 67: 379–403. <http://dx.doi.org/10.1016/j.ympev.2013.02.007>
- [3] Vogel-Ely, C. I. I. Boldrini and S. A. L. Bordignon. 2015. A new species of *Hypericum* (Hypericaceae) from Southern Brazil. *Phytotaxa* 192: 290–295.

ELY CV, BORDIGNON SAL, BOLDRINI II. *Hypericum austrobrasiliense* (Hypericaceae): uma nova espécie do sul do Brasil. In: XVI Encontro de Botânicos do Rio Grande do Sul, Erechim, RS, Brasil, 2015.



# HYPERICUM (HYPERICACEAE) EN LOS PASTIZALES DEL RÍO DE LA PLATA

*Hypericum* (Hypericaceae) in the Río de la Plata grasslands

Vogel Ely, C. 1\*, Iganci, J.R.V. 1, Boldrini, I.I. 1

<sup>1</sup>Universidade Federal do Rio Grande do Sul, Brasil. \*cleusavely@gmail.com



A

## INTRODUÇÃO

*Hypericum* L. está entre os 100 maiores gêneros de angiospermas do mundo, o que corresponde a cerca de 500 espécies [1, 2]. Na América do Sul, o gênero apresenta dois importantes centros de diversidade, um localizado nos Páramos e representado principalmente por táxons andinos e subandinos e outro localizado no sul do Brasil e representado por táxons com distribuição em baixas altitudes, tais como os **Campos do Rio da Prata** (Fig. 2).

Estudos taxonômicos, tais como o que realizamos com *Hypericum* nos Campos do Rio da Prata, visam colaborar para o conhecimento da flora nativa, além de contribuir para o esclarecimento de dificuldades referentes à delimitação dos táxons.

## METODOLOGIA

A fim de identificar as espécies de *Hypericum* ocorrentes nos Campos do Rio da Prata, realizou-se:

- consulta em bibliografias específicas;
- análise de espécimes depositados em herbários argentinos (CTES e BA), uruguaios (MVFA, MVJB e MVM) e inúmeros herbários brasileiros;
- expedições de coleta nos campos brasileiros.

## RESULTADOS

Nos campos do Rio da Prata ocorrem **17 espécies de *Hypericum* nativas** e uma espécie naturalizada (Tabela 1). Desse total, 16 espécies distribuem-se no Brasil, 11 no Uruguai e 8 na Argentina (Fig. 1).

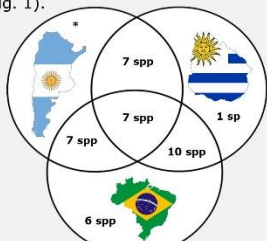


Fig. 1. Diagrama de Venn mostrando o número de espécies exclusivas e compartilhadas pela Argentina, Brasil e Uruguai. Uma espécie naturalizada (\*)

## NOVIDADES TAXONÔMICAS:

‡ *Hypericum polyanthemum* para a flora da **Argentina** (CTES 173.311).

‡ *Hypericum denudatum* para a flora do **Uruguai** (MVFA 28.166).

## DISCUSSÃO & CONCLUSÃO



Fig. 2: Campos do Rio da Prata (Argentina, Uruguai e sul do Brasil)

Espécies mais **COMUNS** nos Campos do Rio da Prata:

- ‡ *H. brasiliense* (B)
- ‡ *H. connatum* (F)
- ‡ *H. myrianthum* (I)

Espécies mais **RARAS**:

- ‡ *H. bordignonii* (A)
- ‡ *H. cavernicola* (E)
- ‡ *H. gentianoides* (H)
- ‡ *H. pedersenii* (sem foto)
- ‡ *H. salvadorensis* (L)
- ‡ *H. legrandii* (sem foto)



B



C



D



E



G



F



H



I



J



K



L

Fig. 3: A-L espécies ocorrentes nos Campos do Rio da Prata.

Os **Campos do Rio da Prata** concentram 17 espécies de *Hypericum* nativas, isso corresponde ca. **70% da diversidade de taxa sul-americanos não andinos ou subandinos**.

## AGRADECIMENTOS

Ao Prof. Sérgio A.L. Bordignon (A, D, E, G, I, K, L) e ao colega Gabriel E. Ferreira (J) pelas fotografias cedidas. Apoio financeiro:



## REFERÊNCIAS BIBLIOGRÁFICAS

- [1] Scotland, R.W. 2000. Taxic homology and three-taxon statement analysis. *Systematic Biology* 49: 480-500.
- [2] Robson, N.K.B. 2012. Studies in the genus *Hypericum* L. (Hypericaceae), 9. Addenda, corrigenda, keys, lists and general discussion - *Phytotaxa* 72: 1-111.

VOGEL ELY C, IGANCI JRV, BOLDRINI II. *Hypericum* (Hypericaceae) em los Pastizales del Río de la Plata. In: XXXVI Jornadas Argentinas de Botánica e XXVIII Reunión Anual Soc. Bot. Chile, Mendoza, Argentina, 2017.





## A FAMÍLIA HYPERICACEAE NA FLORA DO BRASIL 2020

Cleusa Vogel Ely<sup>1</sup>; Milena V. Martins<sup>2</sup>; Gustavo H. Shimizu<sup>2</sup> & Lucas C. Marinho<sup>3</sup>

<sup>1</sup>Universidade Federal do Rio Grande do Sul, RS; <sup>2</sup>Universidade Estadual de Campinas, SP;

<sup>3</sup>Universidade Estadual de Feira de Santana, BA. [gustavoshimizu@gmail.com](mailto:gustavoshimizu@gmail.com)

Hypericaceae possui distribuição cosmopolita e está representada por sete gêneros e aproximadamente 600 espécies (Stevens 2001 em diante). No Brasil ocorrem dois gêneros: *Hypericum* L. e *Vismia* Vand. No âmbito do projeto Flora do Brasil 2020, foram geradas descrições e chaves de identificação para os representantes da família. Além disso, foram incluídos dados sobre distribuição geográfica, hábitat e imagens das espécies.

Ocorrem 53 espécies de Hypericaceae no Brasil (Vogel Ely *et al.* 2018), sendo 23 de *Hypericum* (Figs. 1-3), com diversidade concentrada no sul do país (Fig. 8), e 30 de *Vismia* (Figs. 4-7), com maior diversidade na região amazônica (Fig. 9).

Novas espécies foram recentemente descritas para a família, evidenciando que estudos no grupo devem ser continuados:

- *Hypericum austrobrasilense* Vog.Ely, Boldrini & Bordignon
- *H. bordignonii* Vog.Ely & Boldrini
- *Vismia atlantica* L.Marinho & M.V.Martins
- *V. conduplicata* M.V.Martins & G.H.Shimizu



Figura 8. Distribuição de *Hypericum* no Brasil.



Figura 9. Distribuição de *Vismia* no Brasil.



Figura 1. Hábito arbustivo de *Hypericum salvadorens* N. Robson (Bordignon, S.A.L.).



Figura 2. Flor de *Hypericum consuetum* Lam. (Ely, C.V.).



Figura 3. Frutos de *Hypericum lorentzianum* Gilg ex R.Keller (Ely, C.V.).



Figura 4. Glândulas punctiformes na folha de *Vismia cauliflora* A.C.Sm. (Martins, M.V.).



Figura 5. Flor aberta de *Vismia macrophylla* Kunth (Bittich, V.).



Figura 6. Exsudato no fruto de *Vismia gracilis* Hieron. (Shimizu, G.H.).



Figura 7. Ramo reprodutivo de *Vismia magnoliifolia* Cham. & Schldl. (Martins, M.V.).

### Referências

Stevens, P.F. 2001 [onwards]. Angiosperm Phylogeny Website. Version 14, July 2017.

<<http://www.mobot.org/MOBOT/research/APweb/>>.

Vogel Ely, C.; Martins, M.V.; Shimizu, G.H. & Marinho, L.C. 2018. Hypericaceae in Flora do Brasil 2020 em construção. Jardim Botânico do Rio de Janeiro. <<http://floradobrasil.jbrj.gov.br/reflora/floradobrasil/FB7993>>.

VOGEL ELY C, MARTINS VM, SHIMIZU G, MARINHO LC. A família Hypericaceae na Flora do Brasil 2020. In: 69 Congresso Nacional de Botânica, Cuiabá, MT, Brasil, 2018.