



# Evidence for $WW/WZ$ vector boson scattering in the decay channel $\ell\nu qq$ produced in association with two jets in proton-proton collisions at $\sqrt{s} = 13$ TeV



The CMS Collaboration \*

CERN, Geneva, Switzerland

## ARTICLE INFO

### Article history:

Received 9 December 2021  
 Received in revised form 29 August 2022  
 Accepted 6 September 2022  
 Available online 9 September 2022  
 Editor: M. Doser

### Keywords:

CMS  
 Vector boson scattering

## ABSTRACT

Evidence is reported for electroweak (EW) vector boson scattering in the decay channel  $\ell\nu qq$  of two weak vector bosons  $WV$  ( $V = W$  or  $Z$ ), produced in association with two parton jets. The search uses a data set of proton-proton collisions at 13 TeV collected with the CMS detector during 2016–2018 with an integrated luminosity of  $138 \text{ fb}^{-1}$ . Events are selected requiring one lepton (electron or muon), moderate missing transverse momentum, two jets with a large pseudorapidity separation and a large dijet invariant mass, and a signature consistent with the hadronic decay of a  $W/Z$  boson. The cross section is computed in a fiducial phase space defined at parton level requiring all parton transverse momenta  $p_T > 10 \text{ GeV}$  and at least one pair of outgoing partons with invariant mass  $m_{qq} > 100 \text{ GeV}$ . The measured and expected EW  $WV$  production cross sections are  $1.90^{+0.53}_{-0.46} \text{ pb}$  and  $2.23^{+0.08}_{-0.11}(\text{scale}) \pm 0.05(\text{PDF}) \text{ pb}$ , respectively, where PDF is the parton distribution function. The observed EW signal strength is  $\mu_{EW} = 0.85 \pm 0.12(\text{stat})^{+0.19}_{-0.17}(\text{syst})$ , corresponding to a signal significance of 4.4 standard deviations with 5.1 expected, and it is measured keeping the quantum chromodynamics (QCD) associated diboson production fixed to the standard model prediction. This is the first evidence of vector boson scattering in the  $\ell\nu qq$  decay channel at LHC. The simultaneous measurement of the EW and QCD associated diboson production agrees with the standard model prediction.

© 2022 The Author(s). Published by Elsevier B.V. This is an open access article under the CC BY license (<http://creativecommons.org/licenses/by/4.0/>). Funded by SCOAP<sup>3</sup>.

## 1. Introduction

The discovery of the Higgs boson [1,2] completed the observation of the particle content of the standard model (SM) of fundamental interactions, but the investigation of its scalar and Yukawa sectors is still in its infancy with respect to the vast scientific program foreseen with the data that is being delivered by the Large Hadron Collider (LHC) at CERN.

Vector boson scattering (VBS) plays a special role, since the violation of its unitarity coming from direct interaction between vector bosons is prevented by counterbalancing diagrams involving the Higgs boson [3]. This precise cancellation of divergent effects is an important aspect of the SM, and one of the main motivations to study the VBS processes.

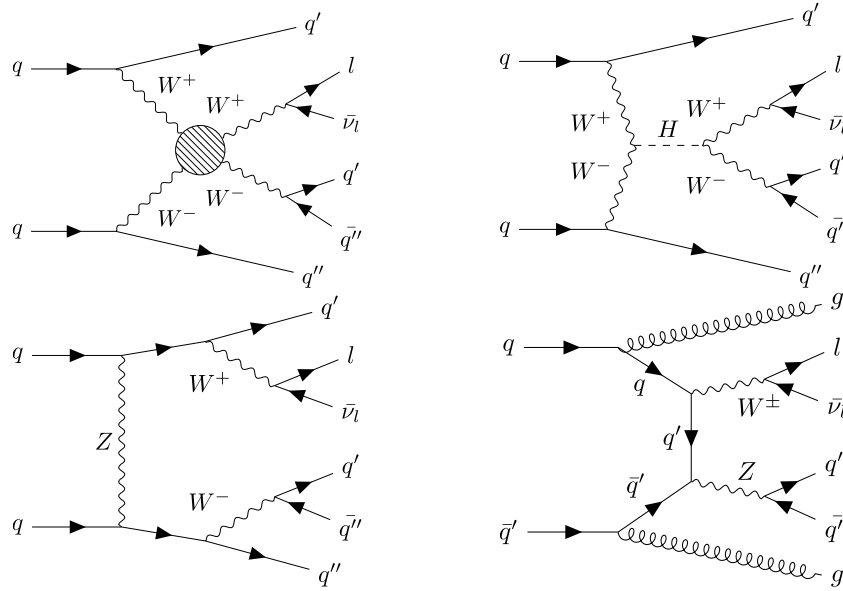
In fact, the VBS measurements could provide an additional insight into the electroweak (EW) symmetry breaking, as well as a powerful tool to test effects beyond the SM that can perturb the delicate equilibrium present in the total cross section calculation. The VBS production of vector boson pairs is rare at the LHC, since

it is a purely EW process of order 6 of the neutral weak current coupling  $\alpha_{EW}^6$ , and it has a large background contamination. Only in recent years the data set collected by the LHC experiments has become large enough to permit measurements in fully leptonic final states [4–9] and in the  $Z\gamma$  channel [10,11] by the ATLAS [12] and CMS [13] Collaborations. At the same time, the theory community showed a renewed interest in the vector boson scattering [14], both in terms of the SM measurements and searches for beyond SM effects. Therefore, it is compelling to study all the VBS final states accessible at the LHC in addition to the fully leptonic ones and those with photons.

In this letter, we address the case where one of the vector bosons decays into quarks, whereas the other one, a  $W$  boson, decays into a lepton  $\ell$  (electron or a muon), and a neutrino. Fig. 1 shows examples of the Feynman diagrams describing some processes contributing to this final state.

Both ATLAS and CMS Collaborations have already studied the VBS  $WV$  process, where  $V$  stands for a  $W$  or  $Z$  boson, in final states where one boson decays leptonically, and the other boson decays hadronically, with data collected in 2016, corresponding to only one quarter of the full Run 2 dataset obtained from 2016 to 2018.

\* E-mail address: [cms-publication-committee-chair@cern.ch](mailto:cms-publication-committee-chair@cern.ch).



**Fig. 1.** Examples of Feynman diagrams contributing to the analyzed final state: general schema of purely EW VBS signal process contributions (upper left diagram), the s-channel Higgs boson contribution (upper right diagram), the purely EW nonresonant diboson production (lower left diagram); and an example of non-EW nonresonant diboson production (lower right diagram), which is part of the irreducible background.

The CMS analysis [15] was focused on a search for anomalous EW WV production and put stringent limits on effective field theory operators, whereas the ATLAS paper [16] reached a SM signal significance of 2.7 standard deviations including the  $\ell\ell q\bar{q}$  and  $\nu\nu q\bar{q}$  decay channels. ATLAS also studied anomalous couplings in the WW/WZjj channel [17] using 8 TeV data from the 2012 dataset. This paper reports the first evidence for the SM EW  $\ell\nu q\bar{q}$  plus two jets production by analyzing the full LHC data set collected by CMS between 2016 and 2018, corresponding to an integrated luminosity of  $138 \text{ fb}^{-1}$ .

## 2. Signal and background simulation

The signal is characterized by the presence of a single isolated electron or muon, a moderate amount of missing transverse momentum  $p_T^{\text{miss}}$ , and either three or four jets. One pair of jets is required to have a large invariant mass and large pseudorapidity ( $\eta$ ) separation, the typical signature of VBS-like events, whereas the remaining jets are the result of a vector boson decay. If the boson has a high enough momentum in the laboratory reference frame, its decay products can be collected in a single jet, whereas at lower momentum the decay is resolved into two separate jets.

The main sources of background contamination originate from the production of a single W boson accompanied by jets (called W+jets in the following), and  $t\bar{t}$  pairs, where one of the W bosons produced by the top quark decays hadronically. Although simulated samples for these backgrounds are available, an approach based on control samples from data is applied to improve the description of these backgrounds in the signal region. The W+jets contribution from Monte Carlo (MC) is corrected differentially by exploiting the events in a dedicated control region, which is described in more detail in Section 5. The kinematic distributions of the top quark background are taken from MC, but the normalization is measured from data in the dedicated control region.

The following background processes are modeled using MC event generators: nonresonant QCD-associated diboson production (QCD-WV);  $t\bar{t}$  and single top quark production (in s, t channel and tW); Drell-Yan (DY) lepton pair production; V boson production in association with a photon ( $W\gamma$  and  $Z\gamma$ ); single vector boson EW production in the vector boson fusion channel (VBF-V); and tribo-

son production (VVV). The QCD multijet background, which may enter the signal region with nonprompt leptons, is estimated instead in a purely data-driven method, as described in Sec. 5.

Most of the processes are simulated at next-to-leading order (NLO) in the strong coupling  $\alpha_s$  using POWHEG v2 [18–22], MADGRAPH5\_AMC@NLO v2.4.2 [23,24], or MCFM v7.0 [25–28]. Only the W+jets, QCD-VV, VBF-V, and  $W\gamma$  events are generated with MADGRAPH5\_AMC@NLO v2.4.2 at leading order (LO) accuracy in perturbative quantum chromodynamics (QCD). The  $t\bar{t}$  component of the top quark background and the DY events are also weighted using generator level information to improve the agreement of the simulated transverse momentum ( $p_T$ ) distributions of the  $t\bar{t}$  and DY systems [29–31] to data.

The signal, namely the VBS  $W(\ell\nu)V(jj)$  process (the parentheses give the decay modes), is simulated with MADGRAPH5\_AMC@NLO v2.6.5 at leading order: the intermediate-state vector boson pair is produced by implementing the narrow width approximation and then decayed by MadSpin [32] to partially account for finite-width effects and spin correlations. The contribution from the VBS  $Z(\ell\ell)V(jj)$  production, where one of the leptons falls beyond the acceptance of the analysis, is considered as a background. The W decay into  $\tau$  is considered part of the signal, and W decays into all leptonic final states are generated. However, the analysis has been performed only for electron and muon final states.

Apart from VBF-V, all MC samples for the parton showering, hadronization, and the simulation of the underlying event are provided by PYTHIA 8.226 (8.230) [22,33]. The NNPDF 3.0 NLO [34] (NNPDF 3.1 NNLO [35]) parton distribution functions (PDFs) are used for simulating all 2016 (2017 and 2018) samples. The modeling of the underlying event is generated using the CUETP8M1 [36,37] (CP5 [38]) tune for simulated samples corresponding to the 2016 (2017 and 2018) data.

To improve the description of the additional jet emissions by the parton shower simulation in the VBS topology [39–41], the dipole recoil scheme is used in PYTHIA for the VBS signal MC sample, and the HERWIG 7.0 [42,43] program is used for the VBF-V background.

The interference between the EW and QCD diagrams for the  $W^\pm W^\pm$ ,  $W^\pm W^\mp$ , and WZ processes, generated with MADGRAPH5\_AMC@NLO including the contributions of order  $\alpha_s\alpha_{EM}^5$ , is less than

3% of the signal inclusively in the phase space region of interest of the analysis and is neglected.

For all processes, the detector response is simulated using a detailed description of the CMS detector, based on the GEANT4 package [44]. Additional interactions in the same or adjacent bunch crossings (pileup) based on minimum bias events simulated with the PYTHIA shower simulation are overlaid onto each event, with the number of interactions drawn from a distribution that is similar to the one observed in data. The average number of such interactions per event is  $\approx 23$  and  $\approx 32$  for the 2016 data and 2017–2018 data, respectively.

### 3. The CMS detector

A detailed description of the CMS detector, together with a definition of the coordinate system used and the relevant kinematic variables, can be found in Ref. [13].

The central feature of the CMS apparatus is a superconducting solenoid of 6 m internal diameter, providing a magnetic field of 3.8 T. Within the solenoid volume are a silicon pixel and strip tracker, a lead tungstate crystal electromagnetic calorimeter (ECAL), and a brass and scintillator hadron calorimeter (HCAL), each composed of a barrel and two endcap sections. Forward calorimeters extend the pseudorapidity coverage provided by the barrel and endcap detectors. Muons are measured in gaseous detectors embedded in the steel flux-return yoke outside the solenoid. The particle-flow algorithm [45] reconstructs and identifies each individual particle in an event, with an optimized combination of information from the various elements of the CMS detector. The energy of photons is obtained from the ECAL measurement. The energy of electrons is determined from a combination of the electron momentum at the primary interaction vertex as measured by the tracker, the energy of the corresponding ECAL cluster, and the energy sum of all bremsstrahlung photons spatially compatible with originating from the electron track. The energy of muons is obtained from the curvature of the corresponding track. The energy of charged hadrons is determined from a combination of their momentum measured in the tracker and the matching ECAL and HCAL energy deposits, corrected for the response function of the calorimeters to hadronic showers. Finally, the energy of neutral hadrons is obtained from the corresponding corrected ECAL and HCAL energies.

Events of interest are selected using a two-tiered trigger system. The first level, composed of custom hardware processors, uses information from the calorimeters and muon detectors to select events at a rate of up to 100 kHz within a fixed latency of about  $4 \mu\text{s}$  [46]. The second level, known as the high-level trigger, consists of a farm of processors running a version of the full event reconstruction software optimized for fast processing, and reduces the event rate to around 1 kHz before data storage [47].

### 4. Event reconstruction, selection and categorization

Events are selected for further analysis by triggers for isolated single leptons with  $p_T$  thresholds of 27, 32, 35 GeV for electrons and of 24, 24, 27 GeV for muons, respectively for the 2016, 2017, 2018 data-taking periods. The final leptons are required to have an offline reconstructed  $p_T$  of at least 35 GeV (30 GeV) for electron (muon) candidates, and a pseudorapidity of  $|\eta| < 2.5$  (2.4) for electrons (muons).

For each event, hadronic jets are clustered from reconstructed particles using the infrared- and collinear-safe anti- $k_T$  algorithm [48,49] with a distance parameter of 0.4 (0.8), labeled in the following as AK4 (AK8) jets. Additional proton-proton interactions within the same or nearby bunch crossings (pileup) can contribute additional tracks and calorimetric energy depositions to the jet

momentum. To mitigate this effect, charged particles identified as originating from pileup vertexes are discarded and an offset correction is applied to correct for remaining contributions. Reconstructed jets cannot overlap with isolated leptons:  $\Delta R(j, \ell) = \sqrt{(\Delta\eta)^2 + (\Delta\phi)^2} > 0.4$  (0.8) for AK4 (AK8) jets.

In an event, AK4 and AK8 jets are considered in the analysis if they have a  $p_T > 30$  GeV and  $|\eta| < 4.7$  or  $p_T > 200$  GeV and  $|\eta| < 2.4$ , respectively. The pileup-per-particle identification algorithm (PUPPI) [50,51] is applied to AK8 jet constituents to remove pileup tracks at the reconstructed particle level. Moreover, a grooming algorithm, known as “soft drop” (SD) [52–54], is applied to the constituents of AK8 jets reclustered using the Cambridge–Aachen algorithm [55,56]. The SD algorithm, which has an angular exponent  $\beta = 0$ , soft cutoff threshold  $z_{\text{cut}} < 0.1$ , and characteristic radius  $R_0 = 0.8$  [54], removes soft, wide-angle radiation from the large radius jet, improving the modeling of the jet mass observable. The parameters of the SD algorithm are calibrated in a top quark-antiquark sample enriched in hadronically decaying W bosons [57]. The AK8 jets are identified as hadronic decays of Lorentz-boosted W/Z bosons using the ratio between 2- and 1-subjettiness [58] variables denoted as  $\tau_{21} = \tau_2/\tau_1 < 0.45$  and a groomed AK8 jet mass between 40 and 250 GeV. AK4 jets overlapping with AK8 jets that pass the preselection with  $\Delta R(j_{\text{AK4}}, j_{\text{AK8}}) < 0.8$  are removed from the event.

The analysis targets the VBS production of pairs of vector bosons, WW, in association with two jets originating from the scattered incoming partons, called tag jets. In the chosen signal process, the W boson decays leptonically and the second boson decays hadronically. Candidate events are required to contain exactly one tightly identified and isolated lepton [59,60] associated with the W boson leptonic decay. Events containing a second loosely identified lepton with  $p_T > 10$  GeV are vetoed. Finally, we require a missing transverse momentum  $p_T^{\text{miss}} > 30$  GeV in the event. The missing transverse momentum vector  $\vec{p}_T^{\text{miss}}$  is computed as the negative vector sum of the transverse momenta of all the particle candidates in an event [61]. The PUPPI algorithm is also applied to reduce the pileup dependence of the  $p_T^{\text{miss}}$  observable. The  $p_T^{\text{miss}}$  vector is computed from the particle-flow candidates weighted by their probability to originate from the primary interaction vertex [61].

Two main categories are defined depending on the reconstruction regime of the hadronically decaying vector boson. An event is assigned to a boosted category if it contains only one AK8 jet, with  $p_T > 200$  GeV and  $|\eta| < 2.4$ , that passes the selection criteria as a hadronically decaying vector boson  $V_{\text{had}}$ , together with at least two AK4 jets. Otherwise, if no AK8 jet V boson candidate is found and instead at least four AK4 jets are reconstructed with  $p_T > 30$  GeV, the event is assigned to a resolved category. In both resolved and boosted categories, the two AK4 jets with the largest invariant mass are identified as the VBS tag jets. In the resolved category, out of the remaining jets after the VBS tag jet selection, the two jets with invariant mass closest to 85 GeV (the average between the W and Z boson masses) are chosen as the decay product of  $V_{\text{had}}$ .

The fraction of VBS events in the sample is enhanced requiring a large invariant mass  $m_{jj}^{\text{VBS}} > 500$  GeV and large pseudorapidity interval  $\Delta\eta_{jj}^{\text{VBS}} = |\eta_{j1}^{\text{VBS}} - \eta_{j2}^{\text{VBS}}| > 2.5$  for the tag jets. The leading VBS tag jet is required to have  $p_T > 50$  GeV and the transverse mass of the leptonically decaying W is required to be  $m_T^W < 185$  GeV, defined as

$$m_T^W = \sqrt{2 p_T(\ell) p_T^{\text{miss}} [1 - \cos(\Delta\varphi(p_T(\vec{\ell}), \vec{p}_T^{\text{miss}}))]}, \quad (1)$$

where  $p_T(\ell)$  is the  $p_T$  of the lepton and  $\Delta\varphi(p_T(\vec{\ell}), \vec{p}_T^{\text{miss}})$  is the azimuthal distance between the lepton and the  $\vec{p}_T^{\text{miss}}$ .

After these selections, the signal and control regions for the main backgrounds, the top quark and W+jets ones, are defined in both the resolved and boosted regions in a similar manner.

The signal region consists of events where: (i) no b jet candidates are found according to the loose working point of the DEEPCSV tagger [62], (ii) a machine-learning b-tagging algorithm with a b-tagging efficiency  $\geq 85\%$  and a mistag probability  $\leq 20\%$  reduces the contamination from  $t\bar{t}$  events, and (iii) the hadronically decaying vector boson invariant mass  $m_V$  is between 65–105 (70–115) GeV for the resolved (boosted) category, which is consistent with an on-shell W or Z decaying hadronically. Events falling in the same  $m_V$  interval as the signal but containing at least one b jet are classified in the top quark control region. Finally, if no b jets exist and  $m_V$  is not within the W or Z resonance range,  $m_V \notin (65, 105)$  GeV or  $m_V \notin (70, 115)$  GeV for the resolved and boosted cases, events are classified as part of the W+jets control region. All of the signal and control regions are split according to the flavor of the selected lepton (electron or muon).

The purity of the top quark processes in the dedicated control regions is  $\sim 90\%$ , where the largest contaminations are due to the nonprompt ( $\sim 6\%$ ) and W+jets ( $\sim 3\%$ ) backgrounds. The purity of the W+jets process in the dedicated control regions is between  $\sim 50\%$  in the resolved categories and  $\sim 60\%$  in the boosted ones. The largest contaminations are due to the nonprompt background ( $\sim 28\%$  in the resolved and  $\sim 15\%$  in the boosted category), DY processes ( $\sim 10\%$ ), and top quark production ( $\sim 6\%$ ).

## 5. Background estimation

The largest background contribution is the W+jets process, followed by the top quark and the QCD multijet backgrounds. The contamination from the single vector boson EW production in the VBF channel (VBF-V) is negligible in the resolved category (2% inclusively), but more important in the boosted one (4% inclusively).

The W+jets contribution is corrected using control samples in data. It is experimentally observed that the transverse momentum of the leptonically decaying W boson ( $p_T^{W,\ell}$ ), measured using the lepton momentum and the  $p_T^{\text{miss}}$ , and the VBS tag jets  $p_T$  are poorly described by simulation in the multijet phase space region used in this analysis. To correct this important background in a differential way, the W+jets MC sample is split into several subsamples according to  $p_T^{W,\ell}$  (both categories) and  $p_T$  of the subleading VBS tag jet (only in the resolved category), and their normalizations are left floating and uncorrelated in the final fit. The data in the W+jets control region is used to constrain the normalization of the W+jets subcomponents by including in the fit the same variables with the same binning used to define the MC sample splitting. As a result of this procedure, the normalization corrections to the W+jets MC sample are propagated in the fit and also to the signal region including the full covariance matrix.

The closure test for this correction is performed by dividing the W+jets control region into two subregions, defined by two intervals of  $m_V$  closer to (i.e.,  $[50, 65] \cup [105, 150]$  GeV in the resolved category or  $[50, 70] \cup [115, 150]$  GeV in the boosted one) or farther (i.e.,  $[40, 50] \cup [150, +\infty]$  GeV) from the V resonance where the signal region is located. Correction factors are derived for each W+jets component in the two subregions and are in agreement with each other. Therefore, including the W+jets control region in the final fit to extract the W+jets correction factors provides a meaningful description for the W+jets MC also in the signal region.

The top quark background contribution is determined from MC simulation except for its normalization, which is measured in the top quark enriched control region in the final fit to the data.

The QCD multijet background, also called nonprompt, is estimated from data by measuring the probability for a loosely defined reconstructed lepton originating from a jet to be misidentified as

a tightly reconstructed lepton in a phase space region outside the analysis region. The QCD-enriched region is defined by the presence of at least one lepton with the same  $p_T$  requirement as for the rest of the analysis,  $p_T^{\text{miss}} < 20$  GeV,  $m_T^W < 20$  GeV, at least one AK4 jet in the event with  $\Delta R > 1$  from the lepton. The contribution from EW processes with a real lepton is subtracted from this QCD enriched phase space region by means of W+jets and DY MC events.

The contributions from the other backgrounds, e.g., QCD-VV, DY, VBF-V, VVV,  $V\gamma$ , VBS-Z( $\ell\ell$ )V(jj) processes, are estimated from MC simulation.

## 6. Signal extraction

Because of the large background and complex signal topology, the most significant features to separate signal and backgrounds are condensed in a single discriminator built with a deep neural network (DNN). This approach increases the sensitivity of the analysis by a factor of three over a fit to the shape of the most sensitive variable  $m_{jj}^{\text{VBS}}$ . Two different discriminators are optimized for the resolved and boosted categories since the event topology and the kinematics change significantly between the two. The DNN implementation consists of a fully connected neural network with four layers with 64 (32) nodes for the resolved (boosted) topology, trained with stochastic gradient descent implemented via the ‘‘Adam’’ optimizer [63]. The models are trained minimizing the binary cross-entropy [64,65] loss until full convergence. All the backgrounds are included as a single class against the signal in the optimization of the DNN discriminator, weighted by their relative importance. To ensure that the discrimination is not degraded by treating the backgrounds as a single class, the DNN is evaluated separately for each type of background, and the shapes of the distributions are similar for all backgrounds, as shown in Fig. 3. Overfitting is carefully avoided by the use of regularization techniques, such as Dropout and L2 weights decay [65]. A technique called SHAP (SHapley Additive exPlanations) [66,67], developed in the field of explainable machine learning, is applied to cross-check the dependence of the DNN model on the input variables and to rank their importance. Among the most important ones, as identified by SHAP and matching the physics expectation, are the  $m_{jj}^{\text{VBS}}$  variable, the Zeppenfeld variable [68] of the lepton, and the quark/gluon discriminator variable of the leading  $V_{\text{had}}$  jet, which is based on a likelihood discriminant constructed with three variables for each jet: the jet energy, the multiplicity of the jet constituents, and the minor axis width of the ellipse in the  $\eta - \phi$  plane containing the jet constituents [69,70].

The post-fit distribution of the  $m_{jj}^{\text{VBS}}$  variable is shown in Fig. 2. The effect on the DNN distribution of the small residual mismodeling observed in the post-fit  $m_{jj}^{\text{VBS}}$  distribution in the resolved category, was investigated and is negligible. In fact, the signal extraction is focused on the high DNN region, which is strongly correlated with the high  $m_{jj}^{\text{VBS}}$  range. The residual discrepancy ( $< 5\%$ ) at low  $m_{jj}^{\text{VBS}}$  values does not bias the signal extraction performance.

Table 1 shows the complete list of input variables used for the resolved and boosted topologies, along with their ranking from the SHAP algorithm. The Zeppenfeld variable of a particle X is defined as:

$$Z_X = \frac{\eta^X - \bar{\eta}^{\text{VBS}}}{\Delta\eta_{jj}^{\text{VBS}}}, \quad (2)$$

where  $\bar{\eta}^{\text{VBS}}$  is the mean pseudorapidity of the VBS tag jets.

The centrality [7,71] variable is defined as  $C_{VW} = \min(\Delta\eta_-, \Delta\eta_+)$ , with  $\Delta\eta_+ = \max(\eta^{\text{VBS}}) - \max(\eta^{\text{had}}, \eta^W)$  and  $\Delta\eta_- = \min(\eta^{\text{VBS}}) - \min(\eta^{\text{had}}, \eta^W)$ . The  $\eta^W$  value is determined assuming the W boson mass from the lepton and  $p_T^{\text{miss}}$  kinematics.

**Table 1**

Variables used as input to the DNN for the resolved and boosted models. They are ranked by their contributions to the signal discrimination power of the DNN model using the SHAP [66,67] technique and their rank is shown in the table for the resolved and boosted categories models.

Variable	Resolved	Boosted	SHAP ranking	
			Resolved	Boosted
Lepton pseudorapidity	✓	✓	13	12
Lepton transverse momentum	✓	✓	16	10
Zeppenfeld variable for the lepton	✓	✓	2	2
Number of jets with $p_T > 30$ GeV	✓	✓	7	3
Leading VBS tag jet $p_T$	-	✓	-	11
Trailing VBS tag jet $p_T$	✓	✓	7	6
Pseudorapidity interval $\Delta\eta_{jj}^{VBS}$ between tag jets	✓	✓	4	4
Quark/gluon discriminator of leading VBS tag jet	✓	✓	9	7
Azimuthal angle distance between VBS tag jets	✓	-	10	-
Invariant mass of the VBS tag jets pair	✓	✓	1	1
$p_T$ of the leading $V_{had}$ jet	✓	-	14	-
$p_T$ of the trailing $V_{had}$ jet	✓	-	12	-
Pseudorapidity difference between $V_{had}$ jets	✓	-	8	-
Quark/gluon discriminator of the leading $V_{had}$ jet	✓	-	3	-
Quark/gluon discriminator of the trailing $V_{had}$ jet	✓	-	5	-
$p_T$ of the AK8 $V_{had}$ jet candidate	-	✓	-	8
Invariant mass of $V_{had}$	✓	✓	11	5
Zeppenfeld variable for $V_{had}$	-	✓	-	9
Centrality	-	✓	15	13

Fig. 3 shows the normalized distributions of the DNN discriminator for signal and backgrounds in the resolved and boosted signal regions. Fig. 4 shows control plots for the DNN in the top quark and W+jets control regions both for the resolved and boosted categories. The predictions and the data agree within the uncertainties in both cases, after the background estimation based on control samples in data, as described in the previous section, is applied.

The target of this analysis is the extraction of the WW VBS production signal strength and the corresponding significance, obtained through a modified frequentist approach based on the ratio of the experimental likelihood profiled along with the measurement nuisance parameters over the global likelihood maximum [72]. The likelihood function is built on a signal model taken from simulation and corrected for all residual data/MC disagreements in particle reconstruction, selection efficiency, and on background models that are built based on estimates from control samples in data or corrected for data-to-simulation disagreements, as needed. The DNN distributions are fitted in the signal phase space regions, combining the two different light lepton flavors, whereas the yields in the control regions are used only to normalize the W+jets and top quark backgrounds.

## 7. Systematic uncertainties

In the signal extraction fit, each uncertainty is represented by a nuisance parameter that changes the shapes of the distributions for the signal and background processes or scales their total normalization. Different sources of uncertainty are treated as completely uncorrelated in the fit, whereas each uncertainty effect is treated as correlated or uncorrelated between different channels and processes depending on the case. In Table 2 the uncertainties are split into various categories by evaluating the effect on the total signal strength of freezing each component independently in the fit.

The integrated luminosities of the 2016, 2017, and 2018 data-taking periods are individually known with uncertainties in the 1.2–2.5% range [73–75], whereas the total Run 2 (2016–2018) integrated luminosity has an uncertainty of 1.6%. The improvement in precision reflects the (uncorrelated) time evolution of some systematic effects.

Discrepancies in the lepton reconstruction and identification efficiencies between data and MC simulation are compensated by applying correction factors to all samples as functions of the lep-

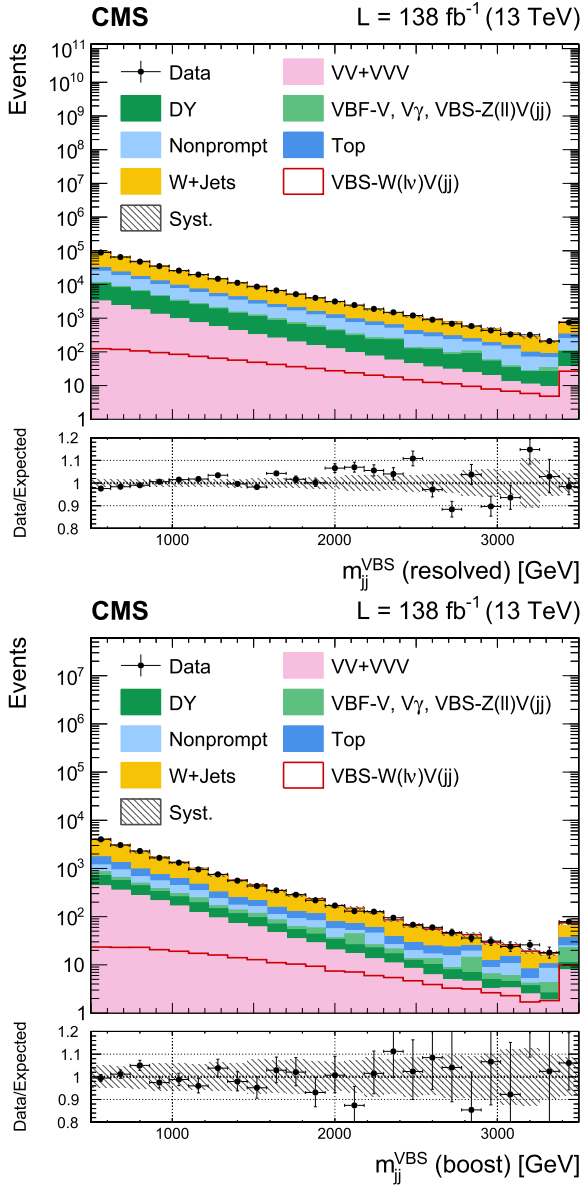
**Table 2**

Breakdown of the uncertainties in the EW WW VBS signal strength measurement.

Uncertainty source	$\Delta\mu_{EW}$
Statistical	0.12
Limited sample size	0.10
Normalization of backgrounds	0.08
Experimental	
b-tagging	0.05
Jet energy scale and resolution	0.04
Integrated luminosity	0.01
Lepton identification	0.01
Boosted V boson identification	0.01
Total	0.06
Theory	
Signal modeling	0.09
Background modeling	0.08
Total	0.12
Total	0.22

ton  $p_T$  and  $\eta$ . Their impact on the signal region is less than 1% for both electrons and muons. The trigger efficiency uncertainty is also smaller than 1%. The electron and muon momentum scale uncertainties are computed by varying the lepton momenta within their  $\pm 1\sigma$  uncertainty, and the resulting uncertainty in the signal yield is less than 1%. Similarly, jet energy scale and resolution uncertainties are evaluated by shifting the  $p_T$  value of the jets, and thus directly affecting the reconstructed jet multiplicity and  $p_T^{\text{miss}}$  measurement [76]; several independent sources are considered and partially correlated among different data sets, resulting in up to 4% uncertainty in the signal strength.

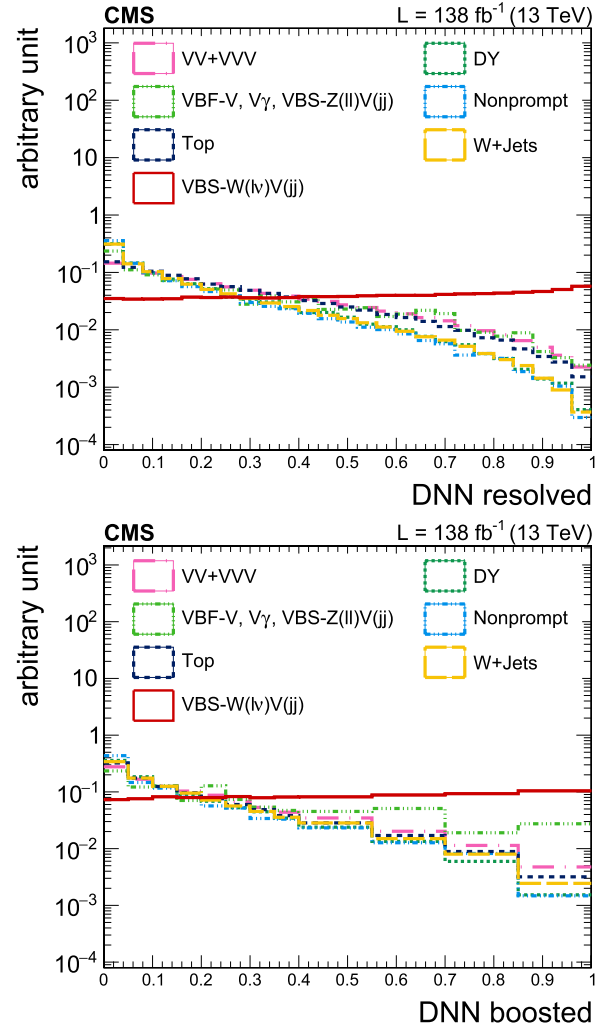
The b-tagging data/MC corrections are associated with different uncertainty sources and correlated among all processes. Since these uncertainties migrate events between the signal region and top quark control region, they have a large effect, 5%, on the signal and background. Uncertainty in the  $p_T^{\text{miss}}$  estimation due to unclustered energy is also included and calculated by varying the momenta of particles that are not identified with either a jet or a lepton; its effect is negligible. Finally, the uncertainty in the pileup modeling is applied to all the relevant MC samples by varying the minimum bias cross section used to generate the pileup distribution by  $\pm 1\sigma$  [77] and estimated to be less than 1%.



**Fig. 2.** Post-fit distributions of the  $m_{jj}^{\text{VBS}}$  observable in the resolved (upper) and boosted (lower) signal regions. Vertical bars on data points show the statistical error, whereas the gray band is the post-fit uncertainty on MC with all systematic uncertainties included.

The uncertainty due to the finite number of events in the fitted templates has a significant impact, 10%, on the signal measurement. This contribution is dominated by the uncertainty in the nonprompt template estimation, given by the limited number of data events in the tails and by the large variation of the (positive and negative) weights applied to model the lepton misidentification probability. Leaving the normalization of the top quark and W+jets (split into many subcategories) backgrounds floating in the fit results in an uncertainty in the signal strength of 8%.

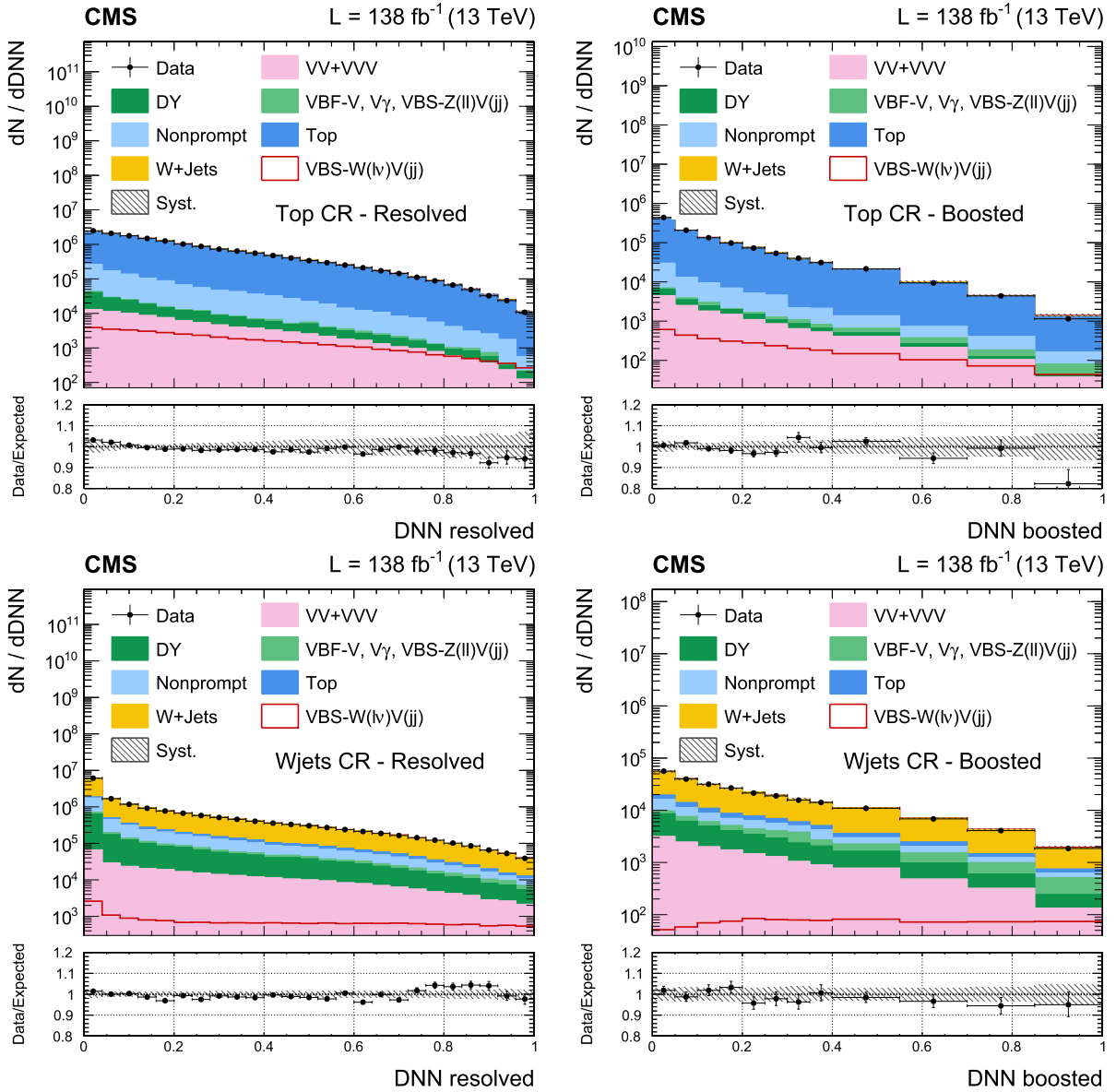
The most important theoretical uncertainty is related to the choice of the renormalization and factorization scales in the MC simulation of events. The uncertainty in the signal and background yields is computed by taking the largest variation given by changing such scales up and down independently by a factor of two with respect to their nominal value, ignoring the extreme case where they are shifted in opposite directions [78,79]. The theoretical scale uncertainty is uncorrelated for each background and signal process.



**Fig. 3.** The DNN discriminator distribution, taken from simulation, for VBS signal and backgrounds in the resolved (upper) and boosted (lower) signal regions normalized to unity.

Only shape effects are included by varying the scales for W+jets and top quark backgrounds, since their normalization is directly measured from data in the fit. Both the shape and normalization effects are included for the other backgrounds. For the signal, only the shape effect of the theoretical scales uncertainty is considered while measuring the signal cross section and significance, whereas the normalization effect is included for the signal strength determination. Inclusively, the theoretical scale uncertainty for the EW-only WV signal is 5%, and for the QCD-associated diboson production is 25%. The overall impact on the EW-only signal strength determination from the choice of renormalization and factorization scales is 12%.

The uncertainty in the modeling of the parton shower is also included, by using the weights corresponding to variations of  $\alpha_S^{\text{ISR}}$  and  $\alpha_S^{\text{FSR}}$  computed by the parton shower programs, and uncorrelated for each process: the impact on the signal strength determination is 4%. The PDF and related strong coupling  $\alpha_S$  uncertainties are evaluated using the eigenvalues of the PDF set following the NNPDF prescription [80]. These uncertainties, as well as the one from the modeling of the underlying event, are included for all the processes apart from top quark and W+jets backgrounds, and they have a negligible impact on the signal measurement.



**Fig. 4.** The DNN discriminator distribution for the resolved (left) and boosted (right) phase space region in the top quark (upper plots) and W+jets (lower plots) control regions. Vertical bars on data points show the statistical error, whereas the gray band is the post-fit uncertainty on MC with all systematic uncertainties included.

## 8. Results

Three separate maximum likelihood fits are performed: (i) the measurement of the purely EW signal strength  $\mu_{EW}$  keeping the QCD WV production contribution fixed to the SM prediction  $\mu_{QCD} = 1$ ; (ii) the measurement of the signal strength considering as signal the EW and QCD WV processes together; (iii) a two-dimensional simultaneous measurement of the signal strengths  $\mu_{EW}$  and  $\mu_{QCD}$ .

Fig. 5 shows the post-fit DNN distribution for the resolved (left) and the boosted (right) signal phase space in the EW-only fit. The background-subtracted plot, where the evidence for the signal is clearly visible, is also shown.

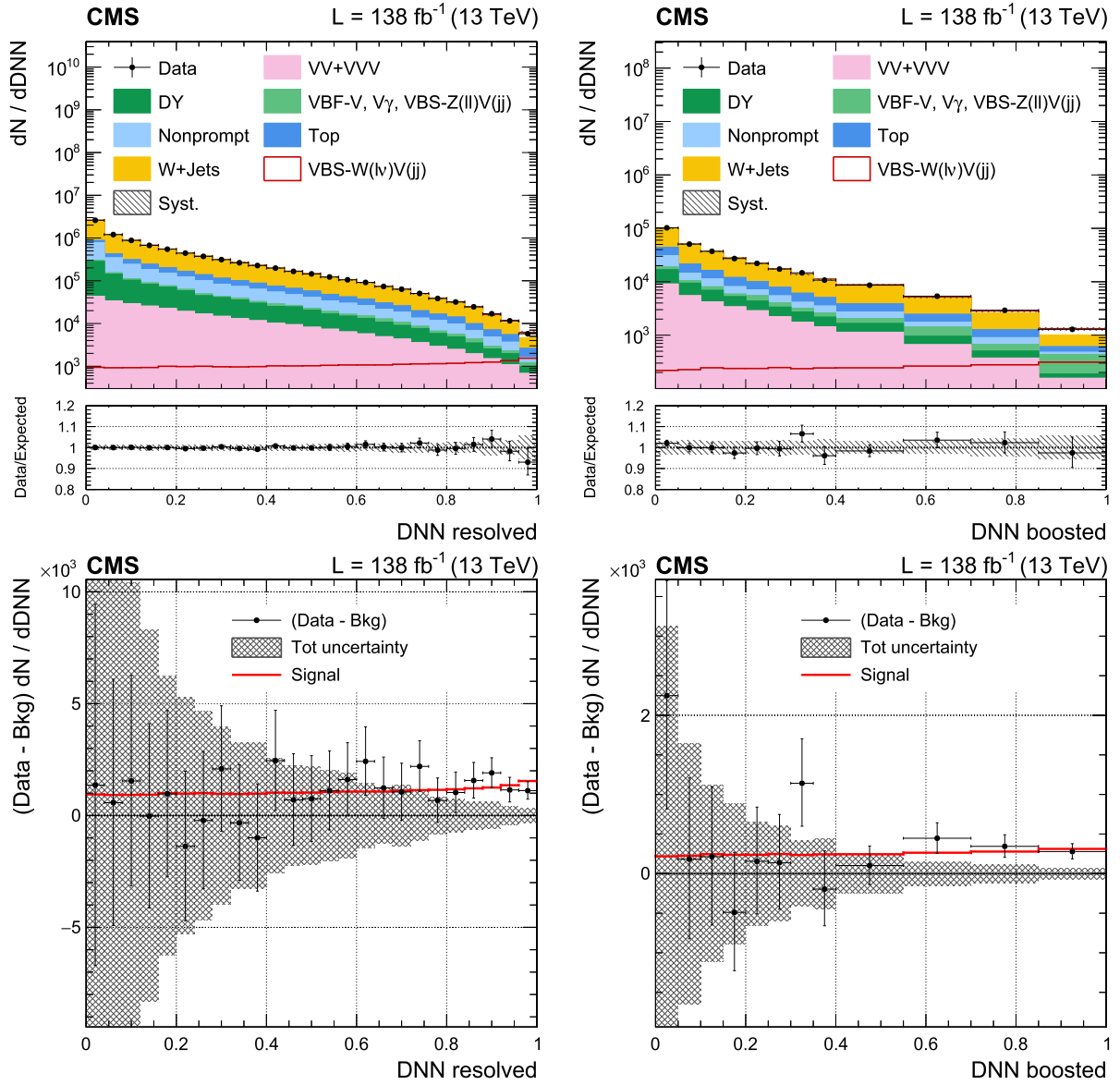
A fiducial phase space region is defined at parton level requiring all partons to have  $p_T > 10\text{ GeV}$  and at least one pair of outgoing partons with invariant mass  $m_{qq} > 100\text{ GeV}$ . This simple definition of the fiducial region is chosen for easy application to signal models; the amount of signal generated in this fiducial region and passing the final signal selection is  $\sim 25\%$ .

The SM prediction for the EW WV production cross section in this fiducial region is  $2.23^{+0.08}_{-0.11}$  (scale)  $\pm 0.05$  (PDF) pb, where PDF refers to the uncertainty coming from the parton distribution function. The measured EW WV production cross section is  $1.90^{+0.53}_{-0.46}$  pb, corresponding to an observed EW-only signal strength of:

$$\mu_{EW} = \frac{\sigma^{\text{obs}}}{\sigma^{\text{SM}}} = 0.85 \pm 0.12 \text{ (stat)}^{+0.19}_{-0.17} \text{ (syst)} = 0.85^{+0.23}_{-0.21}, \quad (3)$$

where  $\sigma^{\text{obs}}$  and  $\sigma^{\text{SM}}$  are the observed and predicted cross sections, respectively, with an expectation of  $1.00^{+0.24}_{-0.22}$ . The observed significance for the SM EW WV signal is 4.4 standard deviations with 5.1 expected. The EW-only signal strength fitted independently in the resolved and boosted categories is  $0.85 \pm 0.26$  and  $1.09 \pm 0.32$ , respectively.

Considering instead the signal as the overall EW and QCD-associated diboson production, the measured and expected cross sections are  $16.4^{+3.5}_{-2.8}$  pb and  $16.9^{+2.9}_{-2.1}$  (scale)  $\pm 0.5$  (PDF) pb, respectively, extracted in the same fiducial phase space region as the



**Fig. 5.** Results for the EW-signal-only fit, keeping the QCD WV contribution fixed to the SM prediction. Upper plots: post-fit DNN discriminator distributions for the resolved (left) and the boosted (right) signal regions. The signal contribution is plotted both stacked on top of the background processes and also overlaid as a red line to show the signal post-fit distribution. The expected yield is the sum of signal and background. Lower plots: background-subtracted DNN discriminator distribution for the resolved (left) and the boosted (right) categories. Post-fit background yields in each bin are subtracted from data and compared with the signal post-fit distribution, plotted as a red line. Vertical bars on data points show the statistical error, whereas the gray band is the post-fit uncertainty on MC with all systematic uncertainties included.

EW-only one. This fit assumes the ratio between the EW and QCD contributions to the diboson production is fixed to the value predicted by the SM. The overall signal strength  $\mu = \sigma^{\text{obs}}/\sigma^{\text{SM}}$ , with an expectation of  $1.00_{-0.20}^{+0.21}$ , is measured as:

$$\mu_{\text{EW+QCD}} = 0.97 \pm 0.06 \text{ (stat)}_{-0.21}^{+0.19} \text{ (syst)} = 0.97_{-0.22}^{+0.20}. \quad (4)$$

The fit is also performed leaving as free independent parameters the signal strengths of the EW and QCD-associated WV production components ( $\mu_{\text{EW}}$  and  $\mu_{\text{QCD}}$ ). The result of the 2D fit is shown in Fig. 6, where the expected and observed minima are presented, together with the 68 and 95% confidence level (CL) contours built from the likelihood function. The measured signal strengths are in agreement with the SM predictions within the 68% CL.

## 9. Summary

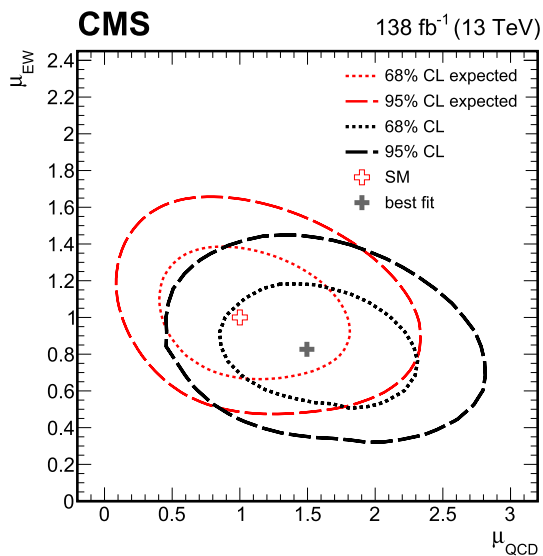
The first evidence for the electroweak (EW) production of a WV ( $V = W$  or  $Z$ ) pair plus two jets in the  $\ell\nu\text{qq}$  decay channel

is reported. Events are separated into two categories: either the hadronically decaying W or Z boson is reconstructed as one large-radius jet, or it is identified as a pair of jets with dijet mass close to the boson mass. Multivariate machine learning discriminators are optimized to separate the signal from the background in each category and their outputs are exploited in the statistical analysis. The large background from single W boson production accompanied by jets is estimated from control samples in the data to reduce the impact of Monte Carlo mismodeling in this multijet phase space region.

Tabulated results are provided in the HEPData record for this analysis [81].

The EW-only WV signal strength, measured keeping the QCD-associated diboson production fixed to the standard model prediction, is:  $\mu_{\text{EW}} = \sigma^{\text{obs}}/\sigma^{\text{SM}} = 0.85 \pm 0.12 \text{ (stat)}_{-0.17}^{+0.19} \text{ (syst)} = 0.85_{-0.21}^{+0.23}$  at  $1.00_{-0.22}^{+0.24}$  expected, where  $\sigma^{\text{obs}}$  and  $\sigma^{\text{SM}}$  are the observed and predicted cross sections, respectively. The observed





**Fig. 6.** Simultaneous EW and QCD WV production fit: the expected and observed 68 and 95% CL contours on the signal strengths. The best fit result is compatible with the SM prediction within the 68% CL area.

significance for the SM EW WV signal is 4.4 standard deviations with 5.1 expected., it is measured keeping the quantum chromodynamics (QCD) associated diboson production fixed to the standard model prediction. When we consider the signal as the total EW and QCD-associated diboson yield, the overall signal strength  $\mu_{EW+QCD}$  is measured as:  $0.97 \pm 0.06$  (stat) $^{+0.19}_{-0.21}$  (syst) =  $0.97^{+0.20}_{-0.22}$  with an expectation of  $1.00^{+0.21}_{-0.20}$ . Finally, a simultaneous two-dimensional fit of the EW and QCD WV production components is performed.

Overall, both the WV EW-only measurement and the simultaneous EW and QCD WV measurements are in agreement with the SM predictions within the 68% confidence level.

#### Declaration of competing interest

The authors declare that they have no known competing financial interests or personal relationships that could have appeared to influence the work reported in this paper.

#### Data availability

Release and preservation of data used by the CMS Collaboration as the basis for publications is guided by the CMS policy as stated in the [CMS data preservation, re-use and open access policy](#).

#### Acknowledgements

We congratulate our colleagues in the CERN accelerator departments for the excellent performance of the LHC and thank the technical and administrative staffs at CERN and at other CMS institutes for their contributions to the success of the CMS effort. In addition, we gratefully acknowledge the computing centers and personnel of the Worldwide LHC Computing Grid and other centers for delivering so effectively the computing infrastructure essential to our analyses. Finally, we acknowledge the enduring support for the construction and operation of the LHC, the CMS detector, and the supporting computing infrastructure provided by the following funding agencies: BMBWF and FWF (Austria); FNRS and FWO (Belgium); CNPq, CAPES, FAPERJ, FAPERGS, and FAPESP (Brazil); MES and BNSF (Bulgaria); CERN; CAS, MOST, and NSFC (China); Minciencias (Colombia); MSES and CSF (Croatia); RIF (Cyprus); SENESCYT (Ecuador); MoER, ERC PUT and ERDF (Estonia);

Academy of Finland, MEC, and HIP (Finland); CEA and CNRS/IN2P3 (France); BMBF, DFG, and HGF (Germany); GSRI (Greece); NK-FIA (Hungary); DAE and DST (India); IPM (Iran); SFI (Ireland); INFN (Italy); MSIP and NRF (Republic of Korea); MES (Latvia); LAS (Lithuania); MOE and UM (Malaysia); BUAP, CINVESTAV, CONACYT, LNS, SEP, and UASLP-FAI (Mexico); MOS (Montenegro); MBIE (New Zealand); PAEC (Pakistan); MSHE and NSC (Poland); FCT (Portugal); JINR (Dubna); MON, ROSATOM, RAS, RFBR, and NRC KI (Russia); MESTD (Serbia); MCIN/AE and PCTI (Spain); MoSTR (Sri Lanka); Swiss Funding Agencies (Switzerland); MST (Taipei); ThEPcenter, IPST, STAR, and NSTDA (Thailand); TUBITAK and TAEK (Turkey); NASU (Ukraine); STFC (United Kingdom); DOE and NSF (USA).

Individuals have received support from the Marie-Curie Program and the European Research Council and Horizon 2020 Grant, contract Nos. 675440, 724704, 752730, 758316, 765710, 824093, 884104, and COST Action CA16108 (European Union); the Leventis Foundation; the Alfred P. Sloan Foundation; the Alexander von Humboldt Foundation; the Belgian Federal Science Policy Office; the Fonds pour la Formation à la Recherche dans l'Industrie et dans l'Agriculture (FRRIA-Belgium); the Agentschap voor Innovatie door Wetenschap en Technologie (IWT-Belgium); the F.R.S.-FNRS and FWO (Belgium) under the "Excellence of Science – EOS" – be.h project n. 30820817; the Beijing Municipal Science & Technology Commission, No. Z191100007219010; The Ministry of Education, Youth and Sports (MEYS) of the Czech Republic; the Deutsche Forschungsgemeinschaft (DFG), under Germany's Excellence Strategy – EXC 2121 "Quantum Universe" – 390833306, and under project number 400140256 – GRK2497; the Lendület ("Momentum") Program and the János Bolyai Research Scholarship of the Hungarian Academy of Sciences, the New National Excellence Program ÚNKP, the NKFI research grants 123842, 123959, 124845, 124850, 125105, 128713, 128786, and 129058 (Hungary); the Council of Science and Industrial Research, India; the Latvian Council of Science; the Ministry of Science and Higher Education and the National Science Center, contracts Opus 2014/15/B/ST2/03998 and 2015/19/B/ST2/02861 (Poland); the Fundação para a Ciência e a Tecnologia, grant CEECIND/01334/2018 (Portugal); the National Priorities Research Program by Qatar National Research Fund; the Ministry of Science and Higher Education, projects no. 14.W03.31.0026 and no. FSWW-2020-0008, and the Russian Foundation for Basic Research, project No. 19-42-703014 (Russia); MCIN/AEI/10.13039/501100011033, ERDF "a way of making Europe", and the Programa Estatal de Fomento de la Investigación Científica y Técnica de Excelencia María de Maeztu, grant MDM-2017-0765 and Programa Severo Ochoa del Principado de Asturias (Spain); the Stavros Niarchos Foundation (Greece); the Rachadapisek Sompot Fund for Postdoctoral Fellowship, Chulalongkorn University and the Chulalongkorn Academic into Its 2nd Century Project Advancement Project (Thailand); the Kavli Foundation; the Nvidia Corporation; the SuperMicro Corporation; the Welch Foundation, contract C-1845; and the Weston Havens Foundation (USA).

#### References

- [1] ATLAS Collaboration, Observation of a new particle in the search for the standard model Higgs boson with the ATLAS detector at the LHC, Phys. Lett. B 716 (2012) 1, <https://doi.org/10.1016/j.physletb.2012.08.020>, arXiv:1207.7214.
- [2] CMS Collaboration, Observation of a new boson at a mass of 125 GeV with the CMS experiment at the LHC, Phys. Lett. B 716 (2012) 30, <https://doi.org/10.1016/j.physletb.2012.08.021>, arXiv:1207.7235.
- [3] B.W. Lee, C. Quigg, H.B. Thacker, Weak interactions at very high energies: the role of the Higgs boson mass, Phys. Rev. D 16 (1977) 1519, <https://doi.org/10.1103/PhysRevD.16.1519>.
- [4] CMS Collaboration, Observation of electroweak production of same-sign W boson pairs in the two jet and two same-sign lepton final state in proton-proton collisions at  $\sqrt{s} = 13$  TeV, Phys. Rev. Lett. 120 (2018) 081801, <https://doi.org/10.1103/PhysRevLett.120.081801>, arXiv:1709.05822.

- [5] ATLAS Collaboration, Observation of electroweak production of a same-sign  $W$  boson pair in association with two jets in  $pp$  collisions at  $\sqrt{s} = 13$  TeV with the ATLAS detector, *Phys. Rev. Lett.* 123 (2019) 161801, <https://doi.org/10.1103/PhysRevLett.123.161801>, arXiv:1906.03203.
- [6] CMS Collaboration, Measurement of electroweak  $WZ$  boson production and search for new physics in  $WZ +$  two jets events in  $pp$  collisions at  $\sqrt{s} = 13$  TeV, *Phys. Lett. B* 795 (2019) 281, <https://doi.org/10.1016/j.physletb.2019.05.042>, arXiv:1901.04060.
- [7] ATLAS Collaboration, Observation of electroweak  $WZ$  boson pair production in association with two jets in  $pp$  collisions at  $\sqrt{s} = 13$  TeV with the ATLAS detector, *Phys. Lett. B* 793 (2019) 469, <https://doi.org/10.1016/j.physletb.2019.05.012>, arXiv:1812.09740.
- [8] ATLAS Collaboration, Observation of electroweak production of two jets and a  $Z$ -boson pair with the ATLAS detector at the LHC, *Nat. Phys.* (2020), in press, arXiv:2004.10612, <https://doi.org/10.48550/arXiv.2004.10612>.
- [9] CMS Collaboration, Measurement of vector boson scattering and constraints on anomalous quartic couplings from events with four leptons and two jets in proton-proton collisions at  $\sqrt{s} = 13$  TeV, *Phys. Lett. B* 774 (2017) 682, <https://doi.org/10.1016/j.physletb.2017.10.020>, arXiv:1708.02812.
- [10] CMS Collaboration, Measurement of the electroweak production of  $Z\gamma$  and two jets in proton-proton collisions at  $\sqrt{s} = 13$  TeV and constraints on anomalous quartic gauge couplings, *Phys. Rev. D* 104 (2021) 072001, <https://doi.org/10.1103/PhysRevD.104.072001>, arXiv:2106.11082.
- [11] ATLAS Collaboration, Evidence for electroweak production of two jets in association with a  $Z\gamma$  pair in  $pp$  collisions at  $\sqrt{s} = 13$  TeV with the ATLAS detector, *Phys. Lett. B* 803 (2020) 135341, <https://doi.org/10.1016/j.physletb.2020.135341>, arXiv:1910.09503.
- [12] ATLAS Collaboration, The ATLAS experiment at the CERN large hadron collider, *J. Instrum.* 3 (2008) S08003, <https://doi.org/10.1088/1748-0221/3/08/S08003>.
- [13] CMS Collaboration, The CMS experiment at the CERN LHC, *J. Instrum.* 3 (2008) S08004, <https://doi.org/10.1088/1748-0221/3/08/S08004>.
- [14] C.F. Anders, et al., Vector boson scattering: recent experimental and theory developments, *Rev. Phys.* 3 (2018) 44, <https://doi.org/10.1016/j.revip.2018.11.001>, arXiv:1801.04203.
- [15] CMS Collaboration, Search for anomalous electroweak production of vector boson pairs in association with two jets in proton-proton collisions at 13 TeV, *Phys. Lett. B* 798 (2019) 134985, <https://doi.org/10.1016/j.physletb.2019.134985>, arXiv:1905.07445.
- [16] ATLAS Collaboration, Search for the electroweak diboson production in association with a high-mass dijet system in semileptonic final states in  $pp$  collisions at  $\sqrt{s} = 13$  TeV with the ATLAS detector, *Phys. Rev. D* 100 (2019) 032007, <https://doi.org/10.1103/PhysRevD.100.032007>, arXiv:1905.07714.
- [17] ATLAS Collaboration, Search for anomalous electroweak production of  $WW/WZ$  in association with a high-mass dijet system in  $pp$  collisions at  $\sqrt{s} = 8$  TeV with the ATLAS detector, *Phys. Rev. D* 95 (2017) 032001, <https://doi.org/10.1103/PhysRevD.95.032001>, arXiv:1609.05122.
- [18] S. Frixione, B.R. Webber, Matching NLO QCD computations and parton shower simulations, *J. High Energy Phys.* 06 (2002) 029, <https://doi.org/10.1088/1126-6708/2002/06/029>, arXiv:hep-ph/0204244.
- [19] P. Nason, A new method for combining NLO QCD with shower Monte Carlo algorithms, *J. High Energy Phys.* 11 (2004) 040, <https://doi.org/10.1088/1126-6708/2004/11/040>, arXiv:hep-ph/0409146.
- [20] S. Frixione, P. Nason, C. Oleari, Matching NLO QCD computations with parton shower simulations: the POWHEG method, *J. High Energy Phys.* 11 (2007) 070, <https://doi.org/10.1088/1126-6708/2007/11/070>, arXiv:0709.2092.
- [21] S. Alioli, P. Nason, C. Oleari, E. Re, NLO vector-boson production matched with shower in POWHEG, *J. High Energy Phys.* 07 (2008) 060, <https://doi.org/10.1088/1126-6708/2008/07/060>, arXiv:0805.4802.
- [22] S. Alioli, P. Nason, C. Oleari, E. Re, A general framework for implementing NLO calculations in shower Monte Carlo programs: the POWHEG BOX, *J. High Energy Phys.* 06 (2010) 043, [https://doi.org/10.1007/JHEP06\(2010\)043](https://doi.org/10.1007/JHEP06(2010)043), arXiv:1002.2581.
- [23] J. Alwall, R. Frederix, S. Frixione, V. Hirschi, F. Maltoni, O. Mattelaer, H.S. Shao, T. Stelzer, P. Torrielli, M. Zaro, The automated computation of tree-level and next-to-leading order differential cross sections, and their matching to parton shower simulations, *J. High Energy Phys.* 07 (2014) 079, [https://doi.org/10.1007/JHEP07\(2014\)079](https://doi.org/10.1007/JHEP07(2014)079), arXiv:1405.0301.
- [24] J. Alwall, S. Höche, F. Krauss, N. Lavesson, L. Lönnblad, F. Maltoni, M.L. Mangano, M. Moretti, C.G. Papadopoulos, F. Piccinini, S. Schumann, M. Treccani, J. Winter, M. Worek, Comparative study of various algorithms for the merging of parton showers and matrix elements in hadronic collisions, *Eur. Phys. J. C* 53 (2008) 473, <https://doi.org/10.1140/epjc/s10052-007-0490-5>, arXiv:0706.2569.
- [25] J. Campbell, T. Neumann, Precision phenomenology with MCFM, *J. High Energy Phys.* 12 (2019) 034, [https://doi.org/10.1007/JHEP12\(2019\)034](https://doi.org/10.1007/JHEP12(2019)034), arXiv:1909.09117.
- [26] J.M. Campbell, R.K. Ellis, W.T. Giele, A multi-threaded version of MCFM, *Eur. Phys. J. C* 75 (2015) 246, <https://doi.org/10.1140/epjc/s10052-015-3461-2>, arXiv:1503.06182.
- [27] J.M. Campbell, R.K. Ellis, C. Williams, Vector boson pair production at the LHC, *J. High Energy Phys.* 07 (2011) 018, [https://doi.org/10.1007/JHEP07\(2011\)018](https://doi.org/10.1007/JHEP07(2011)018), arXiv:1105.0020.
- [28] J.M. Campell, R.K. Ellis, An update on vector boson pair production at hadron colliders, *Phys. Rev. D* 60 (1999) 113006, <https://doi.org/10.1103/PhysRevD.60.113006>, arXiv:hep-ph/9905386.
- [29] M. Czakon, D. Heymes, A. Mitov, D. Pagani, I. Tsinikos, M. Zaro, Top-pair production at the LHC through NNLO QCD and NLO EW, *J. High Energy Phys.* 10 (2017) 186, [https://doi.org/10.1007/JHEP10\(2017\)186](https://doi.org/10.1007/JHEP10(2017)186), arXiv:1705.04105.
- [30] CMS Collaboration, Measurement of differential cross sections for top quark pair production using the lepton+jets final state in proton-proton collisions at 13 TeV, *Phys. Rev. D* 95 (2017) 092001, <https://doi.org/10.1103/PhysRevD.95.092001>, arXiv:1610.04191.
- [31] CMS Collaboration, Measurements of differential  $Z$  boson production cross sections in proton-proton collisions at  $\sqrt{s} = 13$  TeV, *J. High Energy Phys.* 12 (2019) 061, [https://doi.org/10.1007/JHEP12\(2019\)061](https://doi.org/10.1007/JHEP12(2019)061), arXiv:1909.04133.
- [32] P. Artoisenet, R. Frederix, O. Mattelaer, R. Rietkerk, Automatic spin-entangled decays of heavy resonances in Monte Carlo simulations, *J. High Energy Phys.* 03 (2013) 015, [https://doi.org/10.1007/JHEP03\(2013\)015](https://doi.org/10.1007/JHEP03(2013)015), arXiv:1212.3460.
- [33] T. Sjöstrand, S. Ask, J.R. Christiansen, R. Corke, N. Desai, P. Ilten, S. Mrenna, S. Prestel, C.O. Rasmussen, P.Z. Skands, An introduction to PYTHIA 8.2, *Comput. Phys. Commun.* 191 (2015) 159, <https://doi.org/10.1016/j.cpc.2015.01.024>, arXiv:1410.3012.
- [34] R.D. Ball, et al., NNPDF, Parton distributions for the LHC run II, *J. High Energy Phys.* 04 (2015) 040, [https://doi.org/10.1007/JHEP04\(2015\)040](https://doi.org/10.1007/JHEP04(2015)040), arXiv:1410.8849.
- [35] R.D. Ball, et al., NNPDF, Parton distributions from high-precision collider data, *Eur. Phys. J. C* 77 (2017) 663, <https://doi.org/10.1140/epjc/s10052-017-5199-5>, arXiv:1706.00428.
- [36] P. Skands, S. Carrazza, J. Rojo, Tuning PYTHIA 8.1: the Monash 2013 Tune, *Eur. Phys. J. C* 74 (2014) 3024, <https://doi.org/10.1140/epjc/s10052-014-3024-y>, arXiv:1404.5630.
- [37] CMS Collaboration, Event generator tunes obtained from underlying event and multiparton scattering measurements, *Eur. Phys. J. C* 76 (2016) 155, <https://doi.org/10.1140/epjc/s10052-016-3988-x>, arXiv:1512.00815.
- [38] CMS Collaboration, Extraction and validation of a new set of CMS PYTHIA8 tunes from underlying-event measurements, *Eur. Phys. J. C* 80 (2020) 4, <https://doi.org/10.1140/epjc/s10052-019-7499-4>, arXiv:1903.12179.
- [39] R. Covarelli, M. Pellen, M. Zaro, Vector-boson scattering at the LHC: unraveling the electroweak sector, *Int. J. Mod. Phys. A* 36 (2021) 2130009, <https://doi.org/10.1142/S0217751X2130009X>, arXiv:2102.10991.
- [40] A. Ballestrero, et al., Precise predictions for same-sign  $W$ -boson scattering at the LHC, *Eur. Phys. J. C* 78 (2018) 671, <https://doi.org/10.1140/epjc/s10052-018-6136-y>, arXiv:1803.07943.
- [41] B. Jäger, A. Karlberg, S. Plätzer, J. Scheller, M. Zaro, Parton-shower effects in Higgs production via vector-boson fusion, *Eur. Phys. J. C* 80 (2020) 756, <https://doi.org/10.1140/epjc/s10052-020-8326-7>, arXiv:2003.12435.
- [42] M. Bähr, S. Gieseke, M.A. Gigg, D. Grellscheid, K. Hamilton, O. Latunde-Dada, S. Plätzer, P. Richardson, M.H. Seymour, A. Sherstnev, B.R. Webber, Herwig++ physics and manual, *Eur. Phys. J. C* 58 (2008) 639, <https://doi.org/10.1140/epjc/s10052-008-0798-9>, arXiv:0803.0883.
- [43] J. Bellm, et al., Herwig 7.0/Herwig++ 3.0 release note, *Eur. Phys. J. C* 76 (2016) 196, <https://doi.org/10.1140/epjc/s10052-016-4018-8>, arXiv:1512.01178.
- [44] S. Agostinelli, et al., GEANT4, Geant4—a simulation toolkit, *Nucl. Instrum. Methods A* 506 (2003) 250, [https://doi.org/10.1016/S0168-9002\(03\)01368-8](https://doi.org/10.1016/S0168-9002(03)01368-8).
- [45] CMS Collaboration, Particle-flow reconstruction and global event description with the CMS detector, *J. Instrum.* 12 (2017) P10003, <https://doi.org/10.1088/1748-0221/12/10/P10003>, arXiv:1706.04965.
- [46] CMS Collaboration, Performance of the CMS level-1 trigger in proton-proton collisions at  $\sqrt{s} = 13$  TeV, *J. Instrum.* 15 (2020) P10017, <https://doi.org/10.1088/1748-0221/15/10/P10017>, arXiv:2006.10165.
- [47] CMS Collaboration, The CMS trigger system, *J. Instrum.* 12 (2017) P01020, <https://doi.org/10.1088/1748-0221/12/01/P01020>, arXiv:1609.02366.
- [48] M. Cacciari, G.P. Salam, G. Soyez, The anti- $k_T$  jet clustering algorithm, *J. High Energy Phys.* 04 (2008) 063, <https://doi.org/10.1088/1126-6708/2008/04/063>, arXiv:0802.1189.
- [49] M. Cacciari, G.P. Salam, G. Soyez, Fastjet user manual, *Eur. Phys. J. C* 72 (2012) 1896, <https://doi.org/10.1140/epjc/s10052-012-1896-2>, arXiv:1111.6097.
- [50] CMS Collaboration, Pileup mitigation at CMS in 13 TeV data, *J. Instrum.* 15 (2020) P09018, <https://doi.org/10.1088/1748-0221/15/09/P09018>, arXiv:2003.00503.
- [51] D. Bertolini, P. Harris, M. Low, N. Tran, Pileup per particle identification, *J. High Energy Phys.* 10 (2014) 059, [https://doi.org/10.1007/JHEP10\(2014\)059](https://doi.org/10.1007/JHEP10(2014)059), arXiv:1407.6013.
- [52] M. Dasgupta, A. Fregoso, S. Marzani, G.P. Salam, Towards an understanding of jet substructure, *J. High Energy Phys.* 09 (2013) 029, [https://doi.org/10.1007/JHEP09\(2013\)029](https://doi.org/10.1007/JHEP09(2013)029), arXiv:1307.0007.
- [53] J.M. Butterworth, A.R. Davison, M. Rubin, G.P. Salam, Jet substructure as a new Higgs search channel at the LHC, *Phys. Rev. Lett.* 100 (2008) 242001, <https://doi.org/10.1103/PhysRevLett.100.242001>, arXiv:0802.2470.
- [54] A.J. Larkoski, S. Marzani, G. Soyez, J. Thaler, Soft drop, *J. High Energy Phys.* 05 (2014) 146, [https://doi.org/10.1007/JHEP05\(2014\)146](https://doi.org/10.1007/JHEP05(2014)146), arXiv:1402.2657.

- [55] Y.L. Dokshitzer, G.D. Leder, S. Moretti, B.R. Webber, Better jet clustering algorithms, *J. High Energy Phys.* 08 (1997) 001, <https://doi.org/10.1088/1126-6708/1997/08/001>, arXiv:hep-ph/9707323.
- [56] M. Wobisch, T. Wengler, Hadronization corrections to jet cross-sections in deep inelastic scattering, in: *Proceedings of the Workshop on Monte Carlo Generators for HERA Physics*, Hamburg, Germany, 1998, p. 270, <https://inspirehep.net/record/484872>, arXiv:hep-ph/9907280.
- [57] CMS Collaboration, Identification techniques for highly boosted W bosons that decay into hadrons, *J. High Energy Phys.* 12 (2014) 017, [https://doi.org/10.1007/JHEP12\(2014\)017](https://doi.org/10.1007/JHEP12(2014)017), arXiv:1410.4227.
- [58] J. Thaler, K. Van Tilburg, Identifying boosted objects with  $N$ -subjettiness, *J. High Energy Phys.* 03 (2011) 015, [https://doi.org/10.1007/JHEP03\(2011\)015](https://doi.org/10.1007/JHEP03(2011)015), arXiv:1011.2268.
- [59] CMS Collaboration, Performance of electron reconstruction and selection with the CMS detector in proton-proton collisions at  $\sqrt{s} = 8$  TeV, *J. Instrum.* 10 (2015) P06005, <https://doi.org/10.1088/1748-0221/10/06/P06005>, arXiv:1502.02701.
- [60] CMS Collaboration, Performance of CMS muon reconstruction in pp collision events at  $\sqrt{s} = 7$  TeV, *J. Instrum.* 7 (2012) P10002, <https://doi.org/10.1088/1748-0221/7/10/P10002>, arXiv:1206.4071.
- [61] CMS Collaboration, Performance of missing transverse momentum reconstruction in proton-proton collisions at  $\sqrt{s} = 13$  TeV using the CMS detector, *J. Instrum.* 14 (2019) P07004, <https://doi.org/10.1088/1748-0221/14/07/P07004>, arXiv:1903.06078.
- [62] CMS Collaboration, Identification of heavy-flavour jets with the CMS detector in pp collisions at 13 TeV, *J. Instrum.* 13 (2018) P05011, <https://doi.org/10.1088/1748-0221/13/05/P05011>, arXiv:1712.07158.
- [63] D.P. Kingma, J. Ba Adam, A method for stochastic optimization, in: *3rd International Conference on Learning Representations, ICLR 2015, San Diego, CA, USA, May 7-9, 2015, Conference Track Proceedings*, 2015, <https://arxiv.org/abs/1412.6980>, arXiv:1412.6980.
- [64] D.R. Cox, The regression analysis of binary sequences, *J. R. Stat. Soc., Ser. B* 20 (1958) 215, <https://doi.org/10.1111/j.2517-6161.1958.tb00292.x>.
- [65] I. Goodfellow, Y. Bengio, A. Courville, *Deep Learning*, MIT Press, 2016, <http://www.deeplearningbook.org>.
- [66] S.M. Lundberg, S.-I. Lee, A unified approach to interpreting model predictions, in: *Proceedings of the 31st International Conference on Neural Information Processing Systems, NIPS'17, Curran Associates Inc., Red, Hook, NY, USA, 2017, p. 4768*, arXiv:1705.07874.
- [67] L.S. Shapley, A value for  $n$ -person games, *Contributions to the Theory of Games* 2 (28) (1953) 303, <https://doi.org/10.1515/9781400881970-018>.
- [68] D.L. Rainwater, R. Szalapski, D. Zeppenfeld, Probing color singlet exchange in  $Z +$  two jet events at the CERN LHC, *Phys. Rev. D* 54 (1996) 6680, <https://doi.org/10.1103/PhysRevD.54.6680>, arXiv:hep-ph/9605444.
- [69] CMS Collaboration, Performance of quark/gluon discrimination in 8 TeV pp data, in: *CMS Physics Analysis Summary*, 2013, <http://cds.cern.ch/record/1599732>.
- [70] CMS Collaboration, Performance of quark/gluon discrimination in 13 TeV data, CMS detector performance summary, <https://cds.cern.ch/record/2234117>, 2016.
- [71] ATLAS Collaboration, Measurement of  $W^\pm W^\pm$  vector-boson scattering and limits on anomalous quartic gauge couplings with the ATLAS detector, *Phys. Rev. D* 96 (2017) 012007, <https://doi.org/10.1103/PhysRevD.96.012007>, arXiv:1611.02428.
- [72] G. Cowan, K. Cranmer, E. Gross, O. Vitells, Asymptotic formulae for likelihood-based tests of new physics, *Eur. Phys. J. C* 71 (2011) 1554, <https://doi.org/10.1140/epjc/s10052-011-1554-0>, arXiv:1007.1727, Erratum: <https://doi.org/10.1140/epjc/s10052-013-2501-z>.
- [73] CMS Collaboration, Precision luminosity measurement in proton-proton collisions at  $\sqrt{s} = 13$  TeV in 2015 and 2016 at CMS, *Eur. Phys. J. C* 81 (2021) 800, <https://doi.org/10.1140/epjc/s10052-021-09538-2>, arXiv:2104.01927.
- [74] CMS Collaboration, CMS luminosity measurement for the 2017 data-taking period at  $\sqrt{s} = 13$  TeV, Technical Report, CERN, Geneva, 2018, <https://cds.cern.ch/record/2621960>.
- [75] CMS Collaboration, CMS luminosity measurement for the 2018 data-taking period at  $\sqrt{s} = 13$  TeV, Technical Report, CERN, Geneva, 2019, <https://cds.cern.ch/record/2676164>.
- [76] CMS Collaboration, Jet energy scale and resolution in the CMS experiment in pp collisions at 8 TeV, *J. Instrum.* 12 (2017) P02014, <https://doi.org/10.1088/1748-0221/12/02/P02014>, arXiv:1607.03663.
- [77] CMS Collaboration, Measurement of the inelastic proton-proton cross section at  $\sqrt{s} = 13$  TeV, *J. High Energy Phys.* 07 (2018) 161, [https://doi.org/10.1007/JHEP07\(2018\)161](https://doi.org/10.1007/JHEP07(2018)161), arXiv:1802.02613.
- [78] M. Cacciari, S. Frixione, M.L. Mangano, P. Nason, G. Ridolfi, The  $t\bar{t}$  cross-section at 1.8 TeV and 1.96 TeV: a study of the systematics due to parton densities and scale dependence, *J. High Energy Phys.* 04 (2004) 068, <https://doi.org/10.1088/1126-6708/2004/04/068>, arXiv:hep-ph/0303085.
- [79] S. Catani, D. de Florian, M. Grazzini, P. Nason, Soft gluon resummation for Higgs boson production at hadron colliders, *J. High Energy Phys.* 07 (2003) 028, <https://doi.org/10.1088/1126-6708/2003/07/028>, arXiv:hep-ph/0306211.
- [80] J. Rojo, PDF4LHC recommendations for run II, *PoS DIS2016* (2016) 018, <https://doi.org/10.22323/1.265.0018>, arXiv:1606.08243.
- [81] HEPData record for this measurement, <https://doi.org/10.17182/hepdata.115141>, 2021.

## The CMS Collaboration

### A. Tumasyan

*Yerevan Physics Institute, Yerevan, Armenia*

W. Adam, J.W. Andrejkovic, T. Bergauer, S. Chatterjee, K. Damanakis, M. Dragicevic, A. Escalante Del Valle, R. Frühwirth<sup>1</sup>, M. Jeitler<sup>1</sup>, N. Krammer, L. Lechner, D. Liko, I. Mikulec, P. Paulitsch, F.M. Pitters, J. Schieck<sup>1</sup>, R. Schöfbeck, D. Schwarz, S. Templ, W. Waltenberger, C.-E. Wulz<sup>1</sup>

*Institut für Hochenergiephysik, Vienna, Austria*

### V. Chekhovsky, A. Litomin, V. Makarenko

*Institute for Nuclear Problems, Minsk, Belarus*

M.R. Darwish<sup>2</sup>, E.A. De Wolf, T. Janssen, T. Kello<sup>3</sup>, A. Lelek, H. Rejeb Sfar, P. Van Mechelen, S. Van Putte, N. Van Remortel

*Universiteit Antwerpen, Antwerpen, Belgium*

F. Blekman, E.S. Bols, J. D'Hondt, M. Delcourt, H. El Faham, S. Lowette, S. Moortgat, A. Morton, D. Müller, A.R. Sahasransu, S. Tavernier, W. Van Doninck

*Vrije Universiteit Brussel, Brussel, Belgium*

D. Beghin, B. Bilin, B. Clerbaux, G. De Lentdecker, L. Favart, A. Grebenyuk, A.K. Kalsi, K. Lee,

M. Mahdavihorrani, I. Makarenko, L. Moureaux, L. Pétré, A. Popov, N. Postiau, E. Starling, L. Thomas, M. Vanden Bemden, C. Vander Velde, P. Vanlaer

*Université Libre de Bruxelles, Bruxelles, Belgium*

T. Cornelis, D. Dobur, J. Knolle, L. Lambrecht, G. Mestdach, M. Niedziela, C. Roskas, A. Samalan, K. Skovpen, M. Tytgat, B. Vermassen, L. Wezenbeek

*Ghent University, Ghent, Belgium*

A. Benecke, A. Bethani, G. Bruno, F. Bury, C. Caputo, P. David, C. Delaere, I.S. Donertas, A. Giammanco, K. Jaffel, Sa. Jain, V. Lemaître, K. Mondal, J. Prisciandaro, A. Taliercio, M. Teklishyn, T.T. Tran, P. Vischia, S. Wertz

*Université Catholique de Louvain, Louvain-la-Neuve, Belgium*

G.A. Alves, C. Hensel, A. Moraes, P. Rebello Teles

*Centro Brasileiro de Pesquisas Físicas, Rio de Janeiro, Brazil*

W.L. Aldá Júnior, M. Alves Gallo Pereira, M. Barroso Ferreira Filho, H. Brandao Malbouisson, W. Carvalho, J. Chinellato<sup>4</sup>, E.M. Da Costa, G.G. Da Silveira<sup>5</sup>, D. De Jesus Damiao, S. Fonseca De Souza, C. Mora Herrera, K. Mota Amarilo, L. Mundim, H. Nogima, A. Santoro, S.M. Silva Do Amaral, A. Sznajder, M. Thiel, F. Torres Da Silva De Araujo<sup>6</sup>, A. Vilela Pereira

*Universidade do Estado do Rio de Janeiro, Rio de Janeiro, Brazil*

C.A. Bernardes<sup>5</sup>, L. Calligaris, T.R. Fernandez Perez Tomei, E.M. Gregores, D.S. Lemos, P.G. Mercadante, S.F. Novaes, Sandra S. Padula

<sup>a</sup> *Universidade Estadual Paulista, São Paulo, Brazil*

<sup>b</sup> *Universidade Federal do ABC, São Paulo, Brazil*

A. Aleksandrov, G. Antchev, R. Hadjiiska, P. Iaydjiev, M. Misheva, M. Rodozov, M. Shopova, G. Sultanov

*Institute for Nuclear Research and Nuclear Energy, Bulgarian Academy of Sciences, Sofia, Bulgaria*

A. Dimitrov, T. Ivanov, L. Litov, B. Pavlov, P. Petkov, A. Petrov

*University of Sofia, Sofia, Bulgaria*

T. Cheng, T. Javaid<sup>7</sup>, M. Mittal, L. Yuan

*Beihang University, Beijing, China*

M. Ahmad, G. Bauer, C. Dozen<sup>8</sup>, Z. Hu, J. Martins<sup>9</sup>, Y. Wang, K. Yi<sup>10,11</sup>

*Department of Physics, Tsinghua University, Beijing, China*

E. Chapon, G.M. Chen<sup>7</sup>, H.S. Chen<sup>7</sup>, M. Chen, F. Iemmi, A. Kapoor, D. Leggat, H. Liao, Z.-A. Liu<sup>7</sup>, V. Milosevic, F. Monti, R. Sharma, J. Tao, J. Thomas-Wilsker, J. Wang, H. Zhang, J. Zhao

*Institute of High Energy Physics, Beijing, China*

A. Agapitos, Y. An, Y. Ban, C. Chen, A. Levin, Q. Li, X. Lyu, Y. Mao, S.J. Qian, D. Wang, J. Xiao

*State Key Laboratory of Nuclear Physics and Technology, Peking University, Beijing, China*

M. Lu, Z. You

*Sun Yat-Sen University, Guangzhou, China*

X. Gao<sup>3</sup>, H. Okawa, Y. Zhang

*Institute of Modern Physics and Key Laboratory of Nuclear Physics and Ion-beam Application (MOE) - Fudan University, Shanghai, China*

Z. Lin, M. Xiao

*Zhejiang University, Hangzhou, Zhejiang, China*

C. Avila, A. Cabrera, C. Florez, J. Fraga

*Universidad de Los Andes, Bogota, Colombia*

J. Mejia Guisao, F. Ramirez, J.D. Ruiz Alvarez, C.A. Salazar González

*Universidad de Antioquia, Medellin, Colombia*

D. Giljanovic, N. Godinovic, D. Lelas, I. Puljak

*University of Split, Faculty of Electrical Engineering, Mechanical Engineering and Naval Architecture, Split, Croatia*

Z. Antunovic, M. Kovac, T. Sculac

*University of Split, Faculty of Science, Split, Croatia*

V. Brigljevic, D. Ferencek, D. Majumder, M. Roguljic, A. Starodumov<sup>12</sup>, T. Susa

*Institute Rudjer Boskovic, Zagreb, Croatia*

A. Attikis, K. Christoforou, E. Erodotou, A. Ioannou, G. Kole, M. Kolosova, S. Konstantinou, J. Mousa, C. Nicolaou, F. Ptochos, P.A. Razis, H. Rykaczewski, H. Saka

*University of Cyprus, Nicosia, Cyprus*

M. Finger<sup>13</sup>, M. Finger Jr.<sup>13</sup>, A. Kveton

*Charles University, Prague, Czech Republic*

E. Ayala

*Escuela Politecnica Nacional, Quito, Ecuador*

E. Carrera Jarrin

*Universidad San Francisco de Quito, Quito, Ecuador*

H. Abdalla<sup>14</sup>, E. Salama<sup>15,16</sup>

*Academy of Scientific Research and Technology of the Arab Republic of Egypt, Egyptian Network of High Energy Physics, Cairo, Egypt*

M.A. Mahmoud, Y. Mohammed

*Center for High Energy Physics (CHEP-FU), Fayoum University, El-Fayoum, Egypt*

S. Bhowmik, R.K. Dewanjee, K. Ehataht, M. Kadastik, S. Nandan, C. Nielsen, J. Pata, M. Raidal, L. Tani, C. Veelken

*National Institute of Chemical Physics and Biophysics, Tallinn, Estonia*

P. Eerola, L. Forthomme, H. Kirschenmann, K. Osterberg, M. Voutilainen

*Department of Physics, University of Helsinki, Helsinki, Finland*

S. Bharthuar, E. Brücken, F. Garcia, J. Havukainen, M.S. Kim, R. Kinnunen, T. Lampén, K. Lassila-Perini, S. Lehti, T. Lindén, M. Lotti, L. Martikainen, M. Myllymäki, J. Ott, H. Siikonen, E. Tuominen, J. Tuominiemi

*Helsinki Institute of Physics, Helsinki, Finland*

P. Luukka, H. Petrow, T. Tuuva

*Lappeenranta University of Technology, Lappeenranta, Finland*

C. Amendola, M. Besancon, F. Couderc, M. Dejardin, D. Denegri, J.L. Faure, F. Ferri, S. Ganjour, P. Gras, G. Hamel de Monchenault, P. Jarry, B. Lenzi, E. Locci, J. Malcles, J. Rander, A. Rosowsky, M.Ö. Sahin, A. Savoy-Navarro<sup>17</sup>, M. Titov, G.B. Yu

*IRFU, CEA, Université Paris-Saclay, Gif-sur-Yvette, France*

S. Ahuja, F. Beaudette, M. Bonanomi, A. Buchot Perraguin, P. Busson, A. Cappati, C. Charlot, O. Davignon, B. Diab, G. Falmagne, S. Ghosh, R. Granier de Cassagnac, A. Hakimi, I. Kucher, J. Motta, M. Nguyen, C. Ochando, P. Paganini, J. Rembser, R. Salerno, U. Sarkar, J.B. Sauvan, Y. Sirois, A. Tarabini, A. Zabi, A. Zghiche

*Laboratoire Leprince-Ringuet, CNRS/IN2P3, Ecole Polytechnique, Institut Polytechnique de Paris, Palaiseau, France*

J.-L. Agram<sup>18</sup>, J. Andrea, D. Apparù, D. Bloch, G. Bourgatte, J.-M. Brom, E.C. Chabert, C. Collard, D. Darej, J.-C. Fontaine<sup>18</sup>, U. Goerlach, C. Grimault, A.-C. Le Bihan, E. Nibigira, P. Van Hove

*Université de Strasbourg, CNRS, IPHC UMR 7178, Strasbourg, France*

E. Asilar, S. Beauceron, C. Bernet, G. Boudoul, C. Camen, A. Carle, N. Chanon, D. Contardo, P. Depasse, H. El Mamouni, J. Fay, S. Gascon, M. Gouzevitch, B. Ille, I.B. Laktineh, H. Lattaud, A. Lesauvage, M. Lethuillier, L. Mirabito, S. Perries, K. Shchablo, V. Sordini, L. Torterotot, G. Touquet, M. Vander Donckt, S. Viret

*Institut de Physique des 2 Infinis de Lyon (IP2I), Villeurbanne, France*

I. Lomidze, T. Toriashvili<sup>19</sup>, Z. Tsamalaidze<sup>13</sup>

*Georgian Technical University, Tbilisi, Georgia*

V. Botta, L. Feld, K. Klein, M. Lipinski, D. Meuser, A. Pauls, N. Röwert, J. Schulz, M. Teroerde

*RWTH Aachen University, I. Physikalisches Institut, Aachen, Germany*

A. Dodonova, D. Eliseev, M. Erdmann, P. Fackeldey, B. Fischer, S. Ghosh, T. Hebbeker, K. Hoepfner, F. Ivone, L. Mastrolorenzo, M. Merschmeyer, A. Meyer, G. Mocellin, S. Mondal, S. Mukherjee, D. Noll, A. Novak, T. Pook, A. Pozdnyakov, Y. Rath, H. Reithler, J. Roemer, A. Schmidt, S.C. Schuler, A. Sharma, L. Vigilante, S. Wiedenbeck, S. Zaleski

*RWTH Aachen University, III. Physikalisches Institut A, Aachen, Germany*

C. Dziwok, G. Flügge, W. Haj Ahmad<sup>20</sup>, O. Hlushchenko, T. Kress, A. Nowack, C. Pistone, O. Pooth, D. Roy, A. Stahl<sup>21</sup>, T. Ziemons, A. Zötz

*RWTH Aachen University, III. Physikalisches Institut B, Aachen, Germany*

H. Aarup Petersen, M. Aldaya Martin, P. Asmuss, S. Baxter, M. Bayatmakou, O. Behnke, A. Bermúdez Martínez, S. Bhattacharya, A.A. Bin Anuar, K. Borras<sup>22</sup>, D. Brunner, A. Campbell, A. Cardini, C. Cheng, F. Colombina, S. Consuegra Rodríguez, G. Correia Silva, V. Danilov, M. De Silva, L. Didukh, G. Eckerlin, D. Eckstein, L.I. Estevez Banos, O. Filatov, E. Gallo<sup>23</sup>, A. Geiser, A. Giraldi, A. Grohsjean, M. Guthoff, A. Jafari<sup>24</sup>, N.Z. Jomhari, H. Jung, A. Kasem<sup>22</sup>, M. Kasemann, H. Kaveh, C. Kleinwort, R. Kogler, D. Krücker, W. Lange, J. Lidrych, K. Lipka, W. Lohmann<sup>25</sup>, R. Mankel, I.-A. Melzer-Pellmann, M. Mendizabal Morentin, J. Metwally, A.B. Meyer, M. Meyer, J. Mnich, A. Mussgiller, Y. Otari, D. Pérez Adán, D. Pitzl, A. Raspereza, B. Ribeiro Lopes, J. Rübenach, A. Saggio, A. Saibel, M. Savitskyi, M. Scham<sup>26</sup>, V. Scheurer, S. Schnake, P. Schütze, C. Schwanenberger<sup>23</sup>, M. Shchedrolosiev, R.E. Sosa Ricardo, D. Stafford, N. Tonon, M. Van De Klundert, R. Walsh, D. Walter, Q. Wang, Y. Wen, K. Wichmann, L. Wiens, C. Wissing, S. Wuchterl

*Deutsches Elektronen-Synchrotron, Hamburg, Germany*

R. Aggleton, S. Albrecht, S. Bein, L. Benato, P. Connor, K. De Leo, M. Eich, F. Feindt, A. Fröhlich, C. Garbers, E. Garutti, P. Gunnellini, M. Hajheidari, J. Haller, A. Hinzmann, G. Kasieczka, R. Klanner, T. Kramer,

V. Kutzner, J. Lange, T. Lange, A. Lobanov, A. Malara, A. Nigamova, K.J. Pena Rodriguez, M. Rieger, O. Rieger, P. Schleper, M. Schröder, J. Schwandt, J. Sonneveld, H. Stadie, G. Steinbrück, A. Tews, I. Zoi

*University of Hamburg, Hamburg, Germany*

J. Bechtel, S. Brommer, M. Burkart, E. Butz, R. Caspart, T. Chwalek, W. De Boer<sup>†</sup>, A. Dierlamm, A. Droll, K. El Morabit, N. Faltermann, M. Giffels, J.o. Gosewisch, A. Gottmann, F. Hartmann<sup>21</sup>, C. Heidecker, U. Husemann, P. Keicher, R. Koppenhöfer, S. Maier, M. Metzler, S. Mitra, Th. Müller, M. Neukum, A. Nürnberg, G. Quast, K. Rabbertz, J. Rauser, D. Savoie, M. Schnepf, D. Seith, I. Shvetsov, H.J. Simonis, R. Ulrich, J. Van Der Linden, R.F. Von Cube, M. Wassmer, M. Weber, S. Wieland, R. Wolf, S. Wozniowski, S. Wunsch

*Karlsruher Institut fuer Technologie, Karlsruhe, Germany*

G. Anagnostou, G. Daskalakis, T. Geralis, A. Kyriakis, D. Loukas, A. Stakia

*Institute of Nuclear and Particle Physics (INPP), NCSR Demokritos, Aghia Paraskevi, Greece*

M. Diamantopoulou, D. Karasavvas, G. Karathanasis, P. Kontaxakis, C.K. Koraka, A. Manousakis-Katsikakis, A. Panagiotou, I. Papavergou, N. Saoulidou, K. Theofilatos, E. Tziaferi, K. Vellidis, E. Vourliotis

*National and Kapodistrian University of Athens, Athens, Greece*

G. Bakas, K. Kousouris, I. Papakrivopoulos, G. Tsipolitis, A. Zacharopoulou

*National Technical University of Athens, Athens, Greece*

K. Adamidis, I. Bestintzanos, I. Evangelou, C. Foudas, P. Gianneios, P. Katsoulis, P. Kokkas, N. Manthos, I. Papadopoulos, J. Strologas

*University of Ioánnina, Ioánnina, Greece*

M. Csanad, K. Farkas, M.M.A. Gadallah<sup>27</sup>, S. Lökös<sup>28</sup>, P. Major, K. Mandal, A. Mehta, G. Pasztor, A.J. Rádl, O. Surányi, G.I. Veres

*MTA-ELTE Lendület CMS Particle and Nuclear Physics Group, Eötvös Loránd University, Budapest, Hungary*

M. Bartók<sup>29</sup>, G. Bencze, C. Hajdu, D. Horvath<sup>30</sup>, F. Sikler, V. Veszpremi

*Wigner Research Centre for Physics, Budapest, Hungary*

S. Czellar, D. Fasanella, J. Karancsi<sup>29</sup>, J. Molnar, Z. Szillasi, D. Teyssier

*Institute of Nuclear Research ATOMKI, Debrecen, Hungary*

P. Raics, Z.L. Trocsanyi<sup>31</sup>, B. Ujvari

*Institute of Physics, University of Debrecen, Debrecen, Hungary*

T. Csorgo<sup>32</sup>, F. Nemes<sup>32</sup>, T. Novak

*Karoly Robert Campus, MATE Institute of Technology, Gyogyos, Hungary*

S. Choudhury, J.R. Komaragiri, D. Kumar, L. Panwar, P.C. Tiwari

*Indian Institute of Science (IISc), Bangalore, India*

S. Bahinipati<sup>33</sup>, C. Kar, P. Mal, T. Mishra, V.K. Muraleedharan Nair Bindhu<sup>34</sup>, A. Nayak<sup>34</sup>, P. Saha, N. Sur, S.K. Swain, D. Vats<sup>34</sup>

*National Institute of Science Education and Research, HBNI, Bhubaneswar, India*

S. Bansal, S.B. Beri, V. Bhatnagar, G. Chaudhary, S. Chauhan, N. Dhingra<sup>35</sup>, R. Gupta, A. Kaur, M. Kaur, S. Kaur, P. Kumari, M. Meena, K. Sandeep, J.B. Singh, A.K. Viridi

*Panjab University, Chandigarh, India*

A. Ahmed, A. Bhardwaj, B.C. Choudhary, M. Gola, S. Keshri, A. Kumar, M. Naimuddin, P. Priyanka, K. Ranjan, A. Shah

University of Delhi, Delhi, India

M. Bharti<sup>36</sup>, R. Bhattacharya, S. Bhattacharya, D. Bhowmik, S. Dutta, S. Dutta, B. Gomber<sup>37</sup>, M. Maity<sup>38</sup>, P. Palit, P.K. Rout, G. Saha, B. Sahu, S. Sarkar, M. Sharan, B. Singh<sup>36</sup>, S. Thakur<sup>36</sup>

Saha Institute of Nuclear Physics, HBNI, Kolkata, India

P.K. Behera, S.C. Behera, P. Kalbhor, A. Muhammad, R. Pradhan, P.R. Pujahari, A. Sharma, A.K. Sikdar

Indian Institute of Technology Madras, Madras, India

D. Dutta, V. Jha, V. Kumar, D.K. Mishra, K. Naskar<sup>39</sup>, P.K. Netrakanti, L.M. Pant, P. Shukla

Bhabha Atomic Research Centre, Mumbai, India

T. Aziz, S. Dugad, M. Kumar

Tata Institute of Fundamental Research-A, Mumbai, India

S. Banerjee, R. Chudasama, M. Guchait, S. Karmakar, S. Kumar, G. Majumder, K. Mazumdar, S. Mukherjee

Tata Institute of Fundamental Research-B, Mumbai, India

K. Alpana, S. Dube, B. Kansal, A. Laha, S. Pandey, A. Rane, A. Rastogi, S. Sharma

Indian Institute of Science Education and Research (IISER), Pune, India

H. Bakhshiansohi<sup>40</sup>, E. Khazaie, M. Zeinali<sup>41</sup>

Isfahan University of Technology, Isfahan, Iran

S. Chenarani<sup>42</sup>, S.M. Etesami, M. Khakzad, M. Mohammadi Najafabadi

Institute for Research in Fundamental Sciences (IPM), Tehran, Iran

M. Grunewald

University College Dublin, Dublin, Ireland

M. Abbrescia<sup>a,b</sup>, R. Aly<sup>a,b,43</sup>, C. Aruta<sup>a,b</sup>, A. Colaleo<sup>a</sup>, D. Creanza<sup>a,c</sup>, N. De Filippis<sup>a,c</sup>, M. De Palma<sup>a,b</sup>, A. Di Florio<sup>a,b</sup>, A. Di Pilato<sup>a,b</sup>, W. Elmetenawee<sup>a,b</sup>, L. Fiore<sup>a</sup>, A. Gelmi<sup>a,b</sup>, M. Gul<sup>a</sup>, G. Iaselli<sup>a,c</sup>, M. Ince<sup>a,b</sup>, S. Lezki<sup>a,b</sup>, G. Maggi<sup>a,c</sup>, M. Maggi<sup>a</sup>, I. Margjeka<sup>a,b</sup>, V. Mastrapasqua<sup>a,b</sup>, S. My<sup>a,b</sup>, S. Nuzzo<sup>a,b</sup>, A. Pellecchia<sup>a,b</sup>, A. Pompili<sup>a,b</sup>, G. Pugliese<sup>a,c</sup>, D. Ramos<sup>a</sup>, A. Ranieri<sup>a</sup>, G. Selvaggi<sup>a,b</sup>, L. Silvestris<sup>a</sup>, F.M. Simone<sup>a,b</sup>, Ü. Sözbilir<sup>a</sup>, R. Venditti<sup>a</sup>, P. Verwilligen<sup>a</sup>

<sup>a</sup> INFN Sezione di Bari, Bari, Italy

<sup>b</sup> Università di Bari, Bari, Italy

<sup>c</sup> Politecnico di Bari, Bari, Italy

G. Abbiendi<sup>a</sup>, C. Battilana<sup>a,b</sup>, D. Bonacorsi<sup>a,b</sup>, L. Borgonovi<sup>a</sup>, L. Brigliadori<sup>a</sup>, R. Campanini<sup>a,b</sup>, P. Capiluppi<sup>a,b</sup>, A. Castro<sup>a,b</sup>, F.R. Cavallo<sup>a</sup>, M. Cuffiani<sup>a,b</sup>, G.M. Dallavalle<sup>a</sup>, T. Diotallevi<sup>a,b</sup>, F. Fabbri<sup>a</sup>, A. Fanfani<sup>a,b</sup>, P. Giacomelli<sup>a</sup>, L. Giommi<sup>a,b</sup>, C. Grandi<sup>a</sup>, L. Guiducci<sup>a,b</sup>, S. Lo Meo<sup>a,44</sup>, L. Lunerti<sup>a,b</sup>, S. Marcellini<sup>a</sup>, G. Masetti<sup>a</sup>, F.L. Navarria<sup>a,b</sup>, A. Perrotta<sup>a</sup>, F. Primavera<sup>a,b</sup>, A.M. Rossi<sup>a,b</sup>, T. Rovelli<sup>a,b</sup>, G.P. Siroli<sup>a,b</sup>

<sup>a</sup> INFN Sezione di Bologna, Bologna, Italy

<sup>b</sup> Università di Bologna, Bologna, Italy

S. Albergo<sup>a,b,45</sup>, S. Costa<sup>a,b,45</sup>, A. Di Mattia<sup>a</sup>, R. Potenza<sup>a,b</sup>, A. Tricomi<sup>a,b,45</sup>, C. Tuve<sup>a,b</sup>

<sup>a</sup> INFN Sezione di Catania, Catania, Italy

<sup>b</sup> Università di Catania, Catania, Italy



G. Barbagli <sup>a</sup>, A. Cassese <sup>a</sup>, R. Ceccarelli <sup>a,b</sup>, V. Ciulli <sup>a,b</sup>, C. Civinini <sup>a</sup>, R. D'Alessandro <sup>a,b</sup>, E. Focardi <sup>a,b</sup>, G. Latino <sup>a,b</sup>, P. Lenzi <sup>a,b</sup>, M. Lizzo <sup>a,b</sup>, M. Meschini <sup>a</sup>, S. Paoletti <sup>a</sup>, R. Seidita <sup>a,b</sup>, G. Sguazzoni <sup>a</sup>, L. Viliani <sup>a</sup>

<sup>a</sup> INFN Sezione di Firenze, Firenze, Italy

<sup>b</sup> Università di Firenze, Firenze, Italy

L. Benussi, S. Bianco, D. Piccolo

INFN Laboratori Nazionali di Frascati, Frascati, Italy

M. Bozzo <sup>a,b</sup>, F. Ferro <sup>a</sup>, R. Mulargia <sup>a,b</sup>, E. Robutti <sup>a</sup>, S. Tosi <sup>a,b</sup>

<sup>a</sup> INFN Sezione di Genova, Genova, Italy

<sup>b</sup> Università di Genova, Genova, Italy

A. Benaglia <sup>a</sup>, G. Boldrini, F. Brivio <sup>a,b</sup>, F. Cetorelli <sup>a,b</sup>, F. De Guio <sup>a,b</sup>, M.E. Dinardo <sup>a,b</sup>, P. Dini <sup>a</sup>, S. Gennai <sup>a</sup>, A. Ghezzi <sup>a,b</sup>, P. Govoni <sup>a,b</sup>, L. Guzzi <sup>a,b</sup>, M.T. Lucchini <sup>a,b</sup>, M. Malberti <sup>a</sup>, S. Malvezzi <sup>a</sup>, A. Massironi <sup>a</sup>, D. Menasce <sup>a</sup>, L. Moroni <sup>a</sup>, M. Paganoni <sup>a,b</sup>, D. Pedrini <sup>a</sup>, B.S. Pinolini, S. Ragazzi <sup>a,b</sup>, N. Redaelli <sup>a</sup>, T. Tabarelli de Fatis <sup>a,b</sup>, D. Valsecchi <sup>a,b,21</sup>, D. Zuolo <sup>a,b</sup>

<sup>a</sup> INFN Sezione di Milano-Bicocca, Milano, Italy

<sup>b</sup> Università di Milano-Bicocca, Milano, Italy

S. Buontempo <sup>a</sup>, F. Carnevali <sup>a,b</sup>, N. Cavallo <sup>a,c</sup>, A. De Iorio <sup>a,b</sup>, F. Fabozzi <sup>a,c</sup>, A.O.M. Iorio <sup>a,b</sup>, L. Lista <sup>a,b,46</sup>, S. Meola <sup>a,d,21</sup>, P. Paolucci <sup>a,21</sup>, B. Rossi <sup>a</sup>, C. Sciacca <sup>a,b</sup>

<sup>a</sup> INFN Sezione di Napoli, Napoli, Italy

<sup>b</sup> Università di Napoli 'Federico II', Napoli, Italy

<sup>c</sup> Università della Basilicata, Potenza, Italy

<sup>d</sup> Università G. Marconi, Roma, Italy

P. Azzi <sup>a</sup>, N. Bacchetta <sup>a</sup>, D. Bisello <sup>a,b</sup>, P. Bortignon <sup>a</sup>, A. Bragagnolo <sup>a,b</sup>, R. Carlin <sup>a,b</sup>, P. Checchia <sup>a</sup>, T. Dorigo <sup>a</sup>, U. Dosselli <sup>a</sup>, F. Gasparini <sup>a,b</sup>, U. Gasparini <sup>a,b</sup>, G. Grosso, S.Y. Hoh <sup>a,b</sup>, L. Layer <sup>a,47</sup>, E. Lusiani, M. Margoni <sup>a,b</sup>, A.T. Meneguzzo <sup>a,b</sup>, J. Pazzini <sup>a,b</sup>, P. Ronchese <sup>a,b</sup>, R. Rossin <sup>a,b</sup>, F. Simonetto <sup>a,b</sup>, G. Strong <sup>a</sup>, M. Tosi <sup>a,b</sup>, H. Yarar <sup>a,b</sup>, M. Zanetti <sup>a,b</sup>, P. Zotto <sup>a,b</sup>, A. Zucchetta <sup>a,b</sup>, G. Zumerle <sup>a,b</sup>

<sup>a</sup> INFN Sezione di Padova, Padova, Italy

<sup>b</sup> Università di Padova, Padova, Italy

<sup>c</sup> Università di Trento, Trento, Italy

C. Aime <sup>a,b</sup>, A. Braghieri <sup>a</sup>, S. Calzaferri <sup>a,b</sup>, D. Fiorina <sup>a,b</sup>, P. Montagna <sup>a,b</sup>, S.P. Ratti <sup>a,b</sup>, V. Re <sup>a</sup>, C. Riccardi <sup>a,b</sup>, P. Salvini <sup>a</sup>, I. Vai <sup>a</sup>, P. Vitulo <sup>a,b</sup>

<sup>a</sup> INFN Sezione di Pavia, Pavia, Italy

<sup>b</sup> Università di Pavia, Pavia, Italy

P. Asenov <sup>a,48</sup>, G.M. Bilei <sup>a</sup>, D. Ciangottini <sup>a,b</sup>, L. Fanò <sup>a,b</sup>, M. Magherini <sup>b</sup>, G. Mantovani <sup>a,b</sup>, V. Mariani <sup>a,b</sup>, M. Menichelli <sup>a</sup>, F. Moscatelli <sup>a,48</sup>, A. Piccinelli <sup>a,b</sup>, M. Presilla <sup>a,b</sup>, A. Rossi <sup>a,b</sup>, A. Santocchia <sup>a,b</sup>, D. Spiga <sup>a</sup>, T. Tedeschi <sup>a,b</sup>

<sup>a</sup> INFN Sezione di Perugia, Perugia, Italy

<sup>b</sup> Università di Perugia, Perugia, Italy

P. Azzurri <sup>a</sup>, G. Bagliesi <sup>a</sup>, V. Bertacchi <sup>a,c</sup>, L. Bianchini <sup>a</sup>, T. Boccali <sup>a</sup>, E. Bossini <sup>a,b</sup>, R. Castaldi <sup>a</sup>, M.A. Ciocci <sup>a,b</sup>, V. D'Amante <sup>a,d</sup>, R. Dell'Orso <sup>a</sup>, M.R. Di Domenico <sup>a,d</sup>, S. Donato <sup>a</sup>, A. Giassi <sup>a</sup>, F. Ligabue <sup>a,c</sup>, E. Manca <sup>a,c</sup>, G. Mandorli <sup>a,c</sup>, D. Matos Figueiredo, A. Messineo <sup>a,b</sup>, F. Palla <sup>a</sup>, S. Parolia <sup>a,b</sup>, G. Ramirez-Sanchez <sup>a,c</sup>, A. Rizzi <sup>a,b</sup>, G. Rolandi <sup>a,c</sup>, S. Roy Chowdhury <sup>a,c</sup>, A. Scribano <sup>a</sup>, N. Shafiei <sup>a,b</sup>, P. Spagnolo <sup>a</sup>, R. Tenchini <sup>a</sup>, G. Tonelli <sup>a,b</sup>, N. Turini <sup>a,d</sup>, A. Venturi <sup>a</sup>, P.G. Verdini <sup>a</sup>

<sup>a</sup> INFN Sezione di Pisa, Pisa, Italy

<sup>b</sup> Università di Pisa, Pisa, Italy

<sup>c</sup> Scuola Normale Superiore di Pisa, Pisa, Italy

<sup>d</sup> Università di Siena, Siena, Italy

P. Barria<sup>a</sup>, M. Campana<sup>a,b</sup>, F. Cavallari<sup>a</sup>, D. Del Re<sup>a,b</sup>, E. Di Marco<sup>a</sup>, M. Diemoz<sup>a</sup>, E. Longo<sup>a,b</sup>,  
 P. Meridiani<sup>a</sup>, G. Organtini<sup>a,b</sup>, F. Pandolfi<sup>a</sup>, R. Paramatti<sup>a,b</sup>, C. Quaranta<sup>a,b</sup>, S. Rahatlou<sup>a,b</sup>, C. Rovelli<sup>a</sup>,  
 F. Santanastasio<sup>a,b</sup>, L. Soffi<sup>a</sup>, R. Tramontano<sup>a,b</sup>

<sup>a</sup> INFN Sezione di Roma, Rome, Italy

<sup>b</sup> Sapienza Università di Roma, Rome, Italy

N. Amapane<sup>a,b</sup>, R. Arcidiacono<sup>a,c</sup>, S. Argiro<sup>a,b</sup>, M. Arneodo<sup>a,c</sup>, N. Bartosik<sup>a</sup>, R. Bellan<sup>a,b</sup>, A. Bellora<sup>a,b</sup>,  
 J. Berenguer Antequera<sup>a,b</sup>, C. Biino<sup>a</sup>, N. Cartiglia<sup>a</sup>, S. Cometti<sup>a</sup>, M. Costa<sup>a,b</sup>, R. Covarelli<sup>a,b</sup>, N. Demaria<sup>a</sup>,  
 B. Kiani<sup>a,b</sup>, F. Legger<sup>a</sup>, C. Mariotti<sup>a</sup>, S. Maselli<sup>a</sup>, E. Migliore<sup>a,b</sup>, E. Monteil<sup>a,b</sup>, M. Monteno<sup>a</sup>,  
 M.M. Obertino<sup>a,b</sup>, G. Ortona<sup>a</sup>, L. Pacher<sup>a,b</sup>, N. Pastrone<sup>a</sup>, M. Pelliccioni<sup>a</sup>, G.L. Pinna Angioni<sup>a,b</sup>,  
 M. Ruspa<sup>a,c</sup>, K. Shchelina<sup>a</sup>, F. Siviero<sup>a,b</sup>, V. Sola<sup>a</sup>, A. Solano<sup>a,b</sup>, D. Soldi<sup>a,b</sup>, A. Staiano<sup>a</sup>, M. Tornago<sup>a,b</sup>,  
 D. Trocino<sup>a</sup>, A. Vagnerini<sup>a,b</sup>

<sup>a</sup> INFN Sezione di Torino, Torino, Italy

<sup>b</sup> Università di Torino, Torino, Italy

<sup>c</sup> Università del Piemonte Orientale, Novara, Italy

S. Belforte<sup>a</sup>, V. Candelise<sup>a,b</sup>, M. Casarsa<sup>a</sup>, F. Cossutti<sup>a</sup>, A. Da Rold<sup>a,b</sup>, G. Della Ricca<sup>a,b</sup>, G. Sorrentino<sup>a,b</sup>,  
 F. Vazzoler<sup>a,b</sup>

<sup>a</sup> INFN Sezione di Trieste, Trieste, Italy

<sup>b</sup> Università di Trieste, Trieste, Italy

S. Dogra, C. Huh, B. Kim, D.H. Kim, G.N. Kim, J. Kim, J. Lee, S.W. Lee, C.S. Moon, Y.D. Oh, S.I. Pak,  
 B.C. Radburn-Smith, S. Sekmen, Y.C. Yang

Kyungpook National University, Daegu, Republic of Korea

H. Kim, D.H. Moon

Chonnam National University, Institute for Universe and Elementary Particles, Kwangju, Republic of Korea

B. Francois, T.J. Kim, J. Park

Hanyang University, Seoul, Republic of Korea

S. Cho, S. Choi, Y. Go, B. Hong, K. Lee, K.S. Lee, J. Lim, J. Park, S.K. Park, J. Yoo

Korea University, Seoul, Republic of Korea

J. Goh, A. Gurtu

Kyung Hee University, Department of Physics, Seoul, Republic of Korea

H.S. Kim, Y. Kim

Sejong University, Seoul, Republic of Korea

J. Almond, J.H. Bhyun, J. Choi, S. Jeon, J. Kim, J.S. Kim, S. Ko, H. Kwon, H. Lee, S. Lee, B.H. Oh, M. Oh,  
 S.B. Oh, H. Seo, U.K. Yang, I. Yoon

Seoul National University, Seoul, Republic of Korea

W. Jang, D.Y. Kang, Y. Kang, S. Kim, B. Ko, J.S.H. Lee, Y. Lee, J.A. Merlin, I.C. Park, Y. Roh, M.S. Ryu,  
 D. Song, I.J. Watson, S. Yang

University of Seoul, Seoul, Republic of Korea

S. Ha, H.D. Yoo

Yonsei University, Department of Physics, Seoul, Republic of Korea

M. Choi, H. Lee, Y. Lee, I. Yu

Sungkyunkwan University, Suwon, Republic of Korea

**T. Beyrouthy, Y. Maghrbi**

*College of Engineering and Technology, American University of the Middle East (AUM), Egaila, Dasman, Kuwait*

**K. Dreimanis, V. Veckalns**<sup>49</sup>

*Riga Technical University, Riga, Latvia*

**M. Ambrozas, A. Carvalho Antunes De Oliveira, A. Juodagalvis, A. Rinkevicius, G. Tamulaitis**

*Vilnius University, Vilnius, Lithuania*

**N. Bin Norjoharuddeen, W.A.T. Wan Abdullah, M.N. Yusli, Z. Zolkapli**

*National Centre for Particle Physics, Universiti Malaya, Kuala Lumpur, Malaysia*

**J.F. Benitez, A. Castaneda Hernandez, M. León Coello, J.A. Murillo Quijada, A. Sehrawat,  
L. Valencia Palomo**

*Universidad de Sonora (UNISON), Hermosillo, Mexico*

**G. Ayala, H. Castilla-Valdez, E. De La Cruz-Burelo, I. Heredia-De La Cruz**<sup>50</sup>, R. Lopez-Fernandez,  
C.A. Mondragon Herrera, D.A. Perez Navarro, A. Sánchez Hernández

*Centro de Investigacion y de Estudios Avanzados del IPN, Mexico City, Mexico*

**S. Carrillo Moreno, C. Oropeza Barrera, F. Vazquez Valencia**

*Universidad Iberoamericana, Mexico City, Mexico*

**I. Pedraza, H.A. Salazar Ibarguen, C. Uribe Estrada**

*Benemerita Universidad Autonoma de Puebla, Puebla, Mexico*

**J. Mijuskovic**<sup>51</sup>, N. Raicevic

*University of Montenegro, Podgorica, Montenegro*

**D. Krofcheck**

*University of Auckland, Auckland, New Zealand*

**P.H. Butler**

*University of Canterbury, Christchurch, New Zealand*

**A. Ahmad, M.I. Asghar, A. Awais, M.I.M. Awan, H.R. Hoorani, W.A. Khan, M.A. Shah, M. Shoaib, M. Waqas**

*National Centre for Physics, Quaid-I-Azam University, Islamabad, Pakistan*

**V. Avati, L. Grzanka, M. Malawski**

*AGH University of Science and Technology Faculty of Computer Science, Electronics and Telecommunications, Krakow, Poland*

**H. Bialkowska, M. Bluj, B. Boimska, M. Górski, M. Kazana, M. Szleper, P. Zalewski**

*National Centre for Nuclear Research, Swierk, Poland*

**K. Bunkowski, K. Doroba, A. Kalinowski, M. Konecki, J. Krolikowski**

*Institute of Experimental Physics, Faculty of Physics, University of Warsaw, Warsaw, Poland*

**M. Araujo, P. Bargassa, D. Bastos, A. Boletti, P. Faccioli, M. Gallinaro, J. Hollar, N. Leonardo, T. Niknejad,  
M. Pisano, J. Seixas, O. Toldaiev, J. Varela**

*Laboratório de Instrumentação e Física Experimental de Partículas, Lisboa, Portugal*

S. Afanasiev, D. Budkouski, I. Golutvin, I. Gorbunov, V. Karjavine, V. Korenkov, A. Lanev, A. Malakhov, V. Matveev<sup>52,53</sup>, V. Palichik, V. Perelygin, M. Savina, D. Seitova, V. Shalaev, S. Shmatov, S. Shulha, V. Smirnov, O. Teryaev, N. Voytishin, B.S. Yuldashev<sup>54</sup>, A. Zarubin, I. Zhizhin

*Joint Institute for Nuclear Research, Dubna, Russia*

G. Gavrillov, V. Golovtsov, Y. Ivanov, V. Kim<sup>55</sup>, E. Kuznetsova<sup>56</sup>, V. Murzin, V. Oreshkin, I. Smirnov, D. Sosnov, V. Sulimov, L. Uvarov, S. Volkov, A. Vorobyev

*Petersburg Nuclear Physics Institute, Gatchina (St. Petersburg), Russia*

Yu. Andreev, A. Dermenev, S. Gninenko, N. Golubev, A. Karneyeu, D. Kirpichnikov, M. Kirsanov, N. Krasnikov, A. Pashenkov, G. Pivovarov, A. Toropin

*Institute for Nuclear Research, Moscow, Russia*

V. Epshteyn, V. Gavrillov, N. Lychkovskaya, A. Nikitenko<sup>57</sup>, V. Popov, A. Steppenov, M. Toms, E. Vlasov, A. Zhokin

*Institute for Theoretical and Experimental Physics named by A.I. Alikhanov of NRC 'Kurchatov Institute', Moscow, Russia*

T. Aushev

*Moscow Institute of Physics and Technology, Moscow, Russia*

M. Chadeeva<sup>58</sup>, A. Oskin, P. Parygin, E. Popova, D. Selivanova, E. Zhemchugov<sup>58</sup>

*National Research Nuclear University 'Moscow Engineering Physics Institute' (MEPhI), Moscow, Russia*

V. Andreev, M. Azarkin, I. Dremin, M. Kirakosyan, A. Terkulov

*P.N. Lebedev Physical Institute, Moscow, Russia*

A. Belyaev, E. Boos, V. Bunichev, M. Dubinin<sup>59</sup>, L. Dudko, A. Gribushin, V. Klyukhin, O. Kodolova, I. Lokhtin, S. Obraztsov, M. Perfilov, V. Savrin, A. Snigirev

*Skobeltsyn Institute of Nuclear Physics, Lomonosov Moscow State University, Moscow, Russia*

V. Blinov<sup>60</sup>, T. Dimova<sup>60</sup>, L. Kardapoltsev<sup>60</sup>, A. Kozyrev<sup>60</sup>, I. Ovtin<sup>60</sup>, O. Radchenko<sup>60</sup>, Y. Skovpen<sup>60</sup>

*Novosibirsk State University (NSU), Novosibirsk, Russia*

I. Azhgirey, I. Bayshev, D. Elumakhov, V. Kachanov, D. Konstantinov, P. Mandrik, V. Petrov, R. Ryutin, S. Slabospitskii, A. Sobol, S. Troshin, N. Tyurin, A. Uzunian, A. Volkov

*Institute for High Energy Physics of National Research Centre 'Kurchatov Institute', Protvino, Russia*

A. Babaev, V. Okhotnikov

*National Research Tomsk Polytechnic University, Tomsk, Russia*

V. Borshch, V. Ivanchenko, E. Tcherniaev

*Tomsk State University, Tomsk, Russia*

P. Adzic<sup>61</sup>, M. Dordevic, P. Milenovic, J. Milosevic

*University of Belgrade: Faculty of Physics and VINCA Institute of Nuclear Sciences, Belgrade, Serbia*

M. Aguilar-Benitez, J. Alcaraz Maestre, A. Álvarez Fernández, I. Bachiller, M. Barrio Luna, Cristina F. Bedoya, C.A. Carrillo Montoya, M. Cepeda, M. Cerrada, N. Colino, B. De La Cruz, A. Delgado Peris, J.P. Fernández Ramos, J. Flix, M.C. Fouz, O. Gonzalez Lopez, S. Goy Lopez, J.M. Hernandez, M.I. Josa, J. León Holgado, D. Moran, Á. Navarro Tobar, C. Perez Dengra, A. Pérez-Calero Yzquierdo, J. Puerta Pelayo, I. Redondo, L. Romero, S. Sánchez Navas, L. Urda Gómez, C. Willmott

Centro de Investigaciones Energéticas Medioambientales y Tecnológicas (CIEMAT), Madrid, Spain

J.F. de Trocóniz, R. Reyes-Almanza

Universidad Autónoma de Madrid, Madrid, Spain

B. Alvarez Gonzalez, J. Cuevas, C. Erice, J. Fernandez Menendez, S. Folgueras, I. Gonzalez Caballero, J.R. González Fernández, E. Palencia Cortezon, C. Ramón Álvarez, V. Rodríguez Bouza, A. Soto Rodríguez, A. Trapote, N. Trevisani, C. Vico Villalba

Universidad de Oviedo, Instituto Universitario de Ciencias y Tecnologías Espaciales de Asturias (ICTEA), Oviedo, Spain

J.A. Brochero Cifuentes, I.J. Cabrillo, A. Calderon, J. Duarte Campderros, M. Fernandez, C. Fernandez Madrazo, P.J. Fernández Manteca, A. García Alonso, G. Gomez, C. Martinez Rivero, P. Martinez Ruiz del Arbol, F. Matorras, P. Matorras Cuevas, J. Piedra Gomez, C. Prieels, T. Rodrigo, A. Ruiz-Jimeno, L. Scodellaro, I. Vila, J.M. Vizan Garcia

Instituto de Física de Cantabria (IFCA), CSIC-Universidad de Cantabria, Santander, Spain

M.K. Jayananda, B. Kailasapathy<sup>62</sup>, D.U.J. Sonnadara, D.D.C. Wickramarathna

University of Colombo, Colombo, Sri Lanka

W.G.D. Dharmaratna, K. Liyanage, N. Perera, N. Wickramage

University of Ruhuna, Department of Physics, Matara, Sri Lanka

T.K. Aarrestad, D. Abbaneo, J. Alimena, E. Auffray, G. Auzinger, J. Baechler, P. Baillon<sup>†</sup>, D. Barney, J. Bendavid, M. Bianco, A. Bocci, T. Camporesi, M. Capeans Garrido, G. Cerminara, N. Chernyavskaya, S.S. Chhibra, M. Cipriani, L. Cristella, D. d'Enterria, A. Dabrowski, A. David, A. De Roeck, M.M. Defranchis, M. Deile, M. Dobson, M. Dünser, N. Dupont, A. Elliott-Peisert, N. Emriskova, F. Fallavollita<sup>63</sup>, A. Florent, G. Franzoni, W. Funk, S. Giani, D. Gigi, K. Gill, F. Glege, L. Gouskos, M. Haranko, J. Hegeman, V. Innocente, T. James, P. Janot, J. Kaspar, J. Kieseler, M. Komm, N. Kratochwil, C. Lange, S. Laurila, P. Lecoq, A. Lintuluoto, K. Long, C. Lourenço, B. Maier, L. Malgeri, S. Mallios, M. Mannelli, A.C. Marini, F. Meijers, S. Mersi, E. Meschi, F. Moortgat, M. Mulders, S. Orfanelli, L. Orsini, F. Pantaleo, E. Perez, M. Peruzzi, A. Petrilli, G. Petrucciani, A. Pfeiffer, M. Pierini, D. Piparo, M. Pitt, H. Qu, T. Quast, D. Rabady, A. Racz, G. Reales Gutiérrez, M. Rovere, H. Sakulin, J. Salfeld-Nebgen, S. Scarfi, C. Schäfer, C. Schwick, M. Selvaggi, A. Sharma, P. Silva, W. Snoeys, P. Sphicas<sup>64</sup>, S. Summers, K. Tatar, V.R. Tavolaro, D. Treille, P. Tropea, A. Tsiros, G.P. Van Onsem, J. Wanczyk<sup>65</sup>, K.A. Wozniak, W.D. Zeuner

CERN, European Organization for Nuclear Research, Geneva, Switzerland

L. Caminada<sup>66</sup>, A. Ebrahimi, W. Erdmann, R. Horisberger, Q. Ingram, H.C. Kaestli, D. Kotlinski, U. Langenegger, M. Missiroli<sup>66</sup>, L. Noehte<sup>66</sup>, T. Rohe

Paul Scherrer Institut, Villigen, Switzerland

K. Androsov<sup>65</sup>, M. Backhaus, P. Berger, A. Calandri, A. De Cosa, G. Dissertori, M. Dittmar, M. Donegà, C. Dorfer, F. Eble, K. Gedia, F. Glessgen, T.A. Gómez Espinosa, C. Grab, D. Hits, W. Luster, M. Lyon, R.A. Manzoni, L. Marchese, C. Martin Perez, M.T. Meinhard, F. Nessi-Tedaldi, J. Niedziela, F. Pauss, V. Perovic, S. Pigazzini, M.G. Ratti, M. Reichmann, C. Reissel, T. Reitenspiess, B. Ristic, D. Ruini, D.A. Sanz Becerra, V. Stampf, J. Steggemann<sup>65</sup>, R. Wallny, D.H. Zhu

ETH Zurich - Institute for Particle Physics and Astrophysics (IPA), Zurich, Switzerland

C. Amsler<sup>67</sup>, P. Bäertschi, C. Botta, D. Brzhechko, M.F. Canelli, K. Cormier, A. De Wit, R. Del Burgo, J.K. Heikkilä, M. Huwiler, W. Jin, A. Jofrehei, B. Kilminster, S. Leontsinis, S.P. Liechi, A. Macchiolo, P. Meiring, V.M. Mikuni, U. Molinatti, I. Neutelings, A. Reimers, P. Robmann, S. Sanchez Cruz, K. Schweiger, M. Senger, Y. Takahashi

Universität Zürich, Zurich, Switzerland

C. Adloff<sup>68</sup>, C.M. Kuo, W. Lin, A. Roy, T. Sarkar<sup>38</sup>, S.S. Yu

*National Central University, Chung-Li, Taiwan*

L. Ceard, Y. Chao, K.F. Chen, P.H. Chen, W.-S. Hou, Y.y. Li, R.-S. Lu, E. Paganis, A. Psallidas, A. Steen, H.y. Wu, E. Yazgan, P.r. Yu

*National Taiwan University (NTU), Taipei, Taiwan*

B. Asavapibhop, C. Asawatangtrakuldee, N. Srimanobhas

*Chulalongkorn University, Faculty of Science, Department of Physics, Bangkok, Thailand*

F. Boran, S. Damarseckin<sup>69</sup>, Z.S. Demiroglu, F. Dolek, I. Dumanoglu<sup>70</sup>, E. Eskut, Y. Guler<sup>71</sup>, E. Gurpinar Guler<sup>71</sup>, C. Isik, O. Kara, A. Kayis Topaksu, U. Kiminsu, G. Onengut, K. Ozdemir<sup>72</sup>, A. Polatoz, A.E. Simsek, B. Tali<sup>73</sup>, U.G. Tok, S. Turkcapar, I.S. Zorbakir

*Çukurova University, Physics Department, Science and Art Faculty, Adana, Turkey*

B. Isildak<sup>74</sup>, G. Karapinar, K. Ocalan<sup>75</sup>, M. Yalvac<sup>76</sup>

*Middle East Technical University, Physics Department, Ankara, Turkey*

B. Akgun, I.O. Atakisi, E. Gülmez, M. Kaya<sup>77</sup>, O. Kaya<sup>78</sup>, Ö. Özçelik, S. Tekten<sup>79</sup>, E.A. Yetkin<sup>80</sup>

*Bogazici University, Istanbul, Turkey*

A. Cakir, K. Cankocak<sup>70</sup>, Y. Komurcu, S. Sen<sup>81</sup>

*Istanbul Technical University, Istanbul, Turkey*

S. Cerci<sup>73</sup>, I. Hos<sup>82</sup>, B. Kaynak, S. Ozkorucuklu, H. Sert, D. Sunar Cerci<sup>73</sup>, C. Zorbilmez

*Istanbul University, Istanbul, Turkey*

B. Grynyov

*Institute for Scintillation Materials of National Academy of Science of Ukraine, Kharkov, Ukraine*

L. Levchuk

*National Scientific Center, Kharkov Institute of Physics and Technology, Kharkov, Ukraine*

D. Anthony, E. Bhal, S. Bologna, J.J. Brooke, A. Bundock, E. Clement, D. Cussans, H. Flacher, J. Goldstein, G.P. Heath, H.F. Heath, L. Kreczko, B. Krikler, S. Paramesvaran, S. Seif El Nasr-Storey, V.J. Smith, N. Stylianou<sup>83</sup>, K. Walkingshaw Pass, R. White

*University of Bristol, Bristol, United Kingdom*

K.W. Bell, A. Belyaev<sup>84</sup>, C. Brew, R.M. Brown, D.J.A. Cockerill, C. Cooke, K.V. Ellis, K. Harder, S. Harper, M.-L. Holmberg<sup>85</sup>, J. Linacre, K. Manolopoulos, D.M. Newbold, E. Olaiya, D. Petyt, T. Reis, T. Schuh, C.H. Shepherd-Themistocleous, I.R. Tomalin, T. Williams

*Rutherford Appleton Laboratory, Didcot, United Kingdom*

R. Bainbridge, P. Bloch, S. Bonomally, J. Borg, S. Breeze, O. Buchmuller, V. Cepaitis, G.S. Chahal<sup>86</sup>, D. Colling, P. Dauncey, G. Davies, M. Della Negra, S. Fayer, G. Fedi, G. Hall, M.H. Hassanshahi, G. Iles, J. Langford, L. Lyons, A.-M. Magnan, S. Malik, A. Martelli, D.G. Monk, J. Nash<sup>87</sup>, M. Pesaresi, D.M. Raymond, A. Richards, A. Rose, E. Scott, C. Seez, A. Shtipliyski, A. Tapper, K. Uchida, T. Virdee<sup>21</sup>, M. Vojinovic, N. Wardle, S.N. Webb, D. Winterbottom

*Imperial College, London, United Kingdom*

K. Coldham, J.E. Cole, A. Khan, P. Kyberd, I.D. Reid, L. Teodorescu, S. Zahid

*Brunel University, Uxbridge, United Kingdom*

S. Abdullin, A. Brinkerhoff, B. Caraway, J. Dittmann, K. Hatakeyama, A.R. Kanuganti, B. McMaster, N. Pastika, M. Saunders, S. Sawant, C. Sutantawibul, J. Wilson

*Baylor University, Waco, TX, USA*

M. Eads, R. Singh

*Department of Physics - Northern Illinois University, DeKalb, IL, USA*

R. Bartek, A. Dominguez, R. Uniyal, A.M. Vargas Hernandez

*Catholic University of America, Washington, DC, USA*

A. Buccilli, S.I. Cooper, D. Di Croce, S.V. Gleyzer, C. Henderson, C.U. Perez, P. Rumerio<sup>88</sup>, C. West

*The University of Alabama, Tuscaloosa, AL, USA*

A. Akpinar, A. Albert, D. Arcaro, C. Cosby, Z. Demiragli, E. Fontanesi, D. Gastler, S. May, J. Rohlf, K. Salyer, D. Sperka, D. Spitzbart, I. Suarez, A. Tsatsos, S. Yuan, D. Zou

*Boston University, Boston, MA, USA*

G. Benelli, B. Burkle, X. Coubez<sup>22</sup>, D. Cutts, M. Hadley, U. Heintz, J.M. Hogan<sup>89</sup>, T. Kwon, G. Landsberg, K.T. Lau, D. Li, M. Lukasik, J. Luo, M. Narain, N. Pervan, S. Sagir<sup>90</sup>, F. Simpson, E. Usai, W.Y. Wong, X. Yan, D. Yu, W. Zhang

*Brown University, Providence, RI, USA*

J. Bonilla, C. Brainerd, R. Breedon, M. Calderon De La Barca Sanchez, M. Chertok, J. Conway, P.T. Cox, R. Erbacher, G. Haza, F. Jensen, O. Kukral, R. Lander, M. Mulhearn, D. Pellett, B. Regnery, D. Taylor, Y. Yao, F. Zhang

*University of California, Davis, Davis, CA, USA*

M. Bachtis, R. Cousins, A. Datta, D. Hamilton, J. Hauser, M. Ignatenko, M.A. Iqbal, T. Lam, W.A. Nash, S. Regnard, D. Saltzberg, B. Stone, V. Valuev

*University of California, Los Angeles, CA, USA*

K. Burt, Y. Chen, R. Clare, J.W. Gary, M. Gordon, G. Hanson, G. Karapostoli, O.R. Long, N. Manganeli, M. Olmedo Negrete, W. Si, S. Wimpenny, Y. Zhang

*University of California, Riverside, Riverside, CA, USA*

J.G. Branson, P. Chang, S. Cittolin, S. Cooperstein, N. Deelen, D. Diaz, J. Duarte, R. Gerosa, L. Giannini, J. Guiang, R. Kansal, V. Krutelyov, R. Lee, J. Letts, M. Masciovecchio, F. Mokhtar, M. Pieri, B.V. Sathia Narayanan, V. Sharma, M. Tadel, A. Vartak, F. Würthwein, Y. Xiang, A. Yagil

*University of California, San Diego, La Jolla, CA, USA*

N. Amin, C. Campagnari, M. Citron, A. Dorsett, V. Dutta, J. Incandela, M. Kilpatrick, J. Kim, B. Marsh, H. Mei, M. Oshiro, M. Quinnan, J. Richman, U. Sarica, F. Setti, J. Sheplock, P. Siddireddy, D. Stuart, S. Wang

*University of California, Santa Barbara - Department of Physics, Santa Barbara, CA, USA*

A. Bornheim, O. Cerri, I. Dutta, J.M. Lawhorn, N. Lu, J. Mao, H.B. Newman, T.Q. Nguyen, M. Spiropulu, J.R. Vlimant, C. Wang, S. Xie, Z. Zhang, R.Y. Zhu

*California Institute of Technology, Pasadena, CA, USA*

J. Alison, S. An, M.B. Andrews, P. Bryant, T. Ferguson, A. Harilal, C. Liu, T. Mudholkar, M. Paulini, A. Sanchez, W. Terrill

*Carnegie Mellon University, Pittsburgh, PA, USA*

J.P. Cumalat, W.T. Ford, A. Hassani, E. MacDonald, R. Patel, A. Perloff, C. Savard, K. Stenson, K.A. Ulmer, S.R. Wagner

*University of Colorado Boulder, Boulder, CO, USA*

J. Alexander, S. Bright-Thonney, X. Chen, Y. Cheng, D.J. Cranshaw, S. Hogan, J. Monroy, J.R. Patterson, D. Quach, J. Reichert, M. Reid, A. Ryd, W. Sun, J. Thom, P. Wittich, R. Zou

*Cornell University, Ithaca, NY, USA*

M. Albrow, M. Alyari, G. Apollinari, A. Apresyan, A. Apyan, S. Banerjee, L.A.T. Bauerdick, D. Berry, J. Berryhill, P.C. Bhat, K. Burkett, J.N. Butler, A. Canepa, G.B. Cerati, H.W.K. Cheung, F. Chlebana, K.F. Di Petrillo, V.D. Elvira, Y. Feng, J. Freeman, Z. Gecse, L. Gray, D. Green, S. Grünendahl, O. Gutsche, R.M. Harris, R. Heller, T.C. Herwig, J. Hirschauer, B. Jayatilaka, S. Jindariani, M. Johnson, U. Joshi, T. Klijnsma, B. Klima, K.H.M. Kwok, S. Lammel, D. Lincoln, R. Lipton, T. Liu, C. Madrid, K. Maeshima, C. Mantilla, D. Mason, P. McBride, P. Merkel, S. Mrenna, S. Nahn, J. Ngadiuba, V. O'Dell, V. Papadimitriou, K. Pedro, C. Pena<sup>59</sup>, O. Prokofyev, F. Ravera, A. Reinsvold Hall, L. Ristori, E. Sexton-Kennedy, N. Smith, A. Soha, W.J. Spalding, L. Spiegel, S. Stoynev, J. Strait, L. Taylor, S. Tkaczyk, N.V. Tran, L. Uplegger, E.W. Vaandering, H.A. Weber

*Fermi National Accelerator Laboratory, Batavia, IL, USA*

D. Acosta, P. Avery, D. Bourilkov, L. Cadamuro, V. Cherepanov, F. Errico, R.D. Field, D. Guerrero, B.M. Joshi, M. Kim, E. Koenig, J. Konigsberg, A. Korytov, K.H. Lo, K. Matchev, N. Menendez, G. Mitselmakher, A. Muthirakalayil Madhu, N. Rawal, D. Rosenzweig, S. Rosenzweig, J. Rotter, K. Shi, J. Sturdy, J. Wang, E. Yigitbasi, X. Zuo

*University of Florida, Gainesville, FL, USA*

T. Adams, A. Askew, R. Habibullah, V. Hagopian, K.F. Johnson, R. Khurana, T. Kolberg, G. Martinez, H. Prosper, C. Schiber, O. Viazlo, R. Yohay, J. Zhang

*Florida State University, Tallahassee, FL, USA*

M.M. Baarmand, S. Butalla, T. Elkafrawy<sup>16</sup>, M. Hohmann, R. Kumar Verma, D. Noonan, M. Rahmani, F. Yumiceva

*Florida Institute of Technology, Melbourne, FL, USA*

M.R. Adams, H. Becerril Gonzalez, R. Cavanaugh, S. Dittmer, O. Evdokimov, C.E. Gerber, D.A. Hangal, D.J. Hofman, A.H. Merrit, C. Mills, G. Oh, T. Roy, S. Rudrabhatla, M.B. Tonjes, N. Varelas, J. Viinikainen, X. Wang, Z. Wu, Z. Ye

*University of Illinois at Chicago (UIC), Chicago, IL, USA*

M. Alhusseini, K. Dilsiz<sup>91</sup>, L. Emediato, R.P. Gandrajula, O.K. Köseyan, J.-P. Merlo, A. Mestvirishvili<sup>92</sup>, J. Nachtman, H. Ogul<sup>93</sup>, Y. Onel, A. Penzo, C. Snyder, E. Tiras<sup>94</sup>

*The University of Iowa, Iowa City, IA, USA*

O. Amram, B. Blumenfeld, L. Corcodilos, J. Davis, M. Eminizer, A.V. Gritsan, S. Kyriacou, P. Maksimovic, J. Roskes, M. Swartz, T.Á. Vámi

*Johns Hopkins University, Baltimore, MD, USA*

A. Abreu, J. Anguiano, C. Baldenegro Barrera, P. Baringer, A. Bean, A. Bylinkin, Z. Flowers, T. Isidori, S. Khalil, J. King, G. Krintiras, A. Kropivnitskaya, M. Lazarovits, C. Le Mahieu, C. Lindsey, J. Marquez, N. Minafra, M. Murray, M. Nickel, C. Rogan, C. Royon, R. Salvatico, S. Sanders, E. Schmitz, C. Smith, J.D. Tapia Takaki, Q. Wang, Z. Warner, J. Williams, G. Wilson

*The University of Kansas, Lawrence, KS, USA*



S. Duric, A. Ivanov, K. Kaadze, D. Kim, Y. Maravin, T. Mitchell, A. Modak, K. Nam

*Kansas State University, Manhattan, KS, USA*

F. Rebassoo, D. Wright

*Lawrence Livermore National Laboratory, Livermore, CA, USA*

E. Adams, A. Baden, O. Baron, A. Belloni, S.C. Eno, N.J. Hadley, S. Jabeen, R.G. Kellogg, T. Koeth, S. Lascio, A.C. Mignerey, S. Nabili, C. Palmer, M. Seidel, A. Skuja, L. Wang, K. Wong

*University of Maryland, College Park, MD, USA*

D. Abercrombie, G. Andreassi, R. Bi, W. Busza, I.A. Cali, Y. Chen, M. D'Alfonso, J. Eysermans, C. Freer, G. Gomez Ceballos, M. Goncharov, P. Harris, M. Hu, M. Klute, D. Kovalskyi, J. Krupa, Y.-J. Lee, C. Mironov, C. Paus, D. Rankin, C. Roland, G. Roland, Z. Shi, G.S.F. Stephans, J. Wang, Z. Wang, B. Wyslouch

*Massachusetts Institute of Technology, Cambridge, MA, USA*

R.M. Chatterjee, A. Evans, J. Hiltbrand, Sh. Jain, M. Krohn, Y. Kubota, J. Mans, M. Revering, R. Rusack, R. Saradhy, N. Schroeder, N. Strobbe, M.A. Wadud

*University of Minnesota, Minneapolis, MN, USA*

K. Bloom, M. Bryson, S. Chauhan, D.R. Claes, C. Fangmeier, L. Finco, F. Golf, C. Joo, I. Kravchenko, M. Musich, I. Reed, J.E. Siado, G.R. Snow<sup>†</sup>, W. Tabb, F. Yan, A.G. Zecchinelli

*University of Nebraska-Lincoln, Lincoln, NE, USA*

G. Agarwal, H. Bandyopadhyay, L. Hay, I. Iashvili, A. Kharchilava, C. McLean, D. Nguyen, J. Pekkanen, S. Rappoccio, A. Williams

*State University of New York at Buffalo, Buffalo, NY, USA*

G. Alverson, E. Barberis, Y. Haddad, A. Hortiangtham, J. Li, G. Madigan, B. Marzocchi, D.M. Morse, V. Nguyen, T. Orimoto, A. Parker, L. Skinnari, A. Tishelman-Charny, T. Wamorkar, B. Wang, A. Wisecarver, D. Wood

*Northeastern University, Boston, MA, USA*

S. Bhattacharya, J. Bueghly, Z. Chen, A. Gilbert, T. Gunter, K.A. Hahn, Y. Liu, N. Odell, M.H. Schmitt, M. Velasco

*Northwestern University, Evanston, IL, USA*

R. Band, R. Bucci, M. Cremonesi, A. Das, N. Dev, R. Goldouzian, M. Hildreth, K. Hurtado Anampa, C. Jessop, K. Lannon, J. Lawrence, N. Loukas, D. Lutton, D. Mapelli, J. Mariano, N. Marinelli, I. Mcalister, T. McCauley, C. Mcgrady, K. Mohrman, C. Moore, Y. Musienko<sup>52</sup>, R. Ruchti, A. Townsend, M. Wayne, A. Wightman, M. Zarucki, L. Zygala

*University of Notre Dame, Notre Dame, IN, USA*

B. Bylsma, B. Cardwell, L.S. Durkin, B. Francis, C. Hill, M. Nunez Ornelas, K. Wei, B.L. Winer, B.R. Yates

*The Ohio State University, Columbus, OH, USA*

F.M. Addesa, B. Bonham, P. Das, G. Dezoort, P. Elmer, A. Frankenthal, B. Greenberg, N. Haubrich, S. Higginbotham, A. Kalogeropoulos, G. Kopp, S. Kwan, D. Lange, D. Marlow, K. Mei, I. Ojalvo, J. Olsen, D. Stickland, C. Tully

*Princeton University, Princeton, NJ, USA*

S. Malik, S. Norberg

*University of Puerto Rico, Mayaguez, PR, USA*

A.S. Bakshi, V.E. Barnes, R. Chawla, S. Das, L. Gutay, M. Jones, A.W. Jung, S. Karmarkar, D. Kondratyev, M. Liu, G. Negro, N. Neumeister, G. Paspalaki, S. Piperov, A. Purohit, J.F. Schulte, M. Stojanovic<sup>17</sup>, J. Thieman, F. Wang, R. Xiao, W. Xie

*Purdue University, West Lafayette, IN, USA*

J. Dolen, N. Parashar

*Purdue University Northwest, Hammond, IN, USA*

A. Baty, T. Carnahan, M. Decaro, S. Dildick, K.M. Ecklund, S. Freed, P. Gardner, F.J.M. Geurts, A. Kumar, W. Li, B.P. Padley, R. Redjimi, W. Shi, A.G. Stahl Leiton, S. Yang, L. Zhang<sup>95</sup>, Y. Zhang

*Rice University, Houston, TX, USA*

A. Bodek, P. de Barbaro, R. Demina, J.L. Dulemba, C. Fallon, T. Ferbel, M. Galanti, A. Garcia-Bellido, O. Hindrichs, A. Khukhunaishvili, E. Ranken, R. Taus

*University of Rochester, Rochester, NY, USA*

B. Chiarito, J.P. Chou, A. Gandrakota, Y. Gershtein, E. Halkiadakis, A. Hart, M. Heindl, O. Karacheban<sup>25</sup>, I. Laflotte, A. Lath, R. Montalvo, K. Nash, M. Osherson, S. Salur, S. Schnetzer, S. Somalwar, R. Stone, S.A. Thayil, S. Thomas, H. Wang

*Rutgers, The State University of New Jersey, Piscataway, NJ, USA*

H. Acharya, A.G. Delannoy, S. Fiorendi, S. Spanier

*University of Tennessee, Knoxville, TN, USA*

O. Bouhali<sup>96</sup>, M. Dalchenko, A. Delgado, R. Eusebi, J. Gilmore, T. Huang, T. Kamon<sup>97</sup>, H. Kim, S. Luo, S. Malhotra, R. Mueller, D. Overton, D. Rathjens, A. Safonov

*Texas A&M University, College Station, TX, USA*

N. Akchurin, J. Damgov, V. Hegde, S. Kunori, K. Lamichhane, S.W. Lee, T. Mengke, S. Muthumuni, T. Peltola, I. Volobouev, Z. Wang, A. Whitbeck

*Texas Tech University, Lubbock, TX, USA*

E. Appelt, S. Greene, A. Gurrola, W. Johns, A. Melo, H. Ni, K. Padeken, F. Romeo, P. Sheldon, S. Tuo, J. Velkovska

*Vanderbilt University, Nashville, TN, USA*

M.W. Arenton, B. Cox, G. Cummings, J. Hakala, R. Hirosky, M. Joyce, A. Ledovskoy, A. Li, C. Neu, C.E. Perez Lara, B. Tannenwald, S. White, E. Wolfe

*University of Virginia, Charlottesville, VA, USA*

N. Poudyal

*Wayne State University, Detroit, MI, USA*

K. Black, T. Bose, C. Caillol, S. Dasu, I. De Bruyn, P. Everaerts, F. Fienga, C. Galloni, H. He, M. Herndon, A. Hervé, U. Hussain, A. Lanaro, A. Loeliger, R. Loveless, J. Madhusudanan Sreekala, A. Mallampalli, A. Mohammadi, D. Pinna, A. Savin, V. Shang, V. Sharma, W.H. Smith, D. Teague, S. Trembath-Reichert, W. Vetens

*University of Wisconsin - Madison, Madison, WI, USA*

<sup>†</sup> Deceased.

<sup>1</sup> Also at TU Wien, Wien, Austria.

<sup>2</sup> Also at Institute of Basic and Applied Sciences, Faculty of Engineering, Arab Academy for Science, Technology and Maritime Transport, Alexandria, Egypt.

<sup>3</sup> Also at Université Libre de Bruxelles, Bruxelles, Belgium.

- 4 Also at Universidade Estadual de Campinas, Campinas, Brazil.
- 5 Also at Federal University of Rio Grande do Sul, Porto Alegre, Brazil.
- 6 Also at The University of the State of Amazonas, Manaus, Brazil.
- 7 Also at University of Chinese Academy of Sciences, Beijing, China.
- 8 Also at Department of Physics, Tsinghua University, Beijing, China.
- 9 Also at UFMS, Nova Andradina, Brazil.
- 10 Also at Nanjing Normal University Department of Physics, Nanjing, China.
- 11 Now at The University of Iowa, Iowa City, Iowa, USA.
- 12 Also at Institute for Theoretical and Experimental Physics named by A.I. Alikhanov of NRC 'Kurchatov Institute', Moscow, Russia.
- 13 Also at Joint Institute for Nuclear Research, Dubna, Russia.
- 14 Also at Cairo University, Cairo, Egypt.
- 15 Also at British University in Egypt, Cairo, Egypt.
- 16 Now at Ain Shams University, Cairo, Egypt.
- 17 Also at Purdue University, West Lafayette, Indiana, USA.
- 18 Also at Université de Haute Alsace, Mulhouse, France.
- 19 Also at Tbilisi State University, Tbilisi, Georgia.
- 20 Also at Erzincan Binali Yildirim University, Erzincan, Turkey.
- 21 Also at CERN, European Organization for Nuclear Research, Geneva, Switzerland.
- 22 Also at RWTH Aachen University, III. Physikalisches Institut A, Aachen, Germany.
- 23 Also at University of Hamburg, Hamburg, Germany.
- 24 Also at Isfahan University of Technology, Isfahan, Iran.
- 25 Also at Brandenburg University of Technology, Cottbus, Germany.
- 26 Also at Forschungszentrum Jülich, Juelich, Germany.
- 27 Also at Physics Department, Faculty of Science, Assiut University, Assiut, Egypt.
- 28 Also at Karoly Robert Campus, MATE Institute of Technology, Gyongyos, Hungary.
- 29 Also at Institute of Physics, University of Debrecen, Debrecen, Hungary.
- 30 Also at Institute of Nuclear Research ATOMKI, Debrecen, Hungary.
- 31 Also at MTA-ELTE Lendület CMS Particle and Nuclear Physics Group, Eötvös Loránd University, Budapest, Hungary.
- 32 Also at Wigner Research Centre for Physics, Budapest, Hungary.
- 33 Also at IIT Bhubaneswar, Bhubaneswar, India.
- 34 Also at Institute of Physics, Bhubaneswar, India.
- 35 Also at Punjab Agricultural University, Ludhiana, India.
- 36 Also at Shoolini University, Solan, India.
- 37 Also at University of Hyderabad, Hyderabad, India.
- 38 Also at University of Visva-Bharati, Santiniketan, India.
- 39 Also at Indian Institute of Technology (IIT), Mumbai, India.
- 40 Also at Deutsches Elektronen-Synchrotron, Hamburg, Germany.
- 41 Also at Sharif University of Technology, Tehran, Iran.
- 42 Also at Department of Physics, University of Science and Technology of Mazandaran, Behshahr, Iran.
- 43 Now at INFN Sezione di Bari, Università di Bari, Politecnico di Bari, Bari, Italy.
- 44 Also at Italian National Agency for New Technologies, Energy and Sustainable Economic Development, Bologna, Italy.
- 45 Also at Centro Siciliano di Fisica Nucleare e di Struttura Della Materia, Catania, Italy.
- 46 Also at Scuola Superiore Meridionale, Università di Napoli Federico II, Napoli, Italy.
- 47 Also at Università di Napoli 'Federico II', Napoli, Italy.
- 48 Also at Consiglio Nazionale delle Ricerche - Istituto Officina dei Materiali, Perugia, Italy.
- 49 Also at Riga Technical University, Riga, Latvia.
- 50 Also at Consejo Nacional de Ciencia y Tecnología, Mexico City, Mexico.
- 51 Also at IRFU, CEA, Université Paris-Saclay, Gif-sur-Yvette, France.
- 52 Also at Institute for Nuclear Research, Moscow, Russia.
- 53 Now at National Research Nuclear University 'Moscow Engineering Physics Institute' (MEPhI), Moscow, Russia.
- 54 Also at Institute of Nuclear Physics of the Uzbekistan Academy of Sciences, Tashkent, Uzbekistan.
- 55 Also at St. Petersburg Polytechnic University, St. Petersburg, Russia.
- 56 Also at University of Florida, Gainesville, Florida, USA.
- 57 Also at Imperial College, London, United Kingdom.
- 58 Also at P.N. Lebedev Physical Institute, Moscow, Russia.
- 59 Also at California Institute of Technology, Pasadena, California, USA.
- 60 Also at Budker Institute of Nuclear Physics, Novosibirsk, Russia.
- 61 Also at Faculty of Physics, University of Belgrade, Belgrade, Serbia.
- 62 Also at Trincomalee Campus, Eastern University, Sri Lanka, Nilaveli, Sri Lanka.
- 63 Also at INFN Sezione di Pavia, Università di Pavia, Pavia, Italy.
- 64 Also at National and Kapodistrian University of Athens, Athens, Greece.
- 65 Also at Ecole Polytechnique Fédérale Lausanne, Lausanne, Switzerland.
- 66 Also at Universität Zürich, Zurich, Switzerland.
- 67 Also at Stefan Meyer Institute for Subatomic Physics, Vienna, Austria.
- 68 Also at Laboratoire d'Annecy-le-Vieux de Physique des Particules, IN2P3-CNRS, Annecy-le-Vieux, France.
- 69 Also at Şirnak University, Şirnak, Turkey.
- 70 Also at Near East University, Research Center of Experimental Health Science, Nicosia, Turkey.
- 71 Also at Konya Technical University, Konya, Turkey.
- 72 Also at Piri Reis University, Istanbul, Turkey.
- 73 Also at Adiyaman University, Adiyaman, Turkey.
- 74 Also at Ozyegin University, Istanbul, Turkey.

- <sup>75</sup> Also at Necmettin Erbakan University, Konya, Turkey.
- <sup>76</sup> Also at Bozok Universitetesi Rektörlüğü, Yozgat, Turkey.
- <sup>77</sup> Also at Marmara University, Istanbul, Turkey.
- <sup>78</sup> Also at Milli Savunma University, Istanbul, Turkey.
- <sup>79</sup> Also at Kafkas University, Kars, Turkey.
- <sup>80</sup> Also at Istanbul Bilgi University, Istanbul, Turkey.
- <sup>81</sup> Also at Hacettepe University, Ankara, Turkey.
- <sup>82</sup> Also at Istanbul University - Cerrahpasa, Faculty of Engineering, Istanbul, Turkey.
- <sup>83</sup> Also at Vrije Universiteit Brussel, Brussel, Belgium.
- <sup>84</sup> Also at School of Physics and Astronomy, University of Southampton, Southampton, United Kingdom.
- <sup>85</sup> Also at Rutherford Appleton Laboratory, Didcot, United Kingdom.
- <sup>86</sup> Also at IPPP Durham University, Durham, United Kingdom.
- <sup>87</sup> Also at Monash University, Faculty of Science, Clayton, Australia.
- <sup>88</sup> Also at Università di Torino, Torino, Italy.
- <sup>89</sup> Also at Bethel University, St. Paul, Minneapolis, USA.
- <sup>90</sup> Also at Karamanoğlu Mehmetbey University, Karaman, Turkey.
- <sup>91</sup> Also at Bingol University, Bingol, Turkey.
- <sup>92</sup> Also at Georgian Technical University, Tbilisi, Georgia.
- <sup>93</sup> Also at Sinop University, Sinop, Turkey.
- <sup>94</sup> Also at Erciyes University, Kayseri, Turkey.
- <sup>95</sup> Also at Institute of Modern Physics and Key Laboratory of Nuclear Physics and Ion-beam Application (MOE) - Fudan University, Shanghai, China.
- <sup>96</sup> Also at Texas A&M University at Qatar, Doha, Qatar.
- <sup>97</sup> Also at Kyungpook National University, Daegu, Korea.